



US00D416491S

United States Patent [19]
Gobe

[11] **Patent Number: Des. 416,491**

[45] **Date of Patent: ** Nov. 16, 1999**

[54] **MAKE-UP CONTAINER**

[75] Inventor: **Marc Gobe**, New York, N.Y.

[73] Assignee: **Gryphon Development**, New York, N.Y.

[**] Term: **14 Years**

[21] Appl. No.: **29/098,782**

[22] Filed: **Jan. 6, 1999**

[51] **LOC (6) Cl.** **09-01**

[52] **U.S. Cl.** **D9/558; D9/521; D28/76**

[58] **Field of Search** **D28/7, 76, 77, D28/85; D9/529, 521, 549, 558, 562, 574, 575, 302; 132/317, 318, 320; 401/156, 183, 196, 202, 262; 215/382; 222/212, 213, 215, 107**

[56] **References Cited**

U.S. PATENT DOCUMENTS

D. 256,886	9/1980	Di Scala	D9/529
D. 268,097	3/1983	Thompson	D9/529
D. 302,792	8/1989	Dinand	D9/529
D. 316,224	4/1991	Gray et al.	D9/563
D. 337,261	7/1993	Sherman	D9/302
D. 341,226	11/1993	Lang et al.	D28/76
D. 345,919	4/1994	Chevassus	D9/529
D. 349,047	7/1994	Buchet	D9/332
D. 352,663	11/1994	Suxdorf	D9/573
D. 360,136	7/1995	Dinand	D9/529

D. 397,037	8/1998	Negre	D9/521
D. 408,293	4/1999	Bakic	D9/558
3,286,934	11/1966	Schneller	222/212 X

OTHER PUBLICATIONS

Beauty Fashion Jan. 1985, p. 49: bottle indicated by arrow.
Beauty Fashion May 1985, p. 34: bottle in upper right corner of page.

Primary Examiner—Ted Shooman
Assistant Examiner—C Tuttle
Attorney, Agent, or Firm—Colucci & Umans

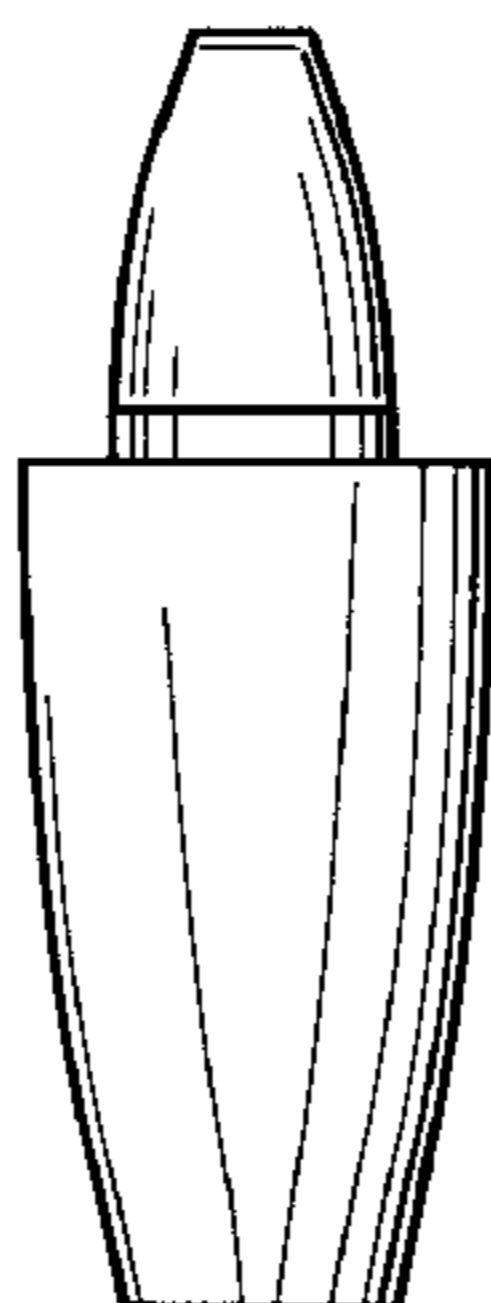
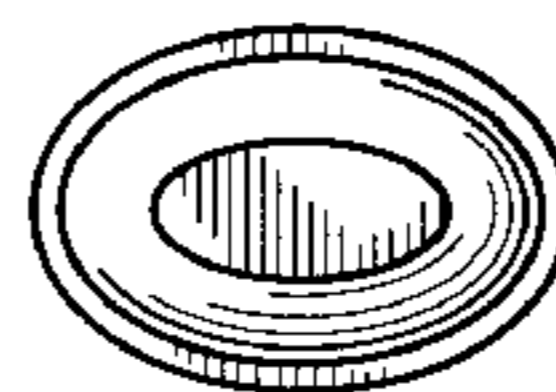
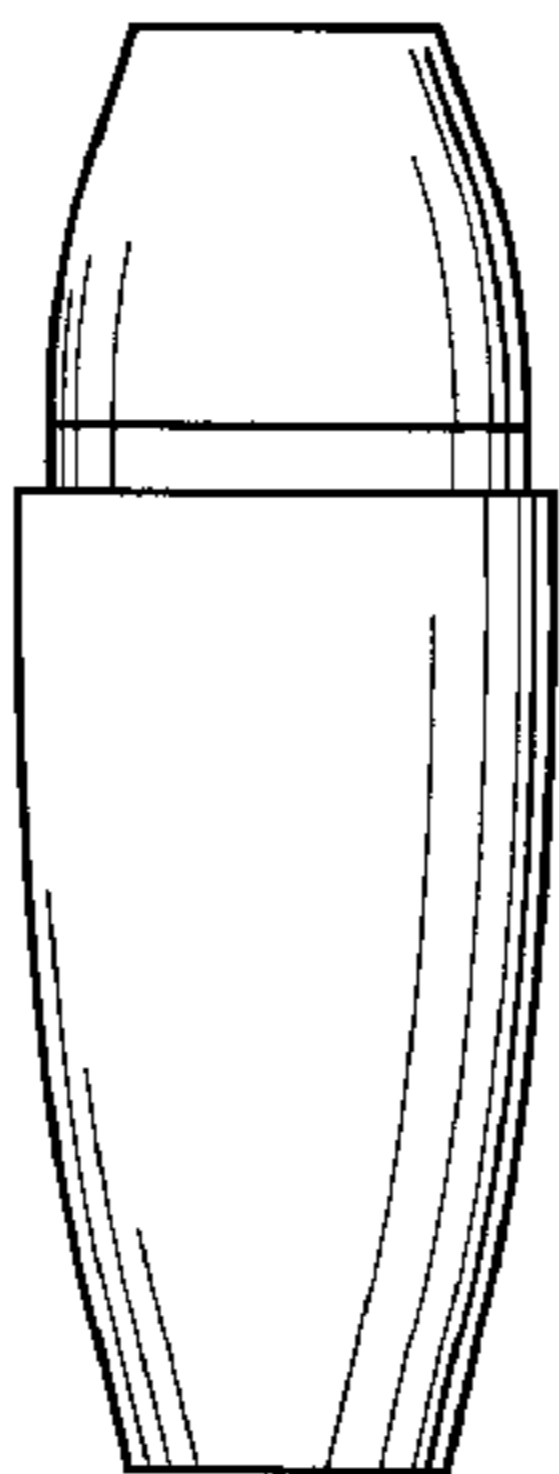
[57] **CLAIM**

The ornamental design for a make-up container, as shown and described.

DESCRIPTION

FIG. 1 is a front view of the first embodiment of the design for a make-up container;
FIG. 2 is a top view of FIG. 1;
FIG. 3 is a bottom view of FIG. 1;
FIG. 4 is a side view of FIG. 1, the opposite side being identical thereto;
FIG. 5 is a front view of the second embodiment of the design for a make-up container;
FIG. 6 is a top view of FIG. 5;
FIG. 7 is a bottom view of FIG. 5; and,
FIG. 8 is a side view of FIG. 5, the opposite side being identical thereto.

1 Claim, 2 Drawing Sheets



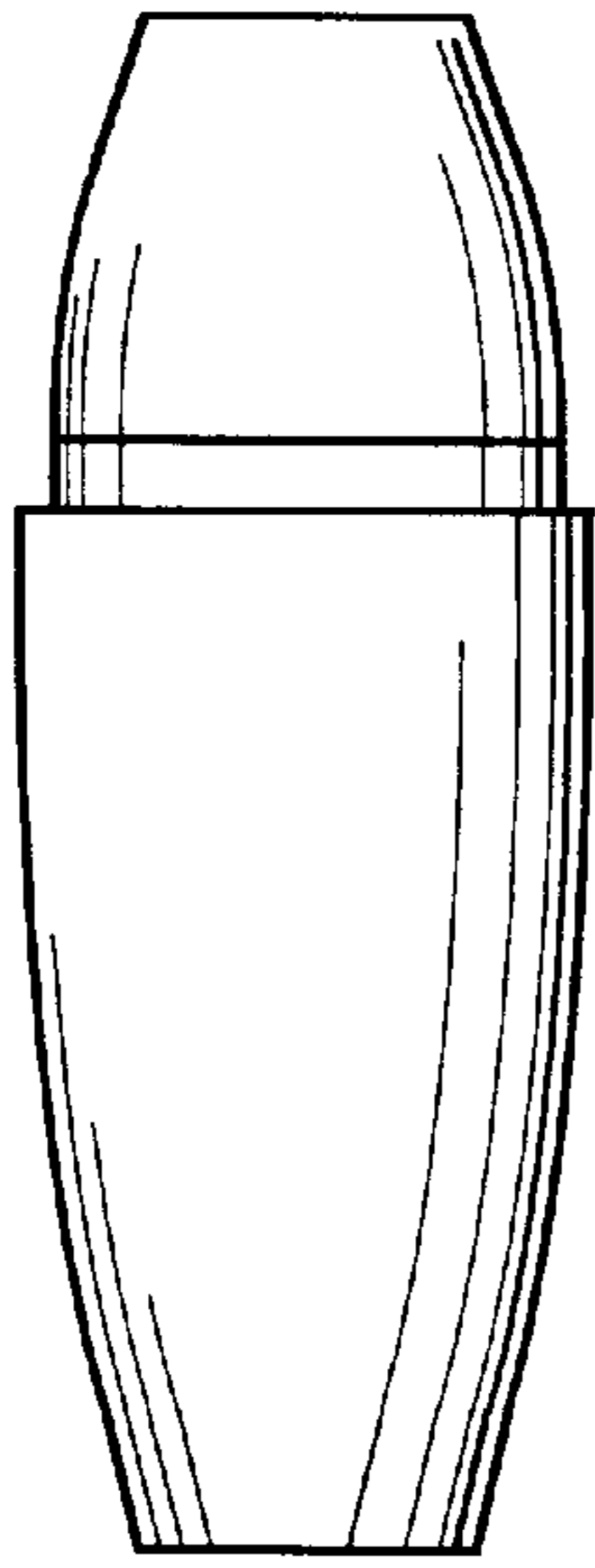


FIG. 1

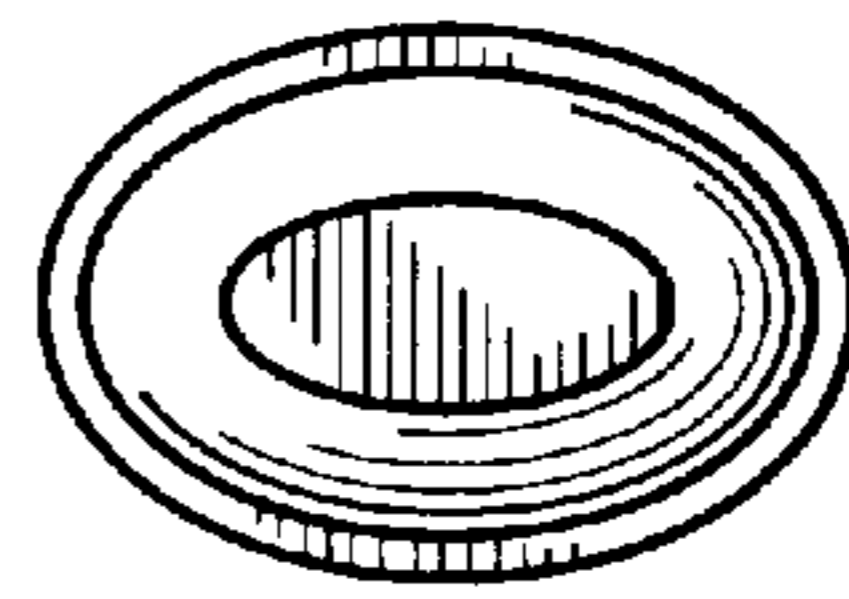


FIG. 2

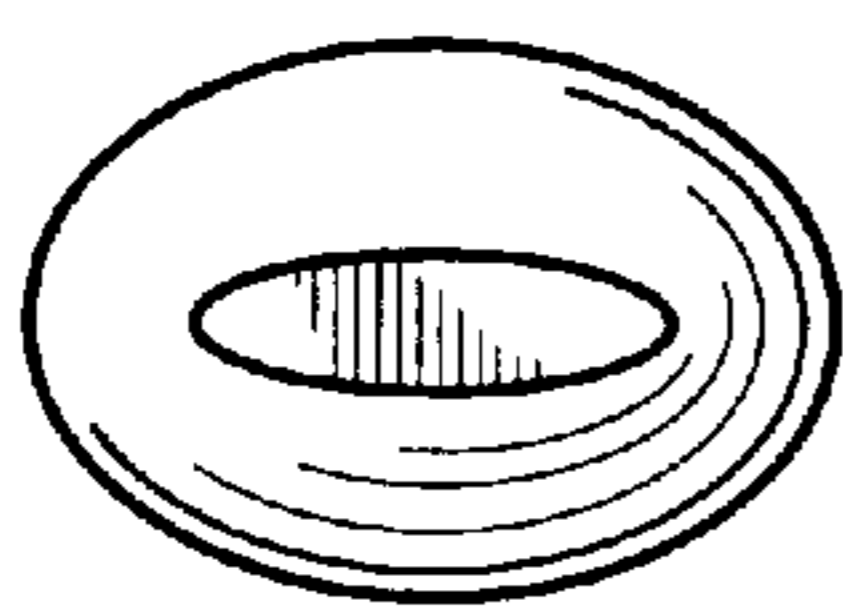


FIG. 3

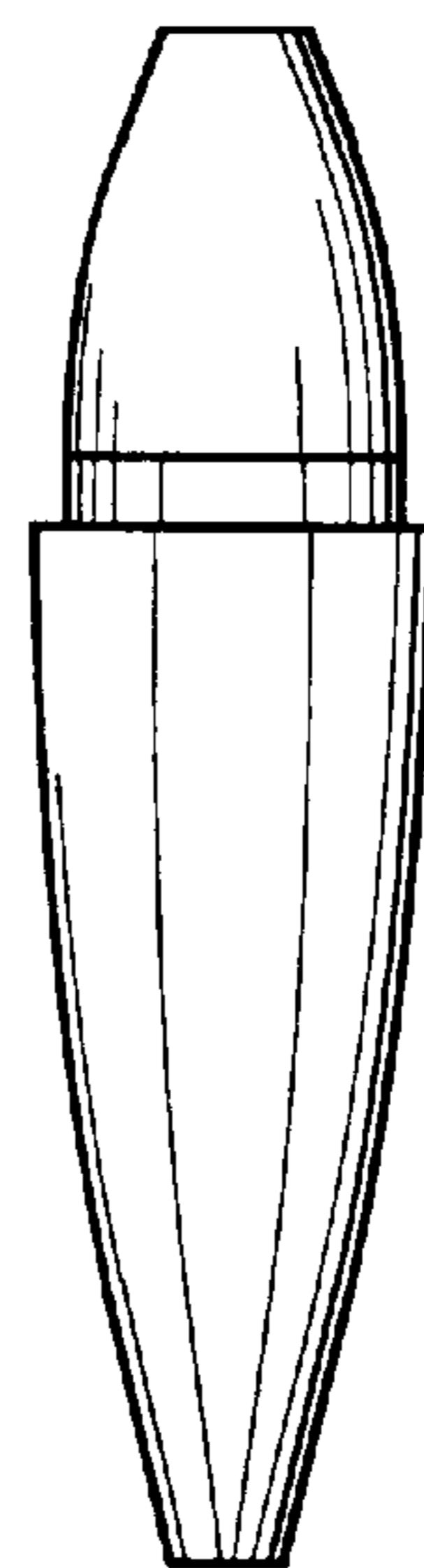


FIG. 4

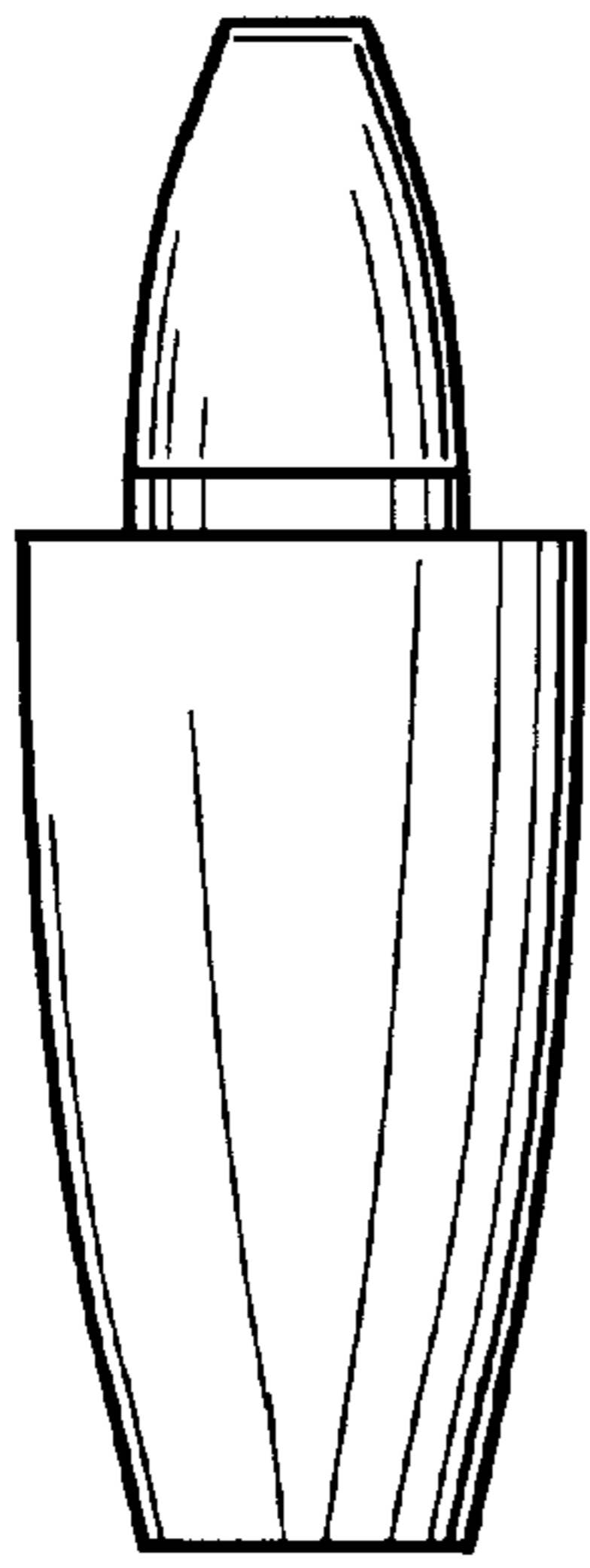


FIG. 5

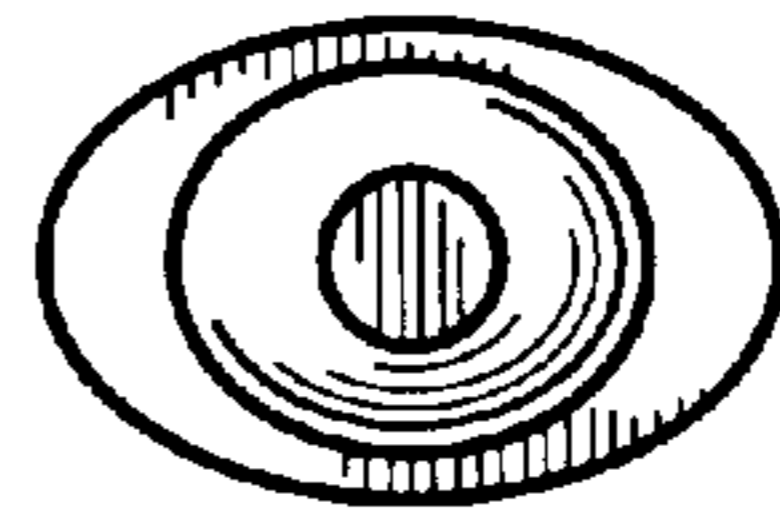


FIG. 6

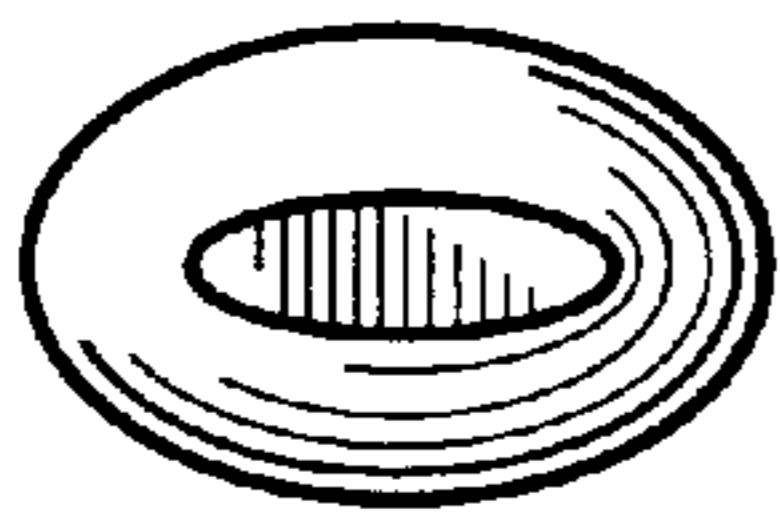


FIG. 7



FIG. 8