



US00D416483S

United States Patent [19]
Manley et al.

[11] **Patent Number: Des. 416,483**

[45] **Date of Patent: ** Nov. 16, 1999**

[54] **PACKAGE FOR A SNACK FOOD CONTAINER**

[75] Inventors: **Dick Duane Manley**, Mt. Horeb;
Michael Peter McDonald, Madison,
both of Wis.

[73] Assignee: **New Glarus Foods, Inc.**, New Glarus,
Wis.

[**] Term: **14 Years**

[21] Appl. No.: **29/075,649**

[22] Filed: **Sep. 3, 1997**

[51] **LOC (6) Cl.** **09-07**

[52] **U.S. Cl.** **D9/415; D9/418**

[58] **Field of Search** D9/415, 418, 414,
D9/337, 341, 345, 347; 206/461-471, 495,
806

[56] **References Cited**

U.S. PATENT DOCUMENTS

D. 279,865	7/1985	McKee	D9/415 X
D. 329,017	9/1992	Goodale	D9/415
D. 350,693	9/1994	Pratt	D9/345 X
D. 358,987	6/1995	Clutter et al.	D9/415
D. 371,071	6/1996	Ford	D9/415

D. 396,622	8/1998	Lee	D9/418 X
3,278,015	10/1966	Bernstein	206/461 X
4,106,614	8/1978	Aylott	206/777 X
4,757,895	7/1988	Klein	206/461 X

OTHER PUBLICATIONS

Techform Inc (206/461 Shoe), Nov. 1982.
Modern Packaging, p. 334, 1963.

Primary Examiner—Prabhakar G. Deshmukh
Attorney, Agent, or Firm—The Scanlon Law Office; William
J. Scanlon

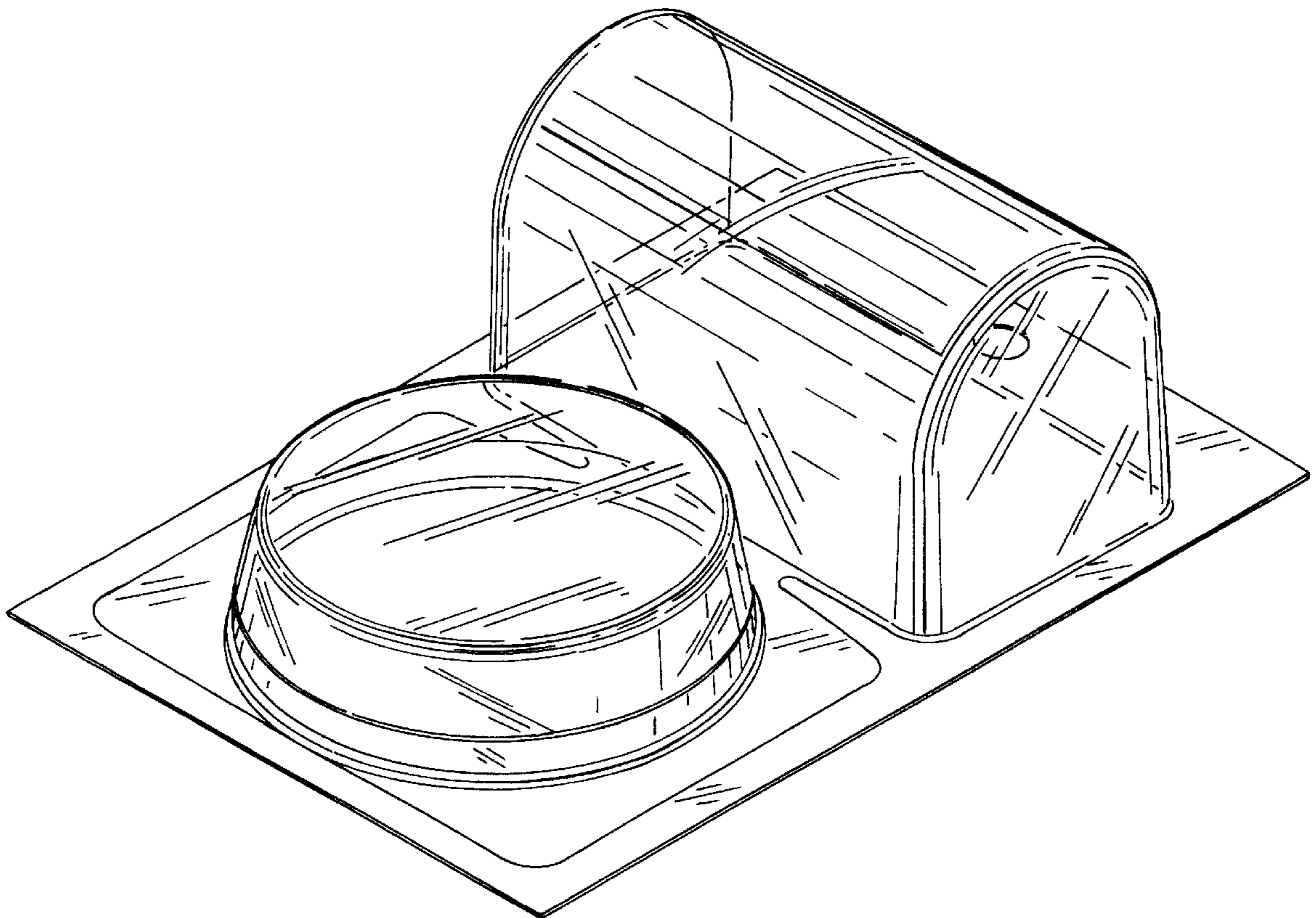
[57] **CLAIM**

The ornamental design for a package for a snack food container, as shown and described.

DESCRIPTION

FIG. 1 is a perspective view of a package for a food container showing our new design; FIG. 2 is a left side elevational view thereof; the right side elevational view being a mirror image thereof; FIG. 3 is a top plan view thereof; FIG. 4 is a rear elevational view thereof; FIG. 5 is a front elevational view thereof; and, FIG. 6 is a bottom plan view thereof.

1 Claim, 3 Drawing Sheets



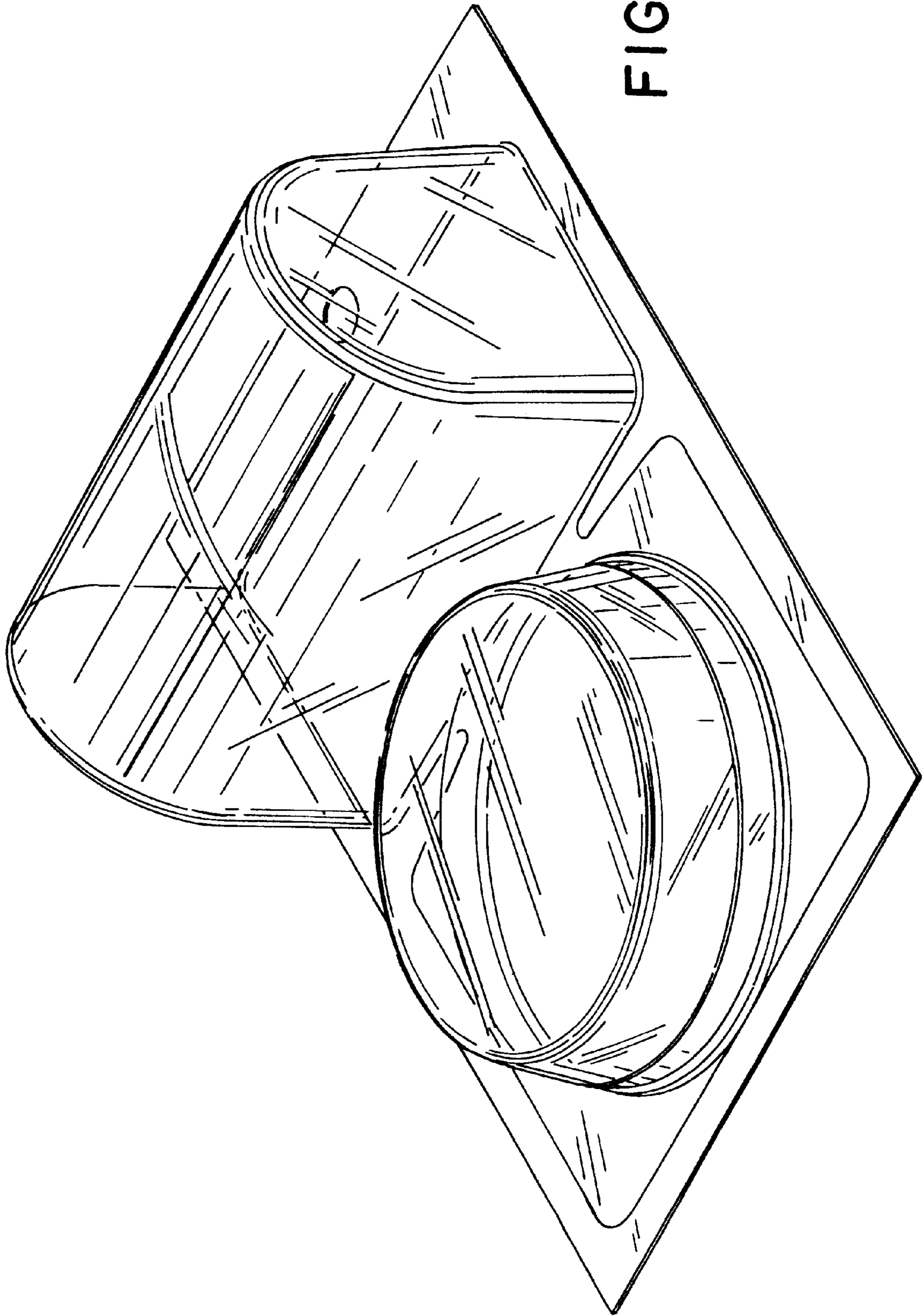


FIG. 1

FIG. 2

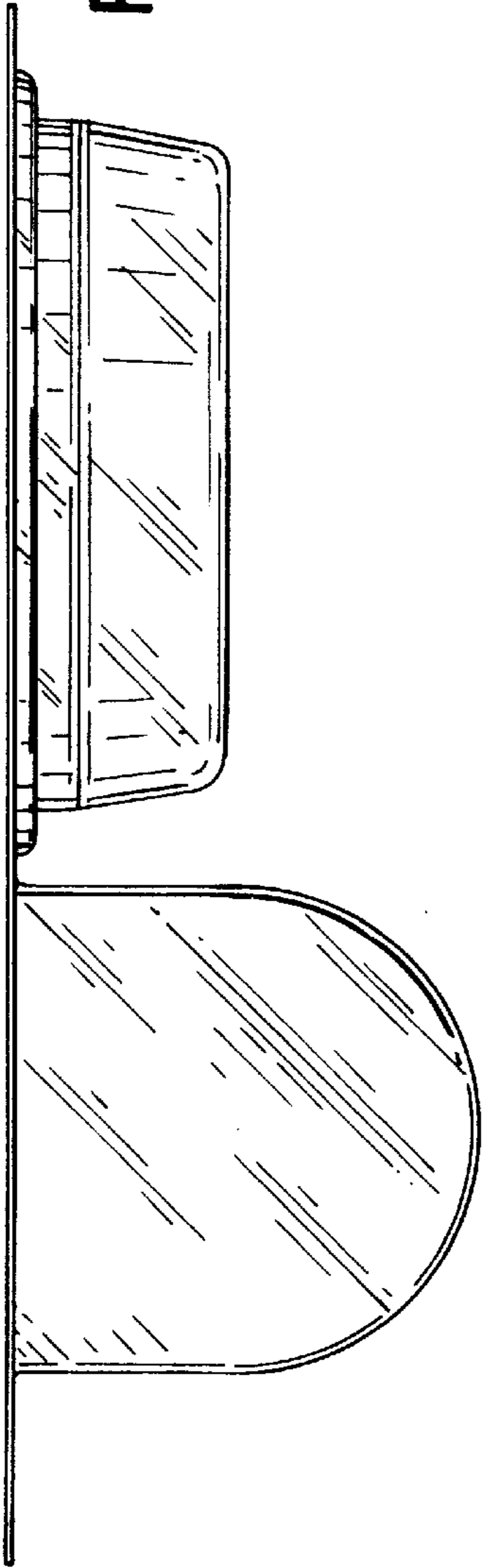
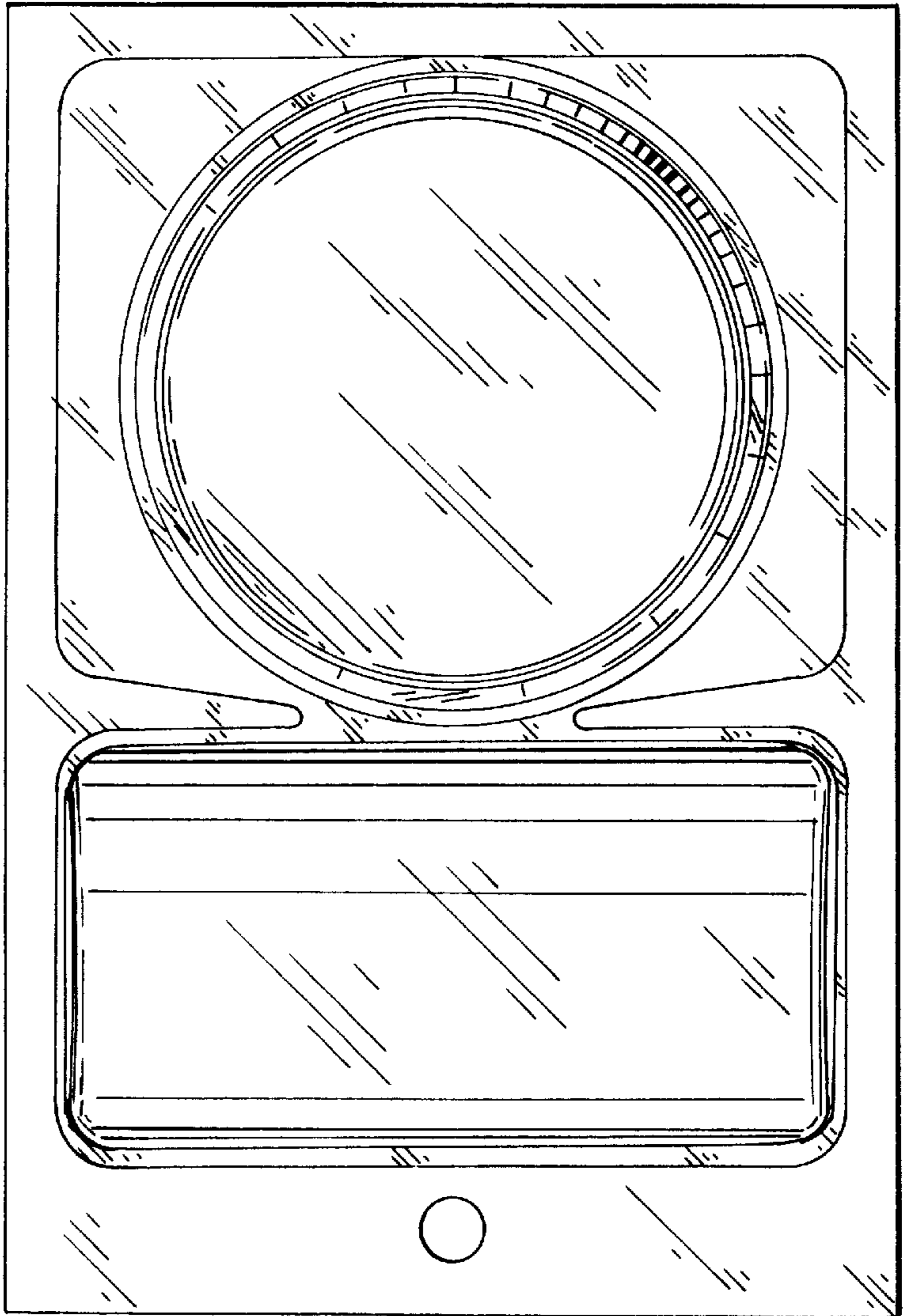


FIG. 3






FIG. 4




FIG. 5

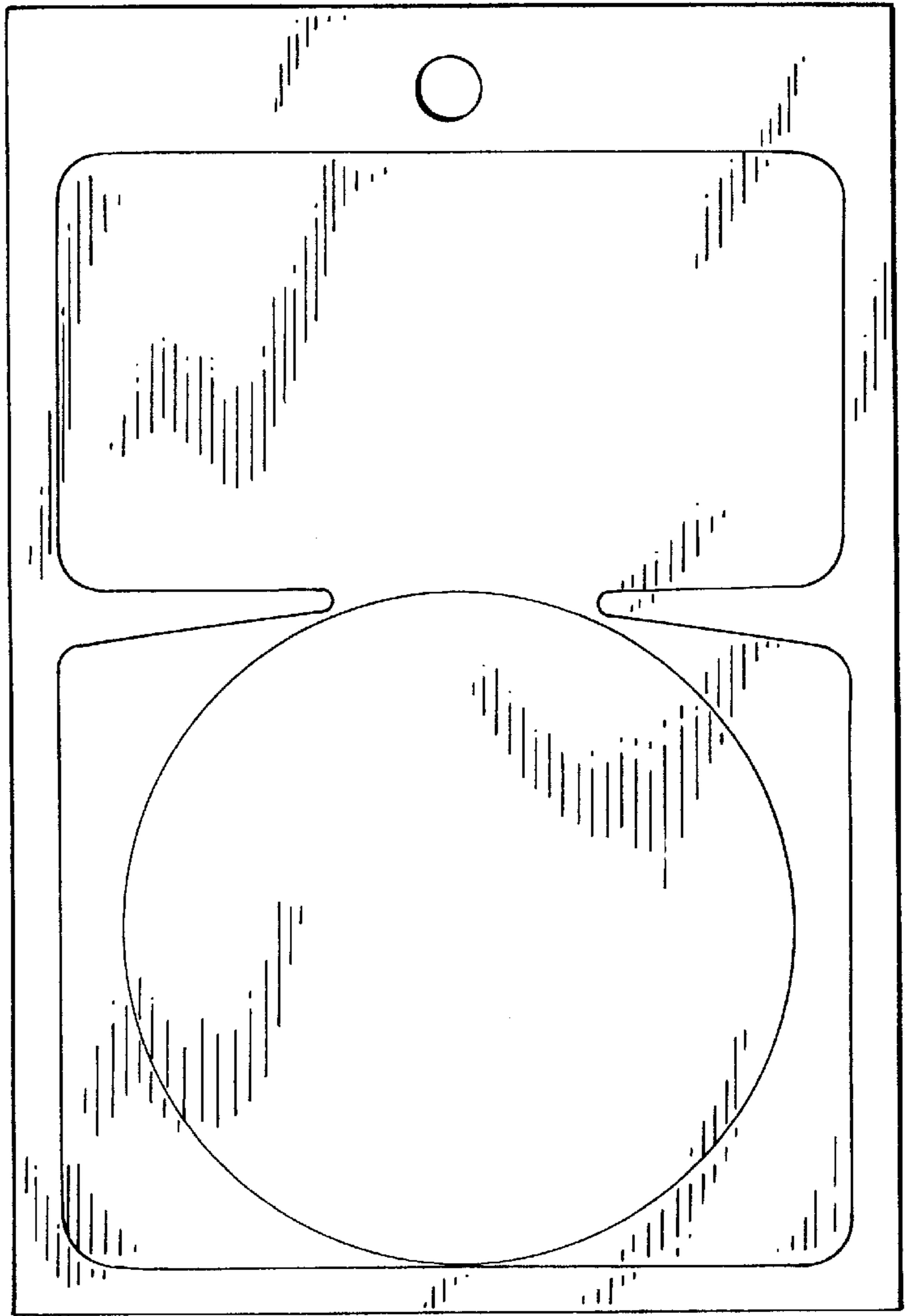


FIG. 6