



US00D416457S

United States Patent [19]

Warner et al.

[11] Patent Number: **Des. 416,457**

[45] Date of Patent: **** Nov. 16, 1999**

[54] **BOX JOINT PLIERS**

[75] Inventors: **James F. Warner**, Hoboken; **Robert J. Croft**, Jersey City, both of N.J.; **Alan D. Anderson**, Sumter, S.C.

[73] Assignee: **Cooper Industries, Inc.**, Houston, Tex.

[**] Term: **14 Years**

[21] Appl. No.: **29/092,085**

[22] Filed: **Aug. 12, 1998**

[51] **LOC (6) Cl.** **08-05**

[52] **U.S. Cl.** **D8/52**

[58] **Field of Search** D8/51, 52, 58;
81/385, 405, 407-409, 411, 415-417, 427.5

[56] **References Cited**

U.S. PATENT DOCUMENTS

- D. 258,930 4/1981 Wahlberg .
- D. 343,779 2/1994 Imhoff D8/52
- 2,557,296 6/1951 Kress 81/416
- 4,232,573 11/1980 Dace, Jr. .

- 4,296,655 10/1981 Tesoro .
- 4,603,607 8/1986 Schaffner, Jr. 81/416
- 4,748,876 6/1988 Solf et al. .
- 5,809,853 9/1998 Hudson 81/427.5

Primary Examiner—Alan P. Douglas
Assistant Examiner—Reid Hecker
Attorney, Agent, or Firm—Coats & Bennett, P.L.L.C.

[57] **CLAIM**

The ornamental design for a box joint pliers, as shown.

DESCRIPTION

FIG. 1 is a left side view of the box joint pliers showing our ornamental design;

FIG. 2 is perspective view showing the front and left sides of the pliers;

FIG. 3 is a rear view of the pliers;

FIG. 4 is a front view of the pliers; and,

FIG. 5 is a perspective view the top and left sides of the pliers.

The right side of the box joint pliers not shown is understood to be a mirror image of the left side shown.

1 Claim, 3 Drawing Sheets

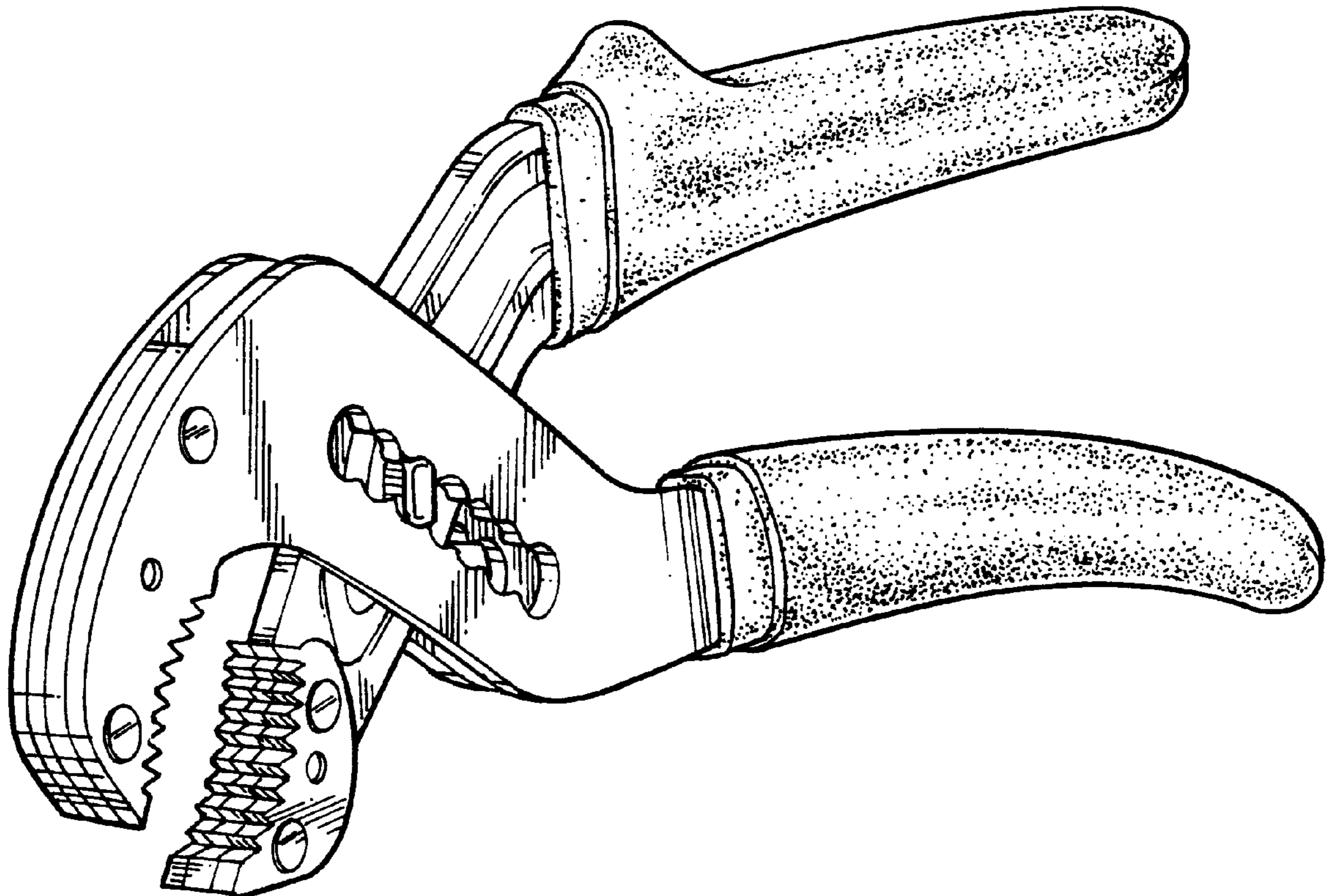
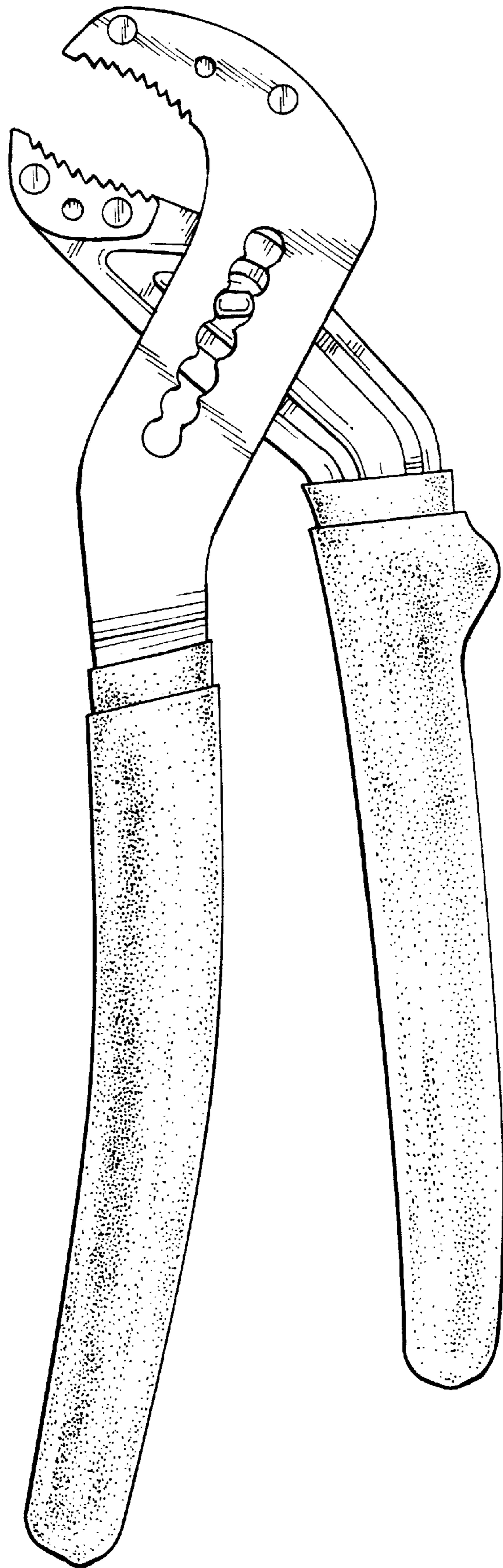


FIG. 1



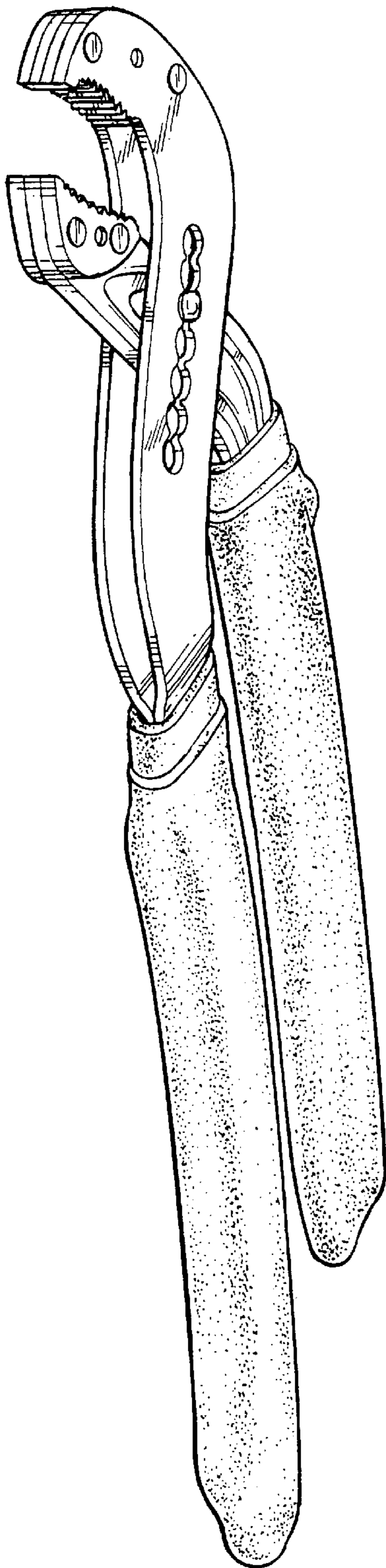


FIG. 2




FIG. 3

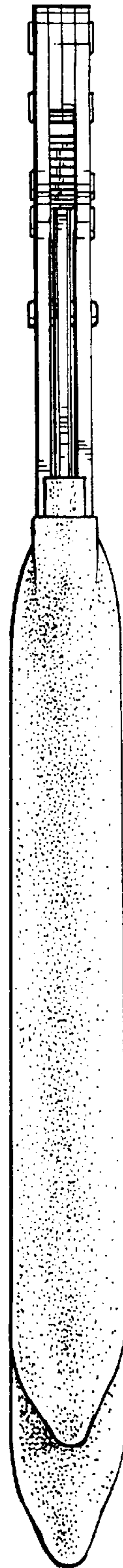


FIG. 4

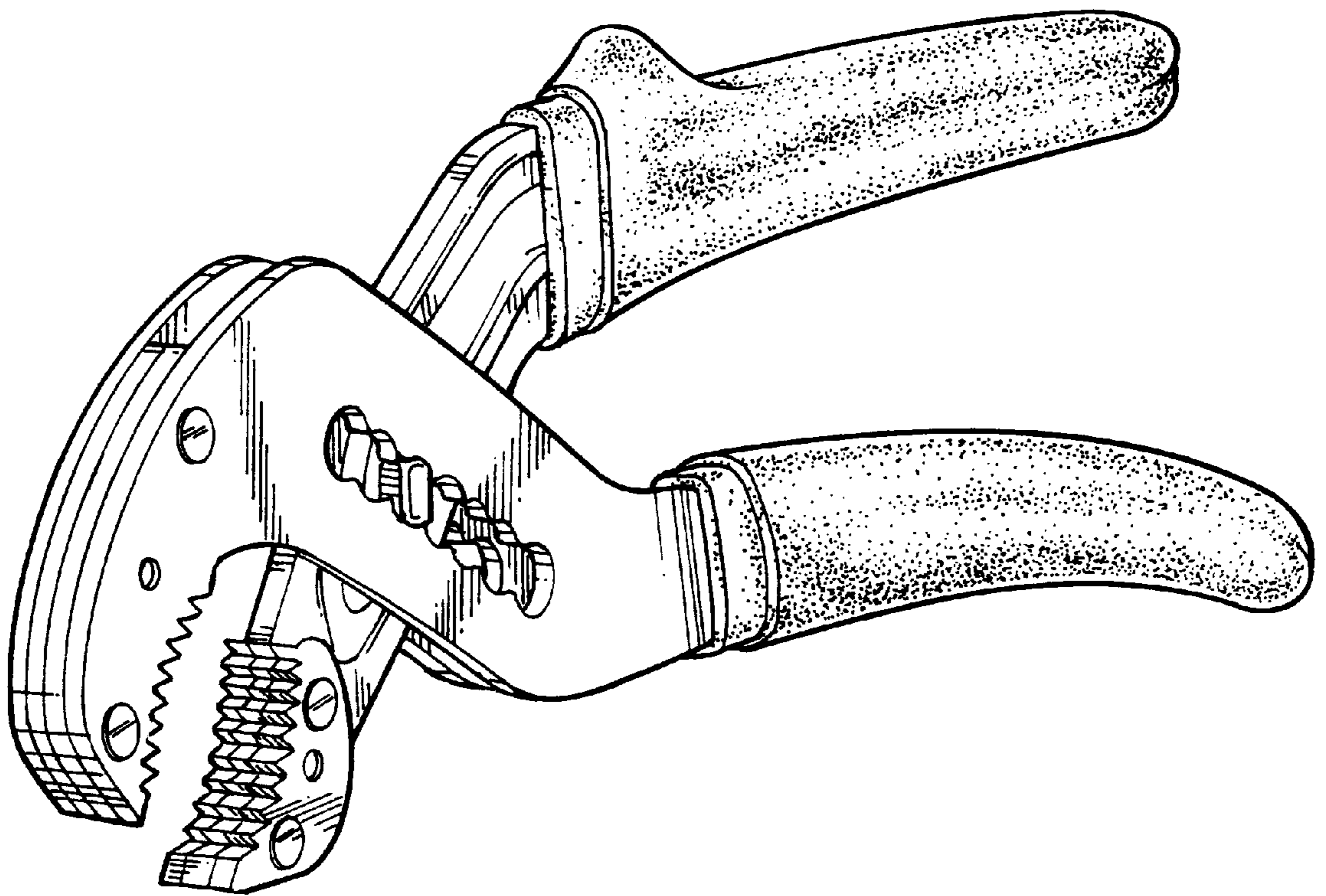


FIG. 5