



US00D416449S

# United States Patent [19]

Goodman et al.

[11] Patent Number: Des. 416,449

[45] Date of Patent: \*\* Nov. 16, 1999

[54] NAPKIN HOLDER

[75] Inventors: Sheldon H. Goodman, 30905 Stratford, Solon, Ohio 44139; Karen L. Gail, Cleveland Heights, Ohio

[73] Assignee: Sheldon H. Goodman, Solon, Ohio

[\*\*] Term: 14 Years

[21] Appl. No.: 29/100,485

[22] Filed: Feb. 11, 1999

[51] LOC (6) Cl. .... 07-06

[52] U.S. Cl. .... D7/631

[58] Field of Search ..... D7/631-634; D6/462; D19/65, 75, 86, 90, 91; 211/45, 50, 41.1, 41.2, 181.1

[56] **References Cited**

U.S. PATENT DOCUMENTS

D. 167,810	9/1952	Roop .	
D. 194,702	2/1963	Planeta .	
D. 314,098	1/1991	Kee .....	D6/462
D. 314,215	1/1991	Hawes, Jr. et al. ....	D19/90
D. 316,193	4/1991	Kee .....	D6/413

D. 316,342	4/1991	Kee .....	D6/410
D. 332,726	1/1993	Goodman et al. ....	D7/631
D. 395,798	7/1998	Goodman .....	D7/631
D. 397,587	9/1998	Hollinger .....	D7/631
D. 405,322	2/1999	Goodman et al. ....	D7/631
D. 405,323	2/1999	Goodman et al. ....	D7/631
3,063,567	11/1962	Campbell .....	211/43

Primary Examiner—Terry A. Wallace  
Attorney, Agent, or Firm—Pearne, Gordon, McCoy & Granger LLP

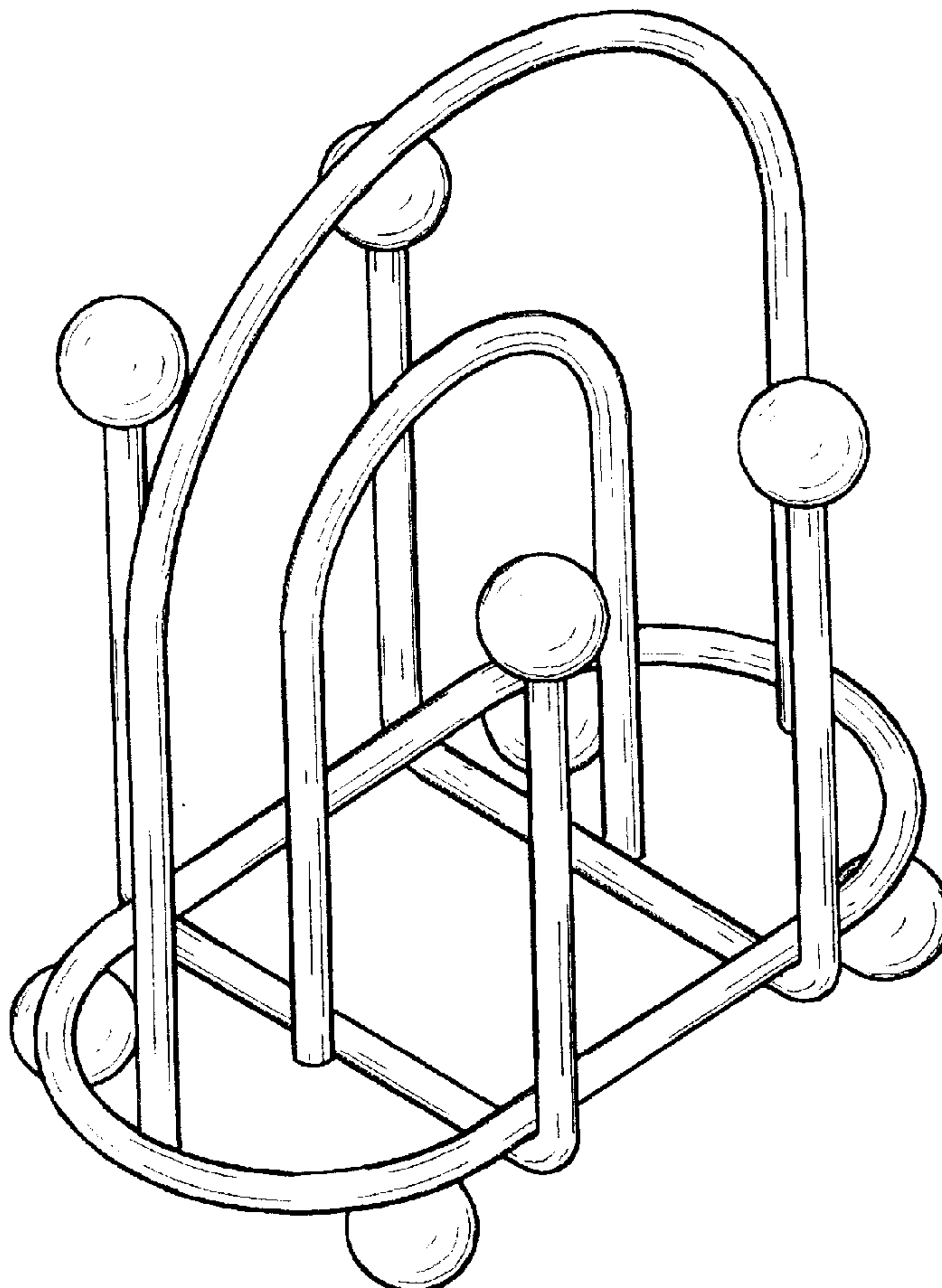
[57] **CLAIM**

The ornamental design for a napkin holder, as shown and described.

**DESCRIPTION**

FIG. 1 is a perspective view of a napkin holder showing our new design;  
FIG. 2 is a left side elevational view thereof, the right side elevational view being identical;  
FIG. 3 is a front elevational view thereof, the rear elevational view being identical;  
FIG. 4 is a top plan view thereof; and,  
FIG. 5 is a bottom plan view thereof.

**1 Claim, 1 Drawing Sheet**



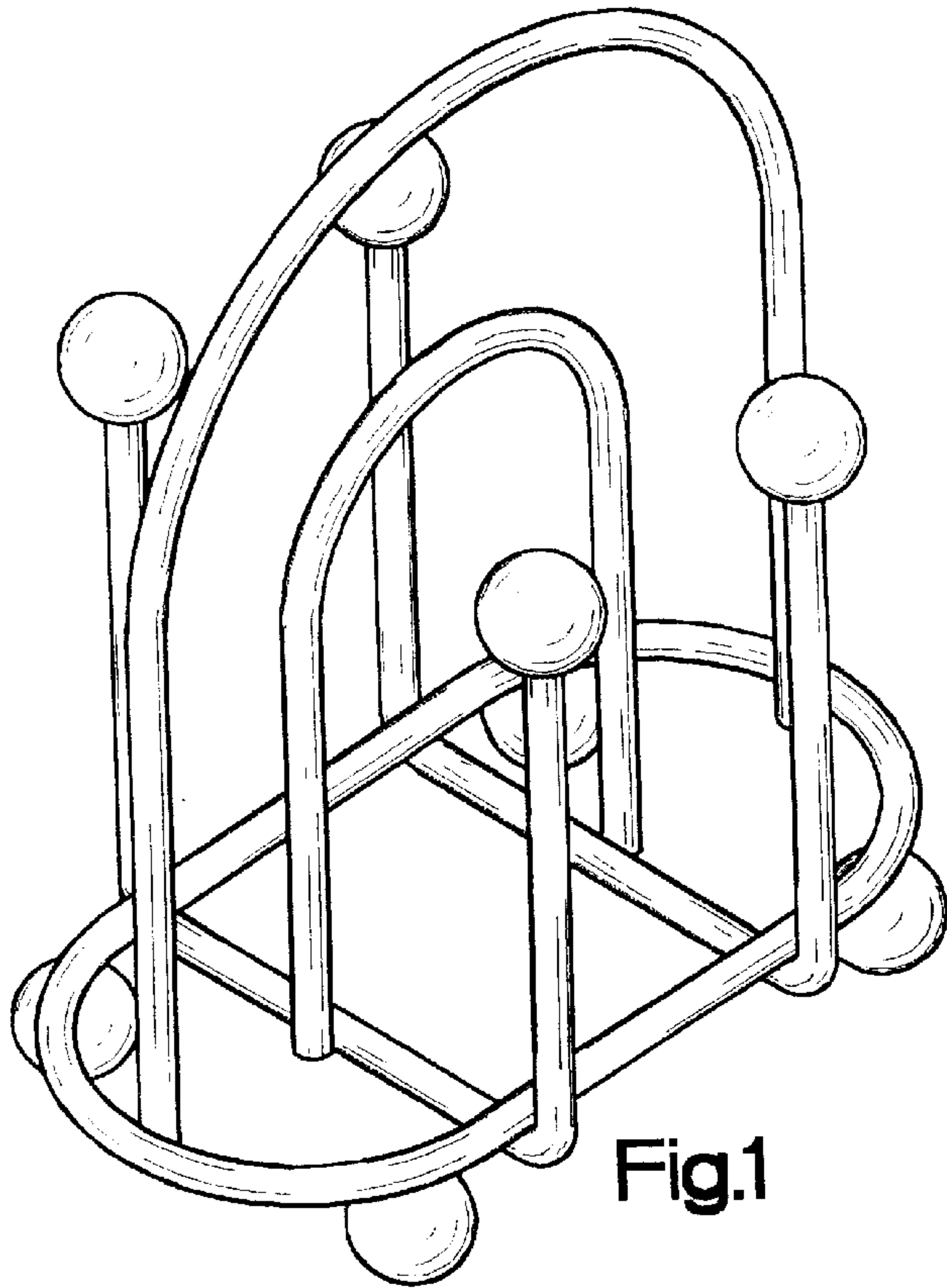


Fig.1

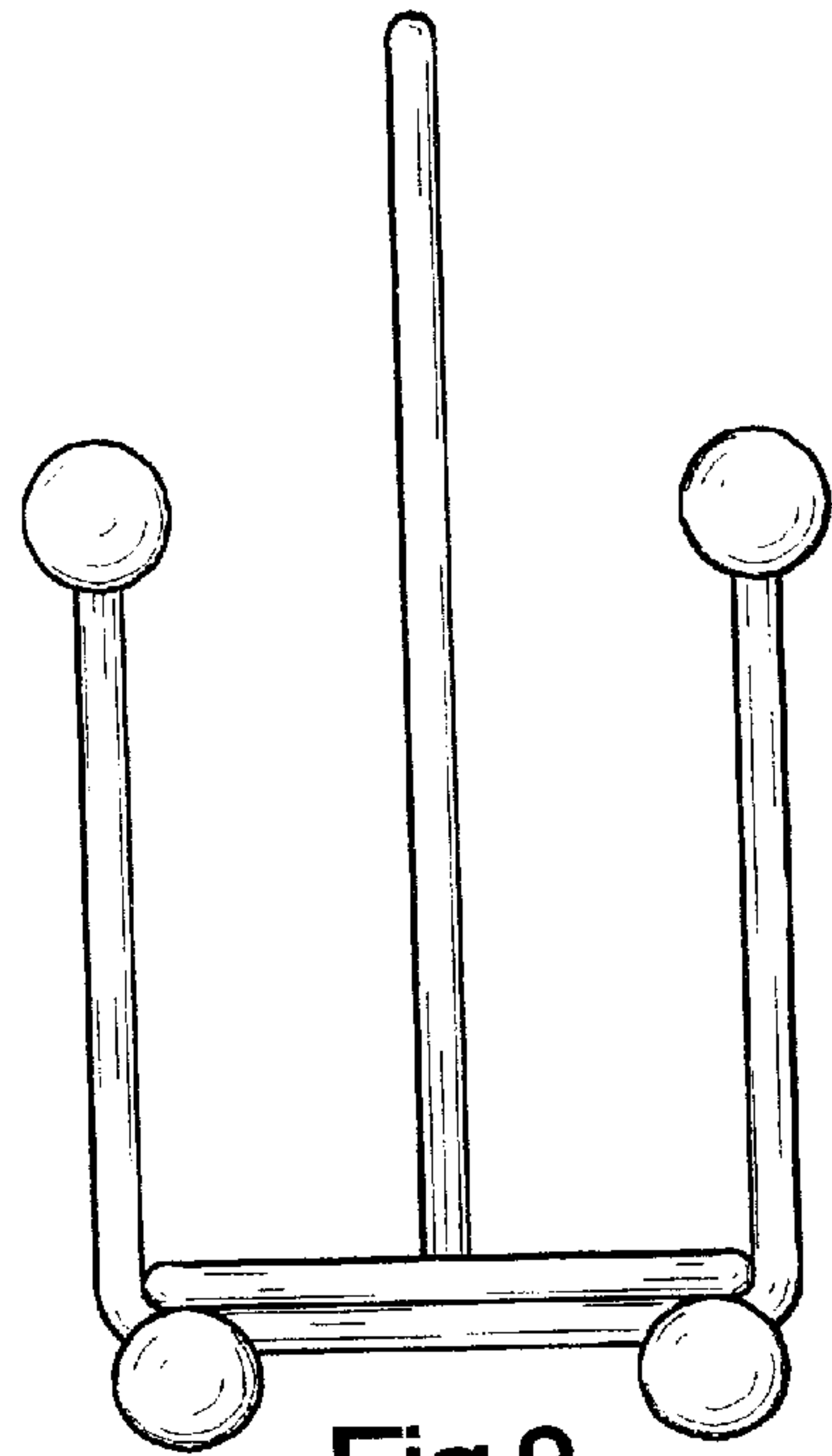


Fig.2




Fig.3




Fig.4

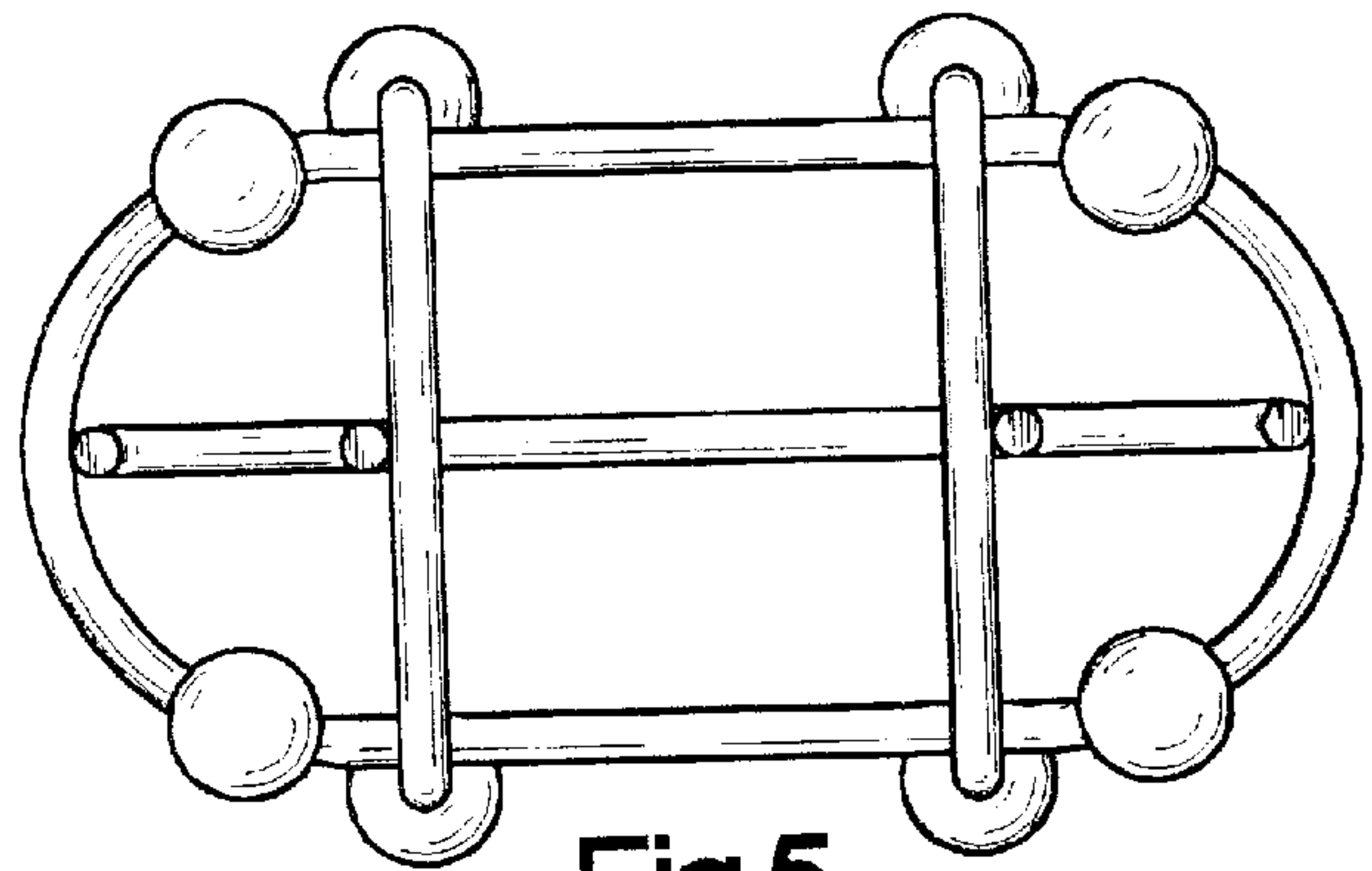


Fig.5