



US00D416441S

United States Patent [19]

Wagner et al.

[11] Patent Number: **Des. 416,441**

[45] Date of Patent: **** Nov. 16, 1999**

[54] **SHELF FOR BARBECUE GRILL STAND**

[75] Inventors: **Wesley J. Wagner**, Columbus, Ga.; **Jeff Brant**, Dublin, Ohio

[73] Assignee: **W.C. Bradley Company**, Columbus, Ga.

[**] Term: **14 Years**

[21] Appl. No.: **29/075,221**

[22] Filed: **Aug. 8, 1997**

[51] **LOC (6) Cl.** **07-02**

[52] **U.S. Cl.** **D7/406**

[58] **Field of Search** D7/332-338, 402-404, D7/406, 409; 99/419, 421 R, 421 A, 421 HV, 421 HH, 421 TP, 421 V; 126/25 R, 25 A, 25 AA, 26, 9 B, 40, 41 R, 41 A, 41 B; 26/567, 574, 511; 148/47, 65, 69, 152, 155, 159

[56] **References Cited**

U.S. PATENT DOCUMENTS

- D. 298,406 11/1988 Stephen et al. D7/402
- D. 362,370 9/1995 Wiese D7/402

- D. 375,436 11/1996 Bird et al. D7/403
- D. 377,734 2/1997 Bird et al. D7/402
- 4,331,123 5/1982 Alles 126/9 R
- 4,688,541 8/1987 Stephen et al. D7/402
- 5,582,094 12/1996 Peterson et al. 99/445
- 5,666,941 9/1997 Teufel et al. 126/41 R
- 5,694,917 12/1997 Giebel et al. 126/41 R

Primary Examiner—Ruth McInroy
Attorney, Agent, or Firm—Thomas Kayden Horstemeyer & Risley, LLP

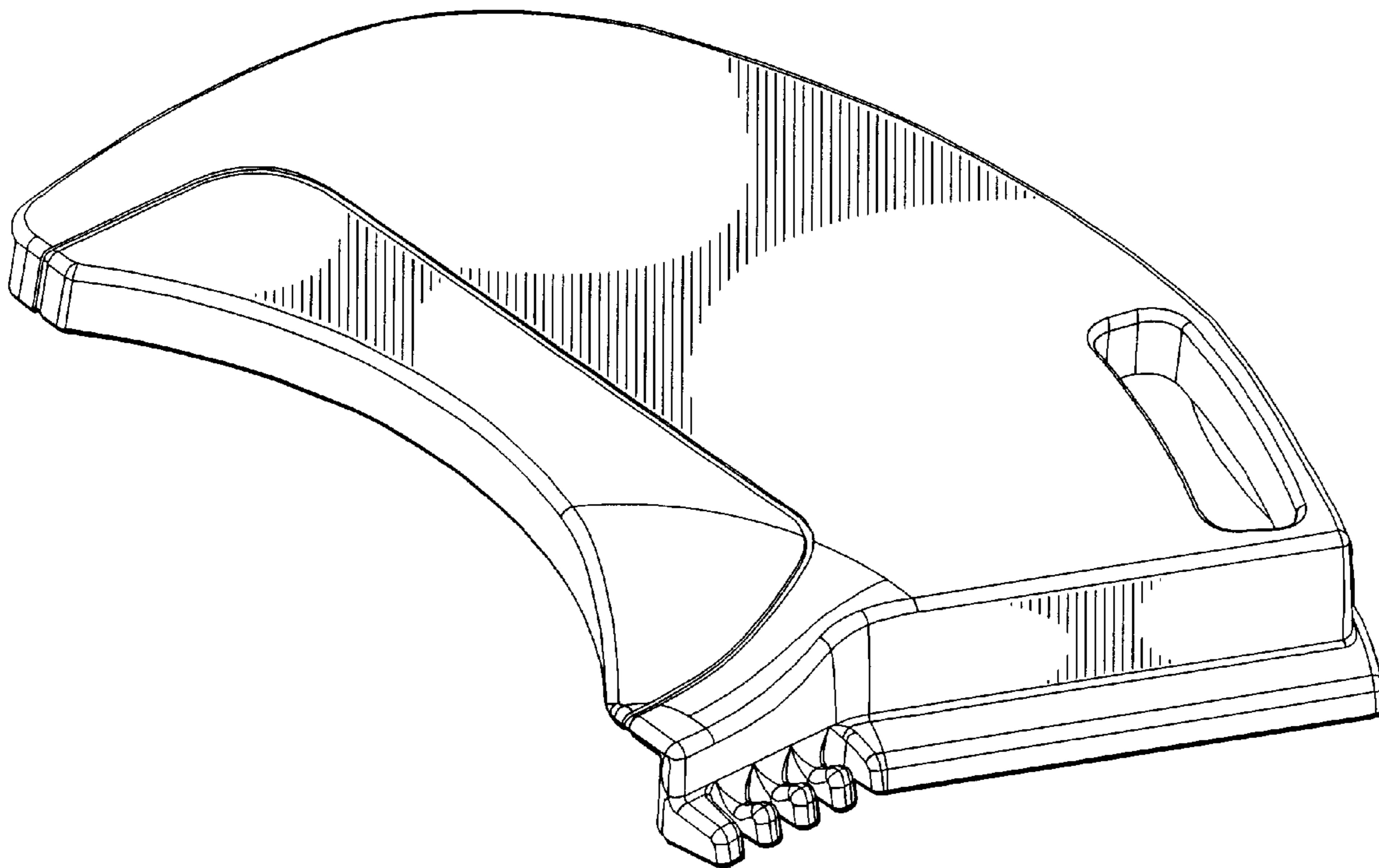
[57] **CLAIM**

The ornamental design for a shelf for barbecue grill stand, as shown and described.

DESCRIPTION

FIG. 1 is a perspective view of a shelf for barbecue grill stand showing our new design;
FIG. 2 is a left side elevational view thereof;
FIG. 3 is a front elevational view thereof;
FIG. 4 is a inverted rear elevational view thereof;
FIG. 5 is a right side elevational view thereof;
FIG. 6 is a top plan view thereof; and,
FIG. 7 is bottom plan view thereof.

1 Claim, 3 Drawing Sheets



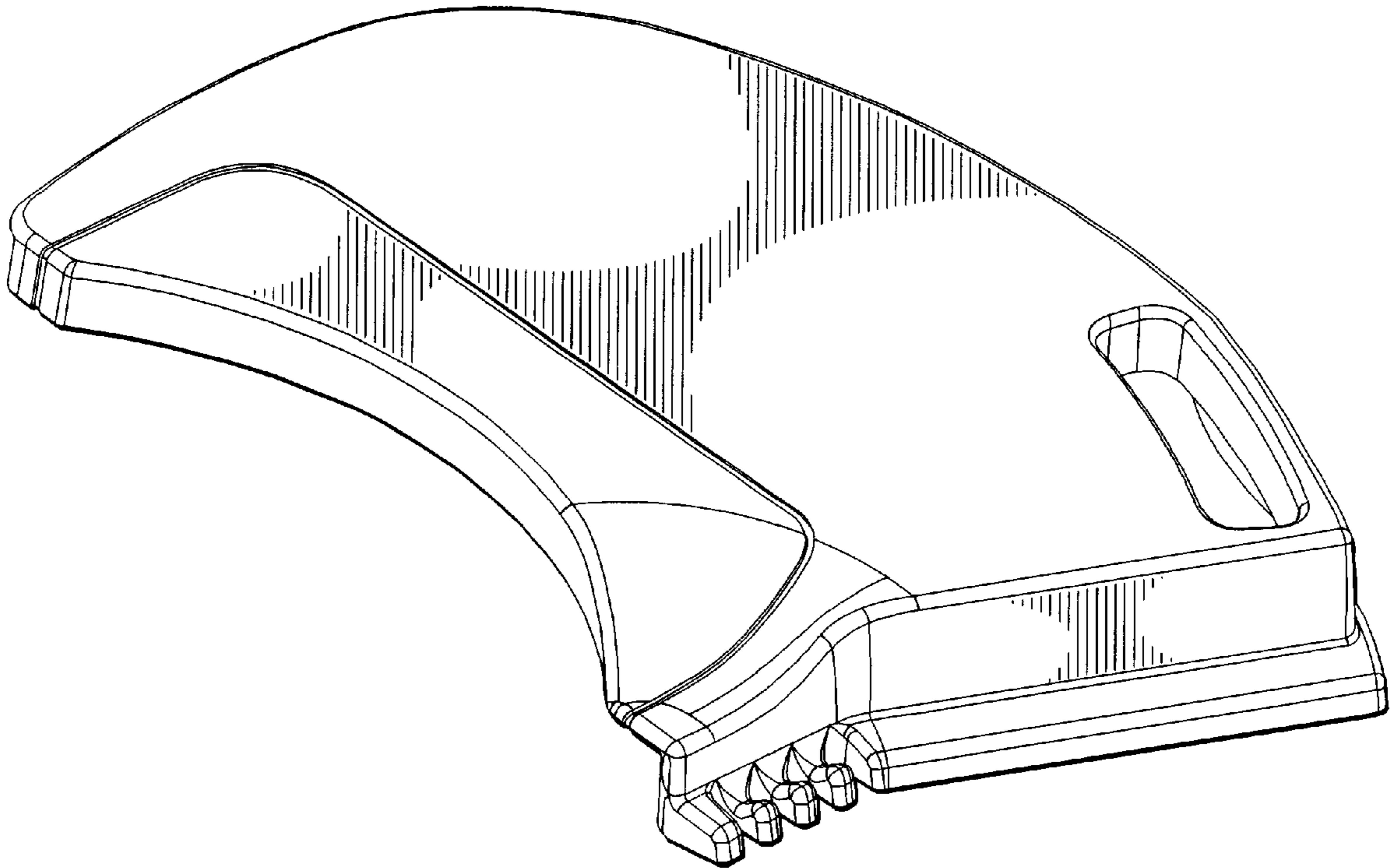


FIG. 1




FIG. 2

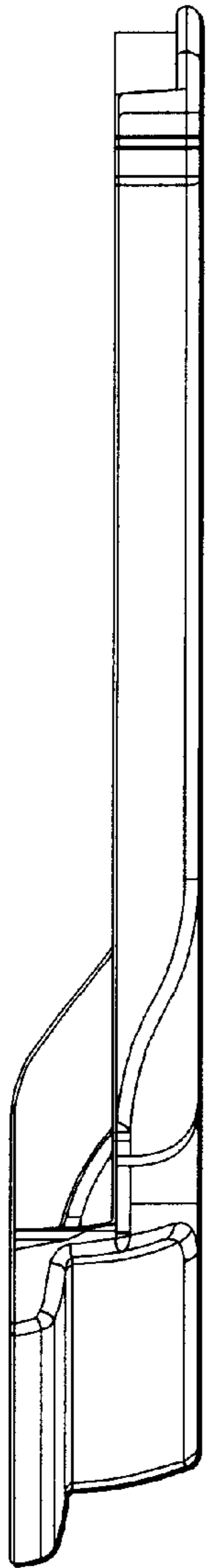


FIG. 3

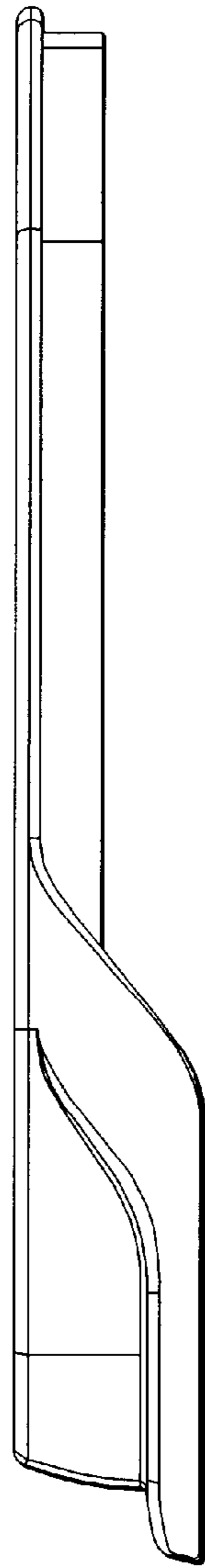


FIG. 4

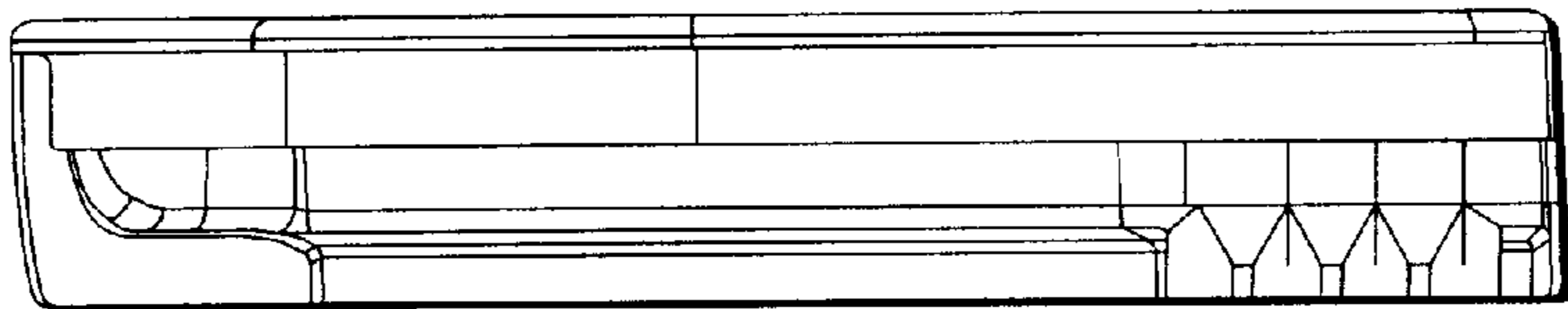


FIG. 5

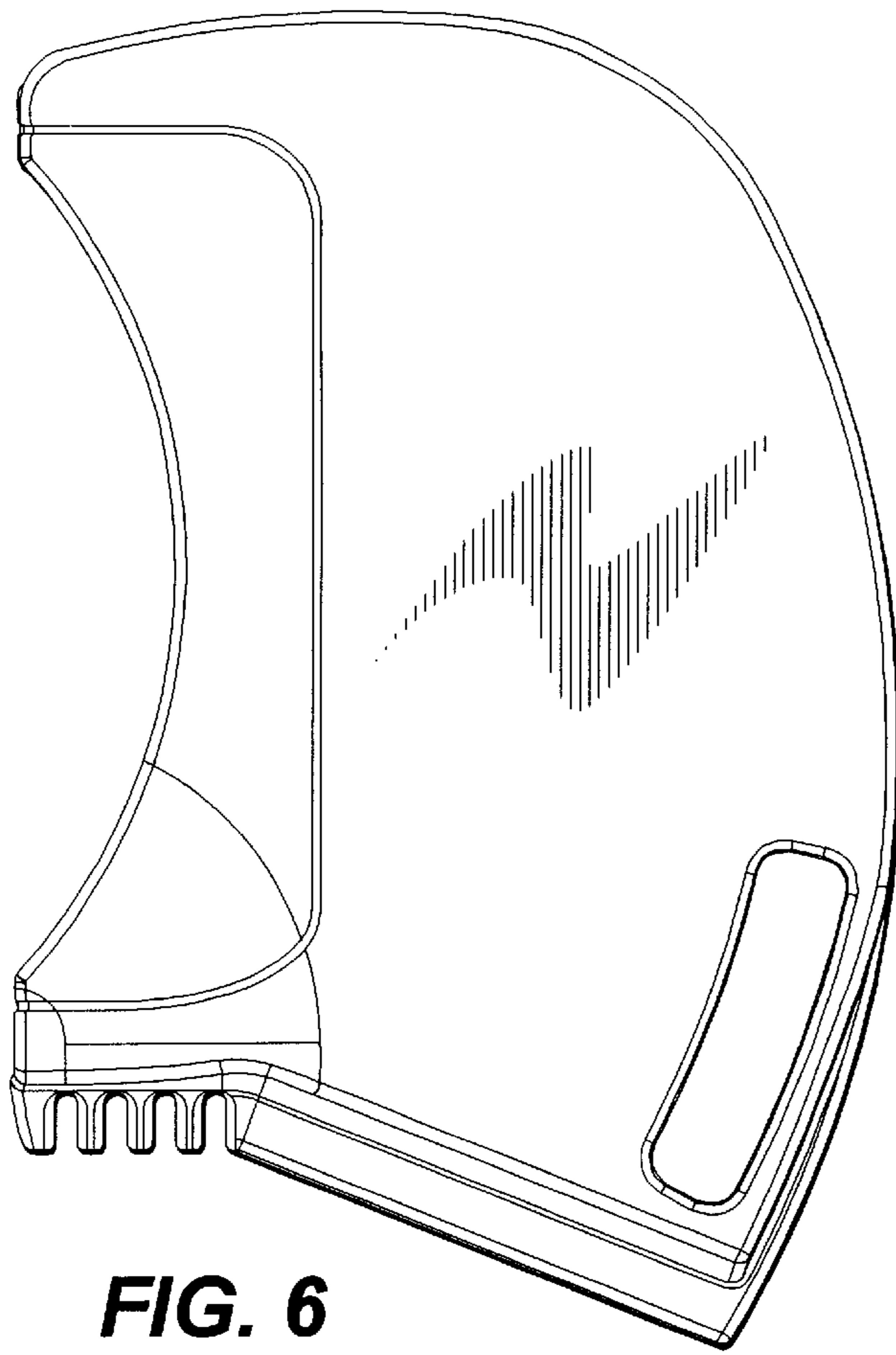


FIG. 6

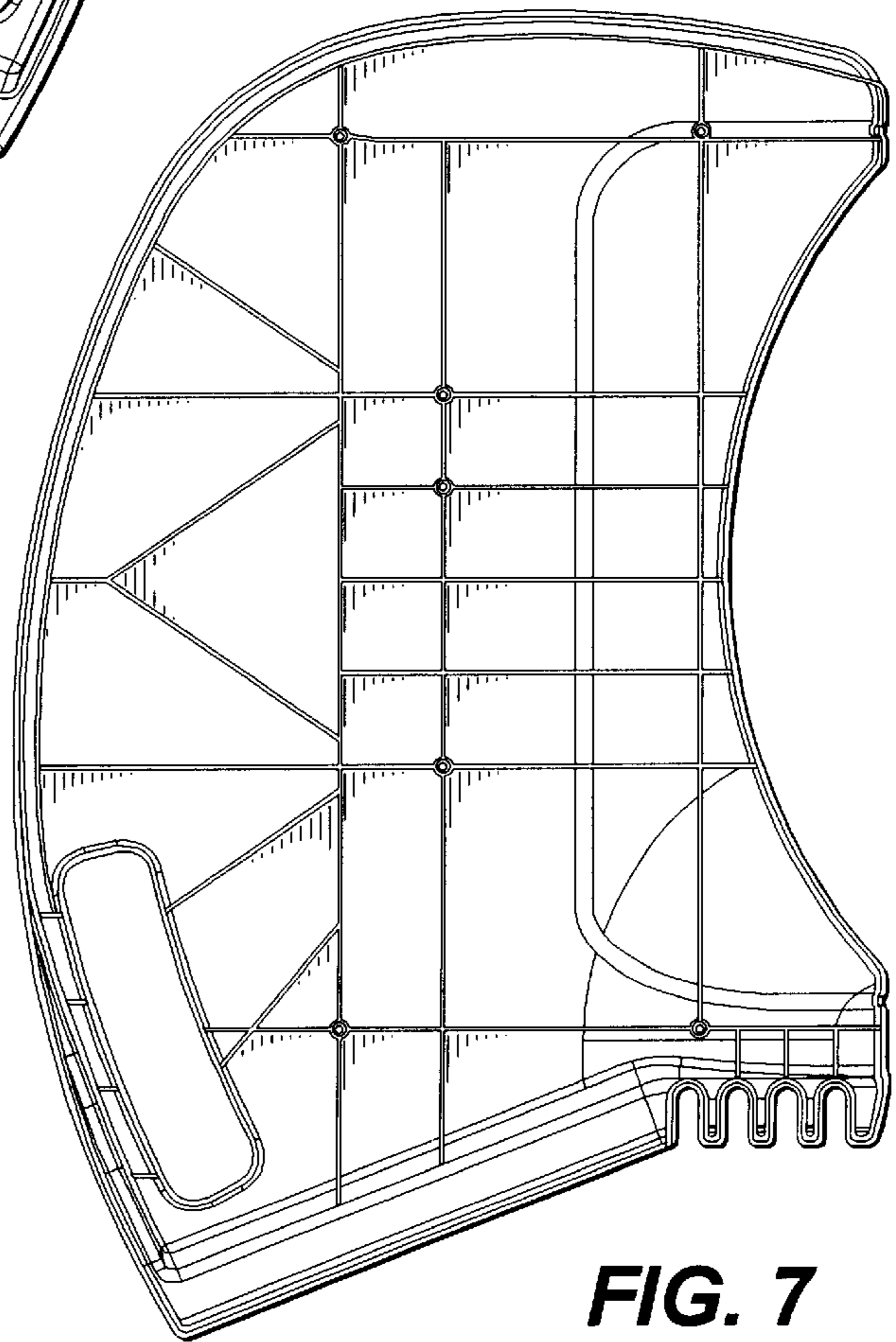


FIG. 7