



US00D416436S

United States Patent [19]
Miller

[11] **Patent Number: Des. 416,436**

[45] **Date of Patent: ** Nov. 16, 1999**

[54] **MICROWAVE PLATE COVER**

[75] **Inventor: D. Scott Miller**, Orlando, Fla.

[73] **Assignee: Dart Industries Inc.**, Orlando, Fla.

[**] **Term: 14 Years**

[21] **Appl. No.: 29/084,245**

[22] **Filed: Feb. 27, 1998**

[51] **LOC (6) Cl. 07-02**

[52] **U.S. Cl. D7/391**

[58] **Field of Search** D7/629, 323, 354-361,
D7/391, 392.1, 500, 540, 610, 538, 601;
126/369; 220/573.1, 574, 912, 780

[56] **References Cited**

U.S. PATENT DOCUMENTS

| | | | | |
|------------|---------|---------------|-------|----------|
| D. 160,649 | 10/1950 | Miller-Munk | | D7/391 |
| D. 228,602 | 10/1973 | Swett et al. | | D7/391 |
| D. 253,574 | 12/1979 | Anderson, Jr. | | D7/356 |
| D. 255,528 | 6/1980 | Seager | | D7/392.1 |
| D. 266,818 | 11/1982 | Trombly | | D7/392.1 |
| D. 270,322 | 8/1983 | Daenen et al. | | D7/629 |

| | | | | |
|------------|---------|------------------|-------|----------|
| D. 342,863 | 1/1994 | Patrick | | D7/361 |
| D. 347,142 | 5/1994 | Falvo | | D7/391 |
| D. 360,556 | 7/1995 | DeCoster | | D7/318 |
| D. 365,723 | 1/1996 | Powell | | D7/354 |
| D. 376,067 | 12/1996 | Littmann | | D7/360 |
| 505,364 | 9/1893 | MacIntosh | | 220/4.03 |
| 3,955,710 | 5/1976 | Commisso | | 220/367 |
| 4,197,940 | 4/1980 | DeRossett | | 220/780 |
| 4,530,344 | 7/1985 | Iyengar et al. | | 126/246 |
| 4,989,748 | 2/1991 | Parr, Jr. et al. | | 220/367 |

Primary Examiner—Caron D. Veynar
Attorney, Agent, or Firm—Taylor J. Ross

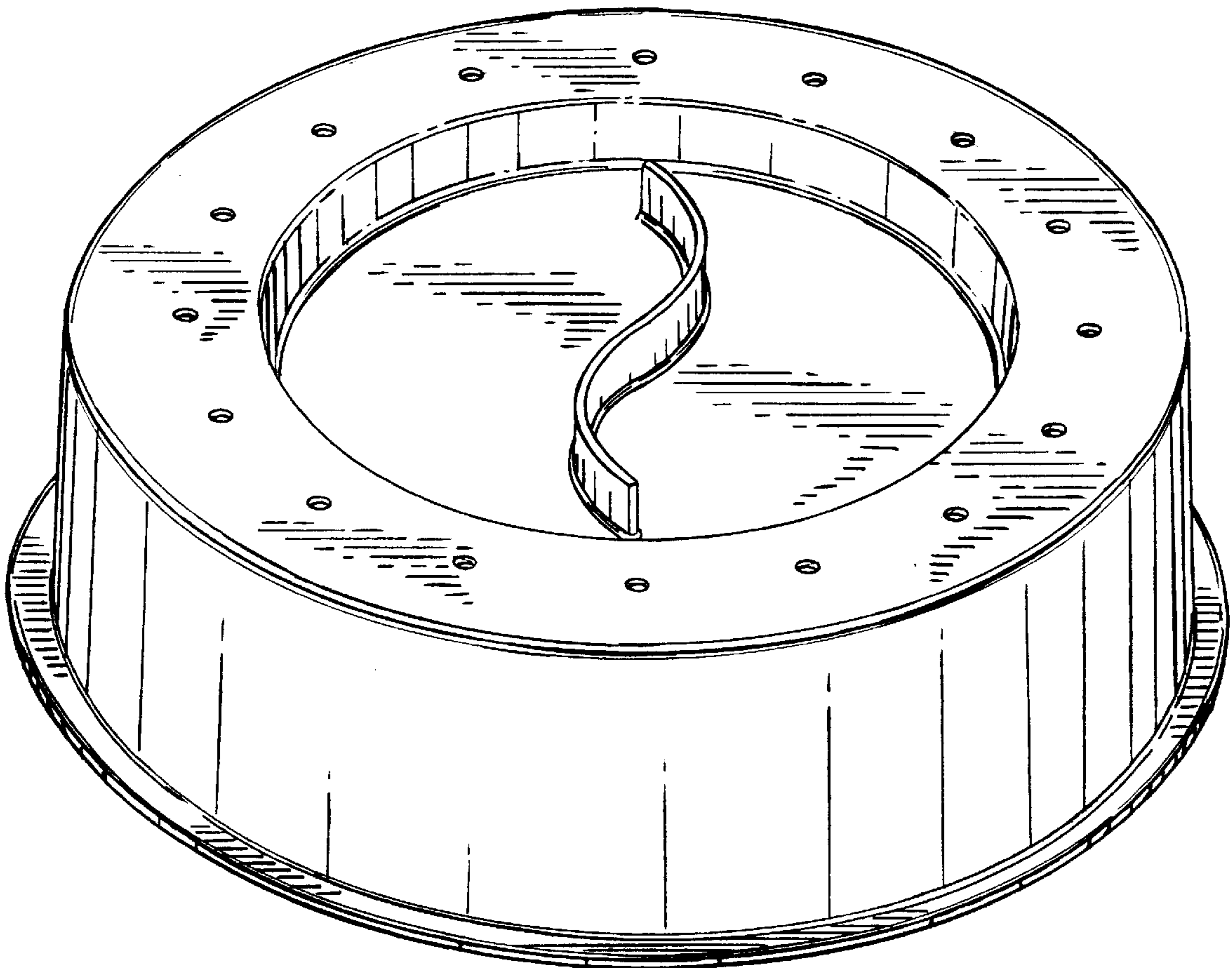
[57] **CLAIM**

The ornamental design for a microwave plate cover, as shown and described.

DESCRIPTION

FIG. 1 is a top and side perspective view of a microwave plate cover showing the new design;
FIG. 2 is a top plan view thereof;
FIG. 3 is a bottom plan view thereof; and,
FIG. 4 is a side elevation view thereof, all side elevations being the same.

1 Claim, 3 Drawing Sheets



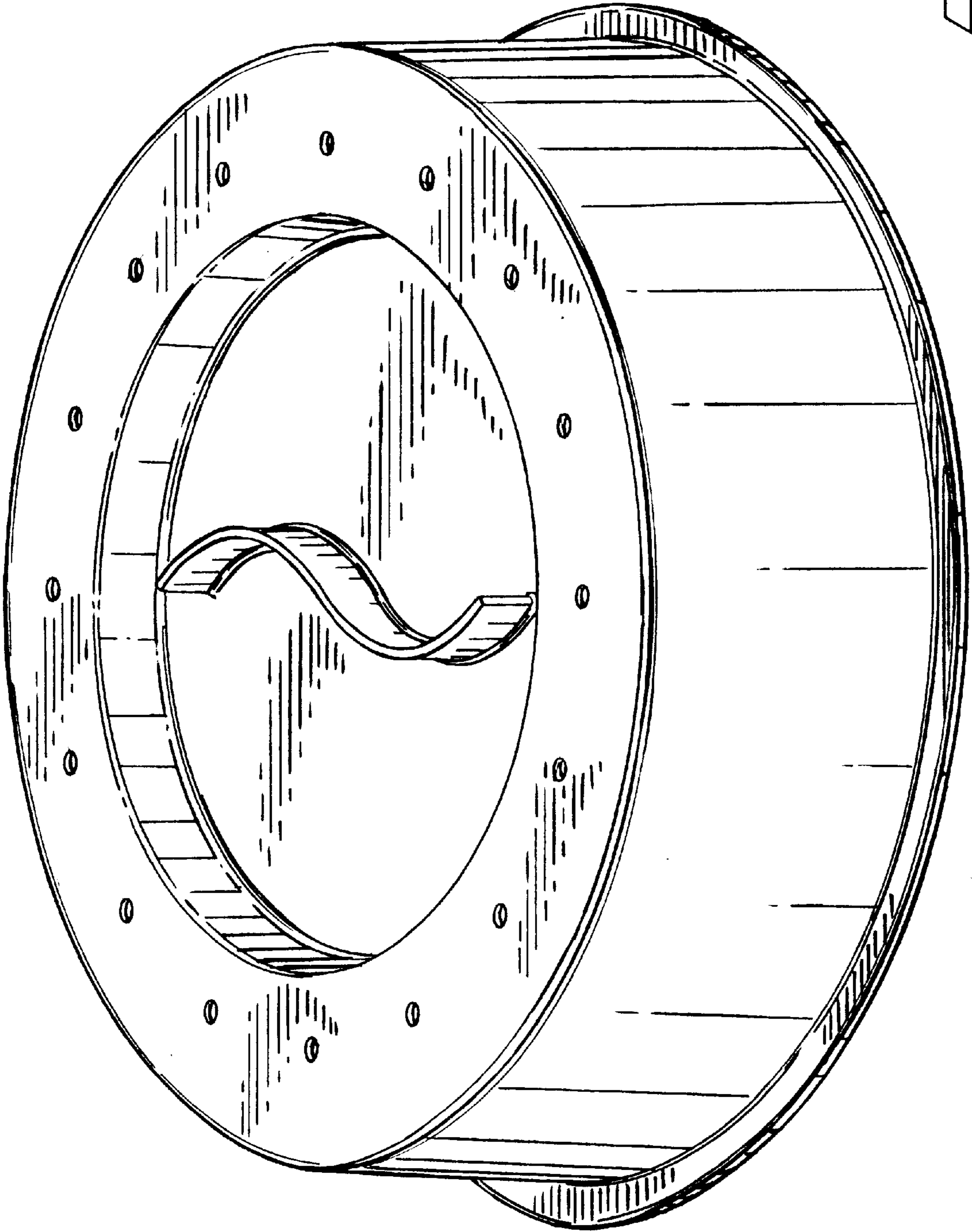


FIG. 1

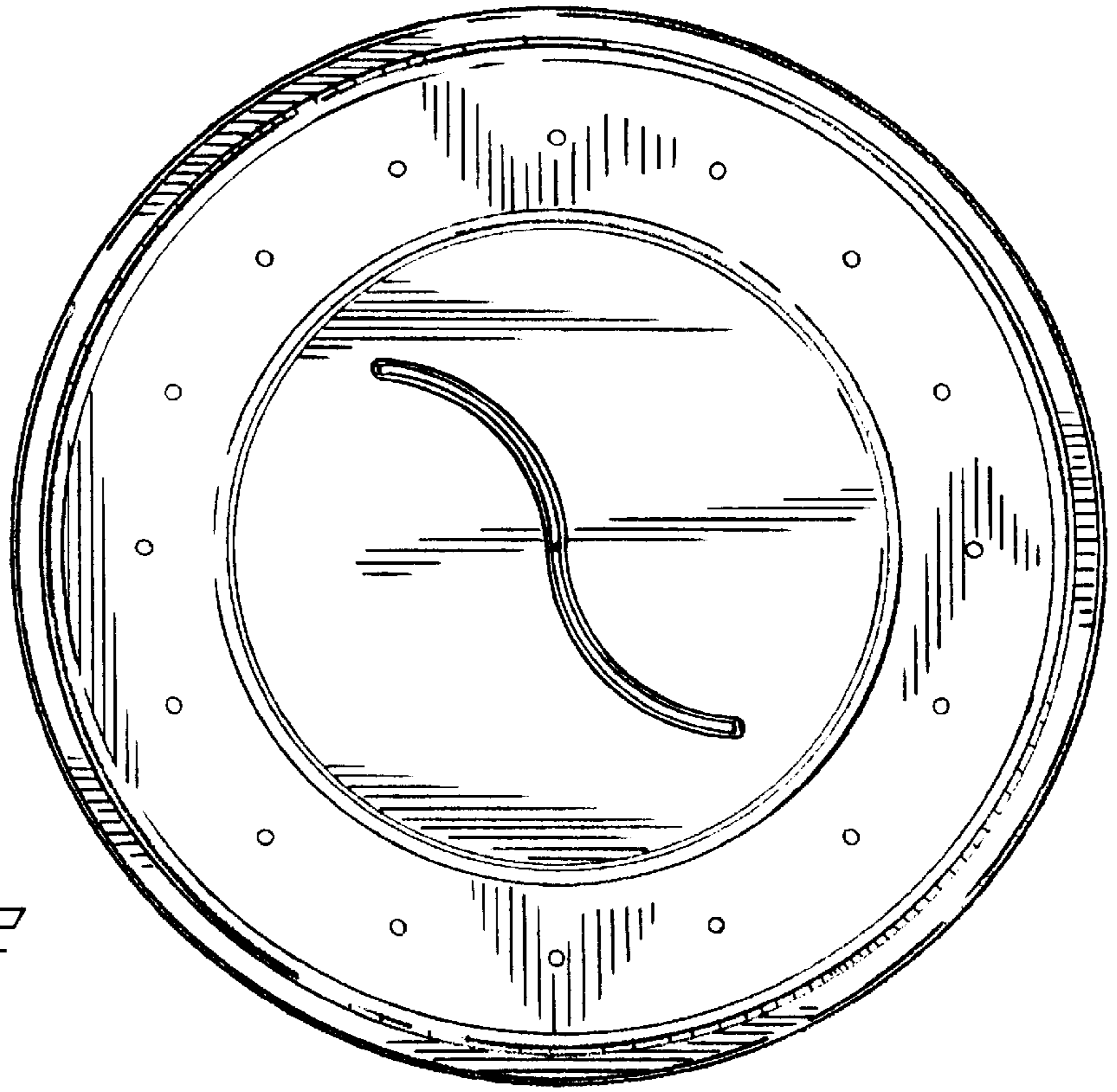


FIG. 2

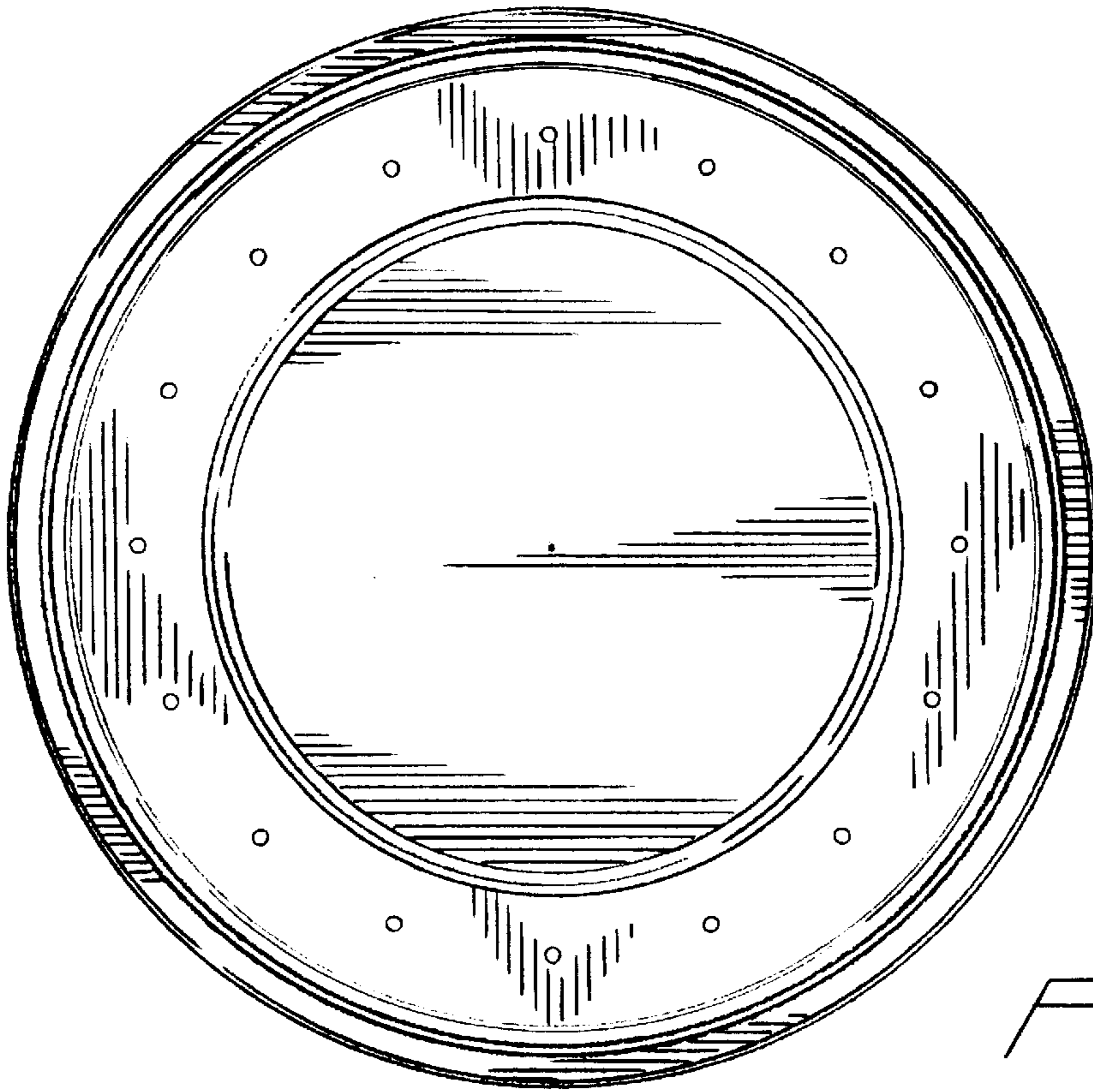


FIG. 3

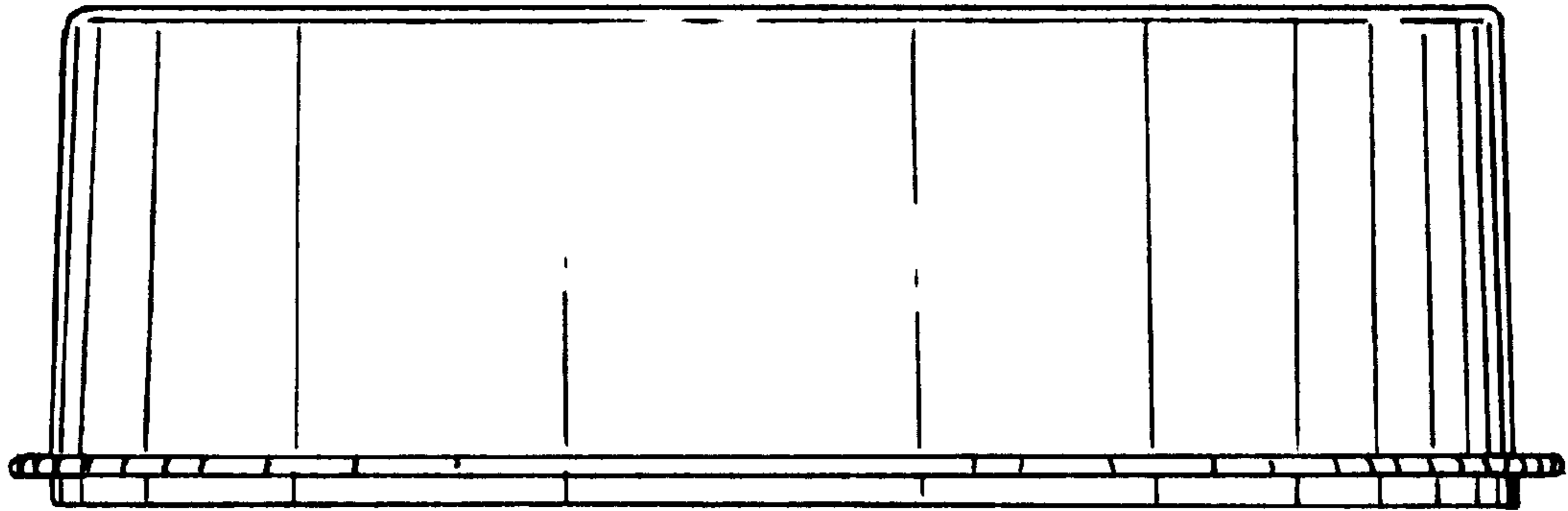


FIG. 4