



US00D416425S

United States Patent [19] DeJesus

[11] **Patent Number: Des. 416,425**

[45] **Date of Patent: ** Nov. 16, 1999**

[54] **MINI VERTICAL BLINDS**

4,049,038 9/1977 Hyman et al. 160/236
4,773,958 9/1988 Goodman 160/236

[76] Inventor: **Rosemary F. DeJesus, 557 Sherman Ave., Thornwood, N.Y. 10594-1506**

Primary Examiner—Louis S. Zarfes
Assistant Examiner—Monica A. Weingart

[**] Term: **14 Years**

[57] **CLAIM**

[21] Appl. No.: **29/098,120**

The ornamental design for mini vertical blinds, as shown and described.

[22] Filed: **Dec. 22, 1998**

[51] **LOC (6) Cl. 06-10**

DESCRIPTION

[52] **U.S. Cl. D6/575; D6/579; D6/580**

FIG. 1 is a front elevational view of the mini vertical blinds showing my new design;

[58] **Field of Search D6/575, 576, 577, D6/579, 580**

FIG. 2 is a rear elevational view thereof;

FIG. 3 is a right side view thereof;

[56] **References Cited**

U.S. PATENT DOCUMENTS

D. 343,323	1/1994	Smith, Sr.	D6/575 X
D. 386,641	11/1997	Gray, III	D6/575
2,591,775	4/1952	Bopp et al.	160/168.1 V
2,605,824	8/1952	Armstrong	160/168.1 V
2,996,115	8/1961	Klenz	160/168.1 V

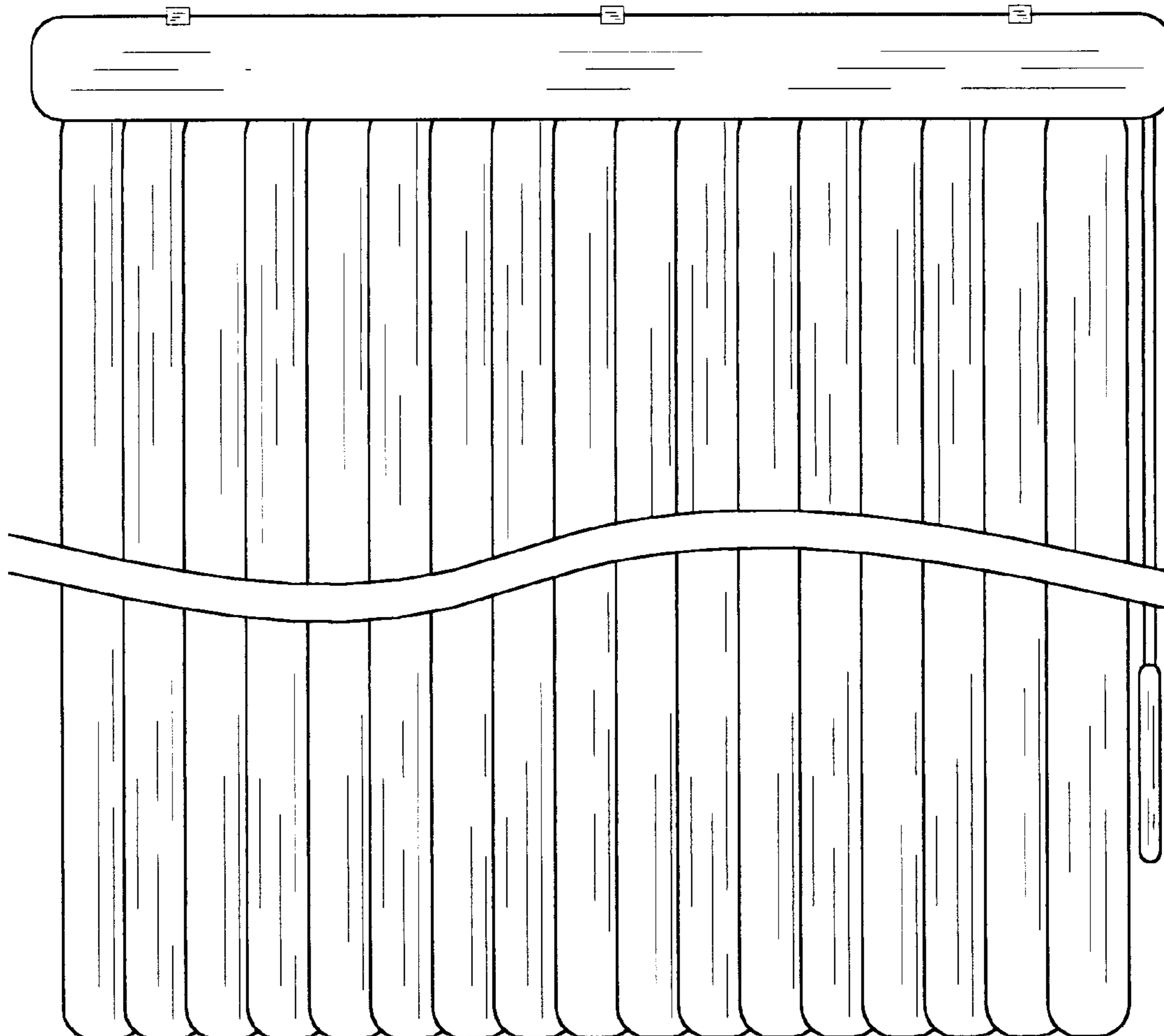
FIG. 4 is a left side view thereof;

FIG. 5 is a top plan view thereof; and,

FIG. 6 is a bottom plan view thereof.

The blinds shown in FIGS. 1-4 are shown broken away to indicate indeterminate length.

1 Claim, 2 Drawing Sheets



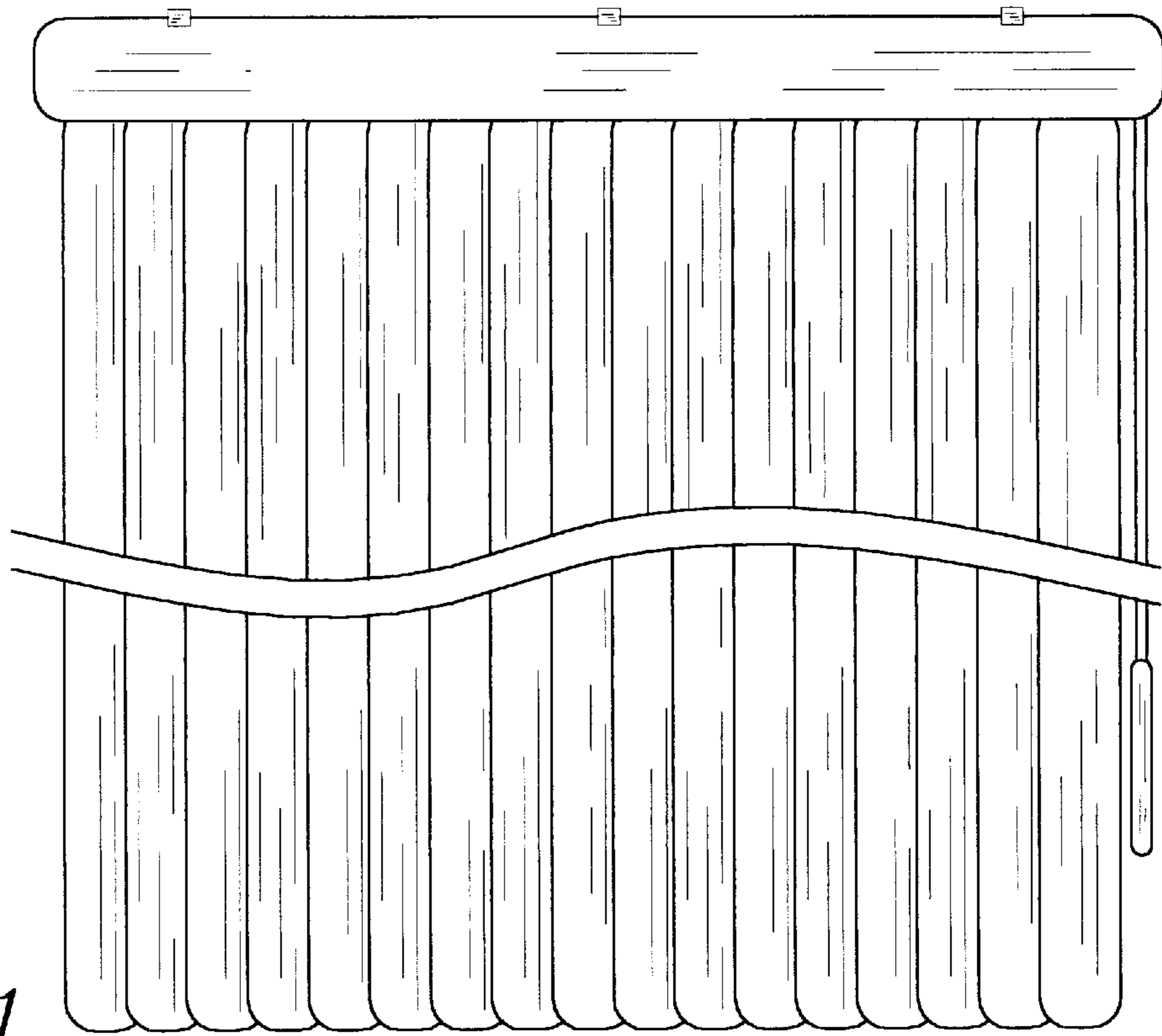


Fig. 1

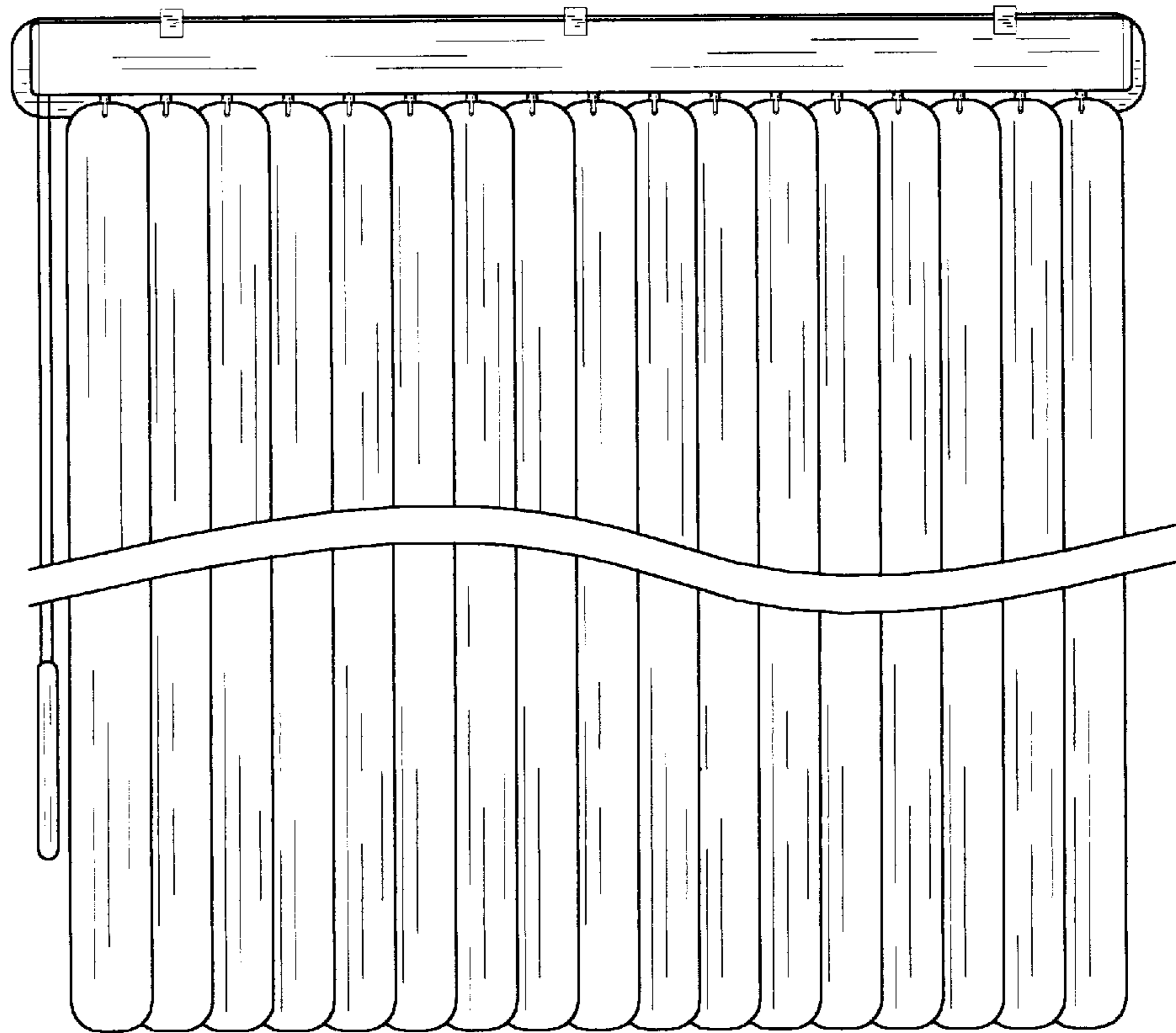


Fig. 2

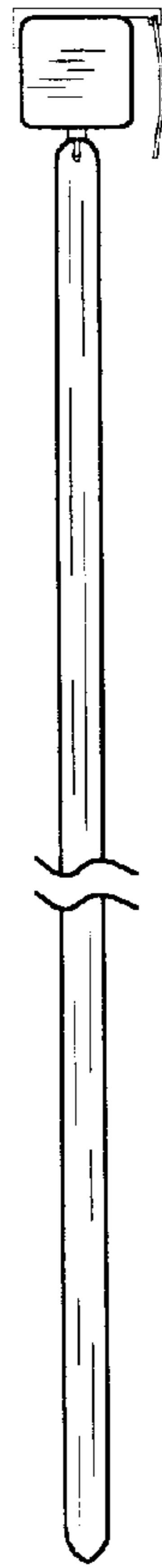


Fig. 3

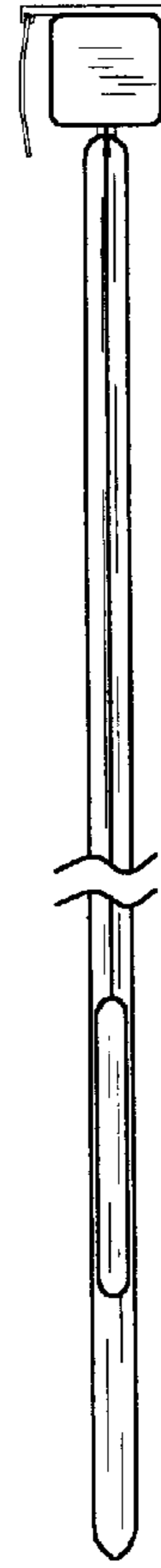


Fig. 4

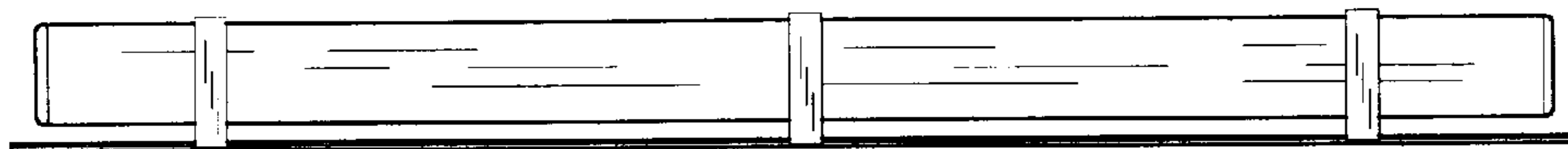


Fig. 5




Fig. 6