



US00D416396S

# United States Patent [19] Niemic

[11] **Patent Number: Des. 416,396**

[45] **Date of Patent: \*\* Nov. 16, 1999**

[54] **CHAIR**

[75] Inventor: **Leo P. Niemic**, Northfield, Ill.

[73] Assignee: **Lawnware Products, Inc.**, Morton Grove, Ill.

[\*\*] Term: **14 Years**

[21] Appl. No.: **29/105,545**

[22] Filed: **May 26, 1999**

[51] **LOC (6) Cl. .... 06-01**

[52] **U.S. Cl. .... D6/370; D6/379**

[58] **Field of Search .... D6/334, 358, 370, D6/374, 375, 376, 379, 380, 500, 501, 502; 297/239, 411.42, 445.1, 446.1, DIG. 2**

[56] **References Cited**

**U.S. PATENT DOCUMENTS**

D. 39,390	6/1908	Killian .....	D6/369
D. 249,756	10/1978	Claman .....	D6/334
D. 274,770	7/1984	Massonnet .....	D6/375
D. 284,239	6/1986	Albanese .....	D6/380
D. 336,793	6/1993	Claman .....	D6/379

D. 341,956	12/1993	Martin .....	D6/379
D. 357,816	5/1995	Vine .....	D6/370
D. 364,743	12/1995	Lewis .....	D6/334
D. 367,564	3/1996	Maple .....	D6/379
D. 407,228	3/1999	Walters .....	D6/370

*Primary Examiner*—Gary D. Watson  
*Attorney, Agent, or Firm*—Tilton, Fallon, Lungmus & Chestnut

[57] **CLAIM**

The ornamental design for a chair, as shown and described.

**DESCRIPTION**

FIG. 1 is a perspective view of the chair;  
FIG. 2 is a front elevational view of the chair shown in FIG. 1;  
FIG. 3 is a side elevational view of the chair shown in FIG. 1, the opposite side being a mirror image thereof;  
FIG. 4 is a top plan view of the chair shown in FIG. 1; and,  
FIG. 5 is a rear elevational view of the chair shown in FIG. 1.  
FIGS. 2 through 5 have been shown on an enlarged scale with respect to FIG. 1.

**1 Claim, 5 Drawing Sheets**



FIG. 1




FIG. 2




FIG. 3

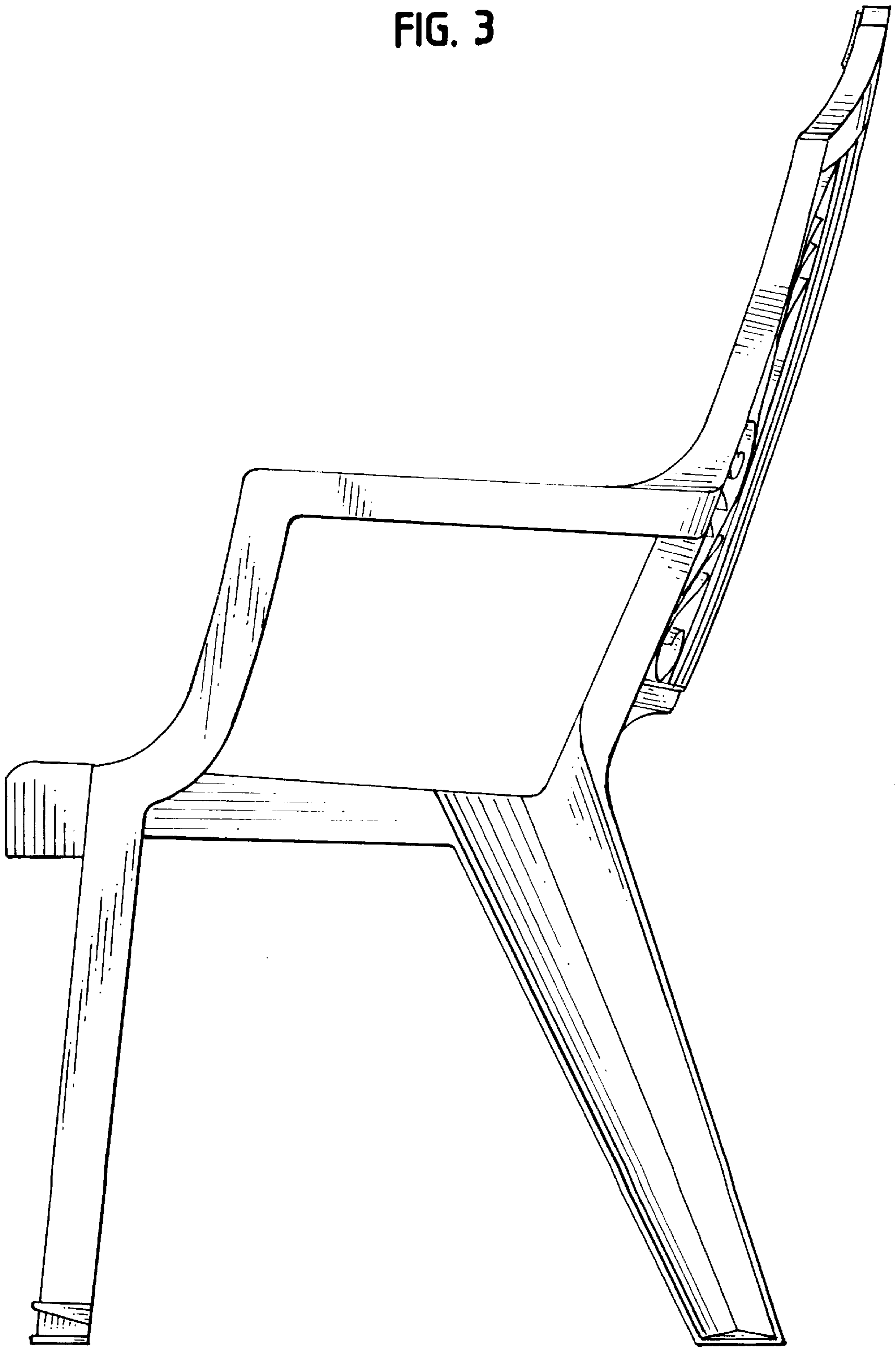


FIG. 4

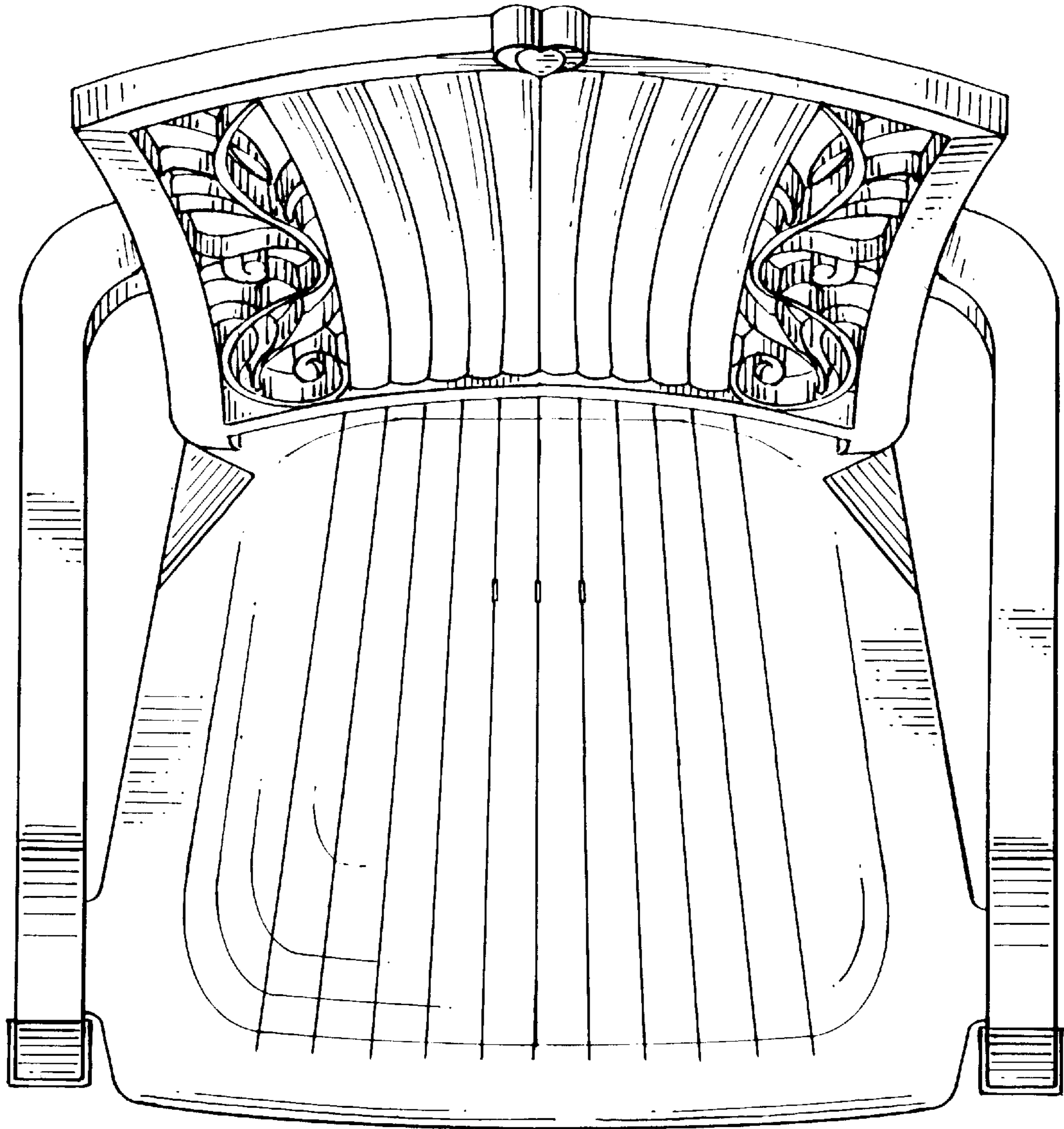


FIG. 5

