



US00D416384S

United States Patent [19] Bell

[11] Patent Number: **Des. 416,384**

[45] Date of Patent: **** Nov. 16, 1999**

[54] **SHIPPING CASE**
[75] Inventor: **Keith Bell**, Torrance, Calif.
[73] Assignee: **A & J Industries, Inc.**, Los Angeles, Calif.
[**] Term: **14 Years**

2,714,471	8/1955	Sherman	206/509
2,849,151	8/1958	Heil	206/511
3,393,858	7/1968	Heel	229/120
3,395,823	8/1968	Langston	206/511 X
3,616,943	11/1971	Brink	206/511 X
4,671,405	6/1987	Hagan	206/509 X
5,154,291	10/1992	Sur	206/509 X
5,375,709	12/1994	Petro	206/509 X
5,507,389	4/1996	Syrek	206/509 X

[21] Appl. No.: **29/097,911**
[22] Filed: **Dec. 15, 1998**

Primary Examiner—Prabhakar Deshmukh
Attorney, Agent, or Firm—Oppenheimer Wolff & Donnelly LLP

Related U.S. Application Data

[62] Division of application No. 29/085,090, Mar. 16, 1998.
[51] **LOC (6) Cl.** **03-01**
[52] **U.S. Cl.** **D3/273; D3/272**
[58] **Field of Search** D9/424, 414, 432;
D3/272, 905, 201, 273, 294; 206/503, 504,
508, 511, 515, 821; 220/1.5, 23.6; 229/915,
917

[57] CLAIM

The ornamental design for a shipping case, as shown and described.

[56] References Cited

U.S. PATENT DOCUMENTS

D. 333,615 3/1993 Zutler D9/432 X
D. 356,255 3/1995 Syrek D9/432 X

DESCRIPTION

FIG. 1 is a left side elevational view of a shipping case showing my new design; the right side elevational view being a mirror image thereof;
FIG. 2 is a front elevational view thereof; the rear elevational view being a mirror image thereof; and,
FIG. 3 is a top plan view thereof; the bottom plan view being plain and unornamented.

1 Claim, 3 Drawing Sheets

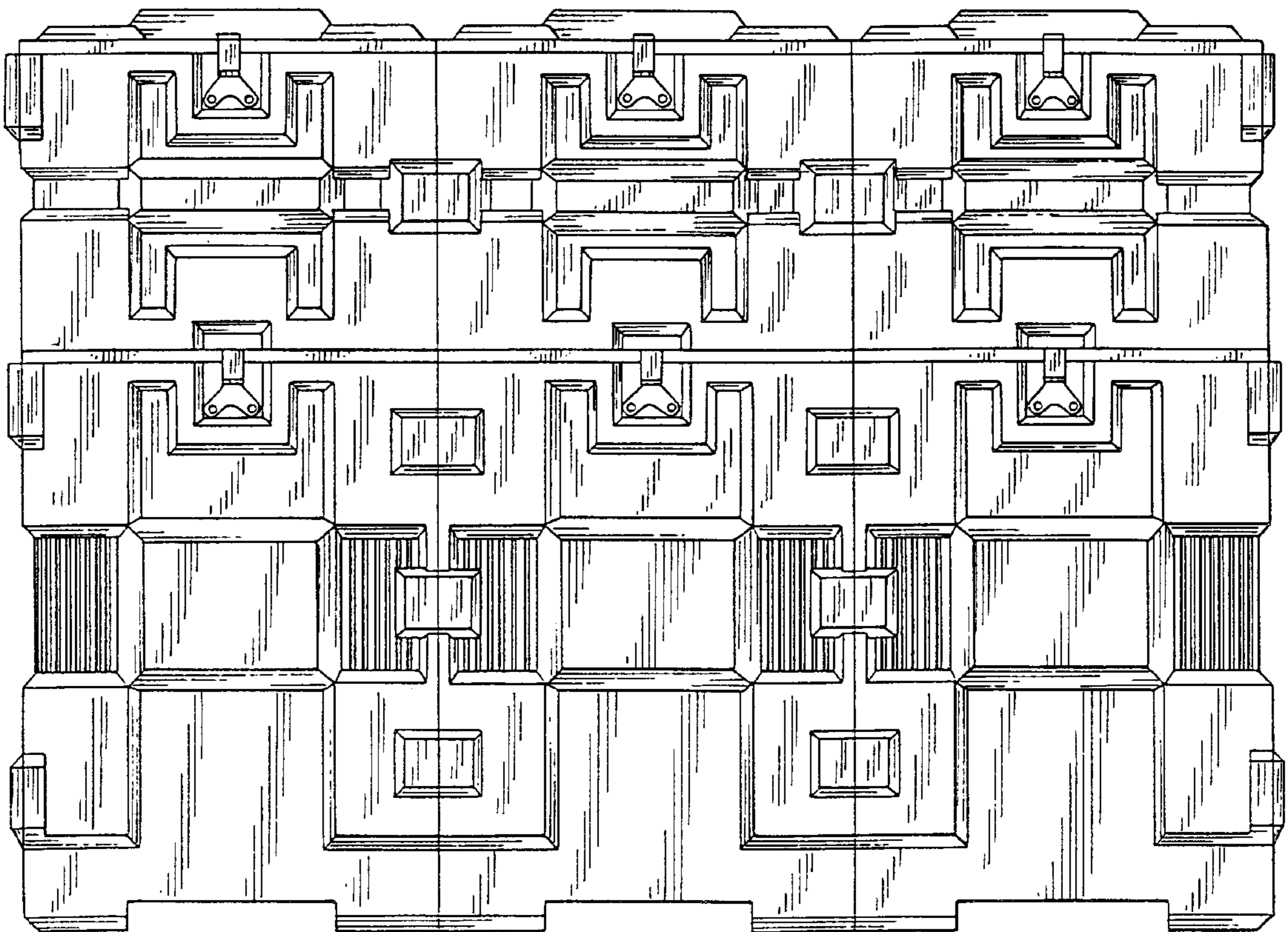


FIG. 1

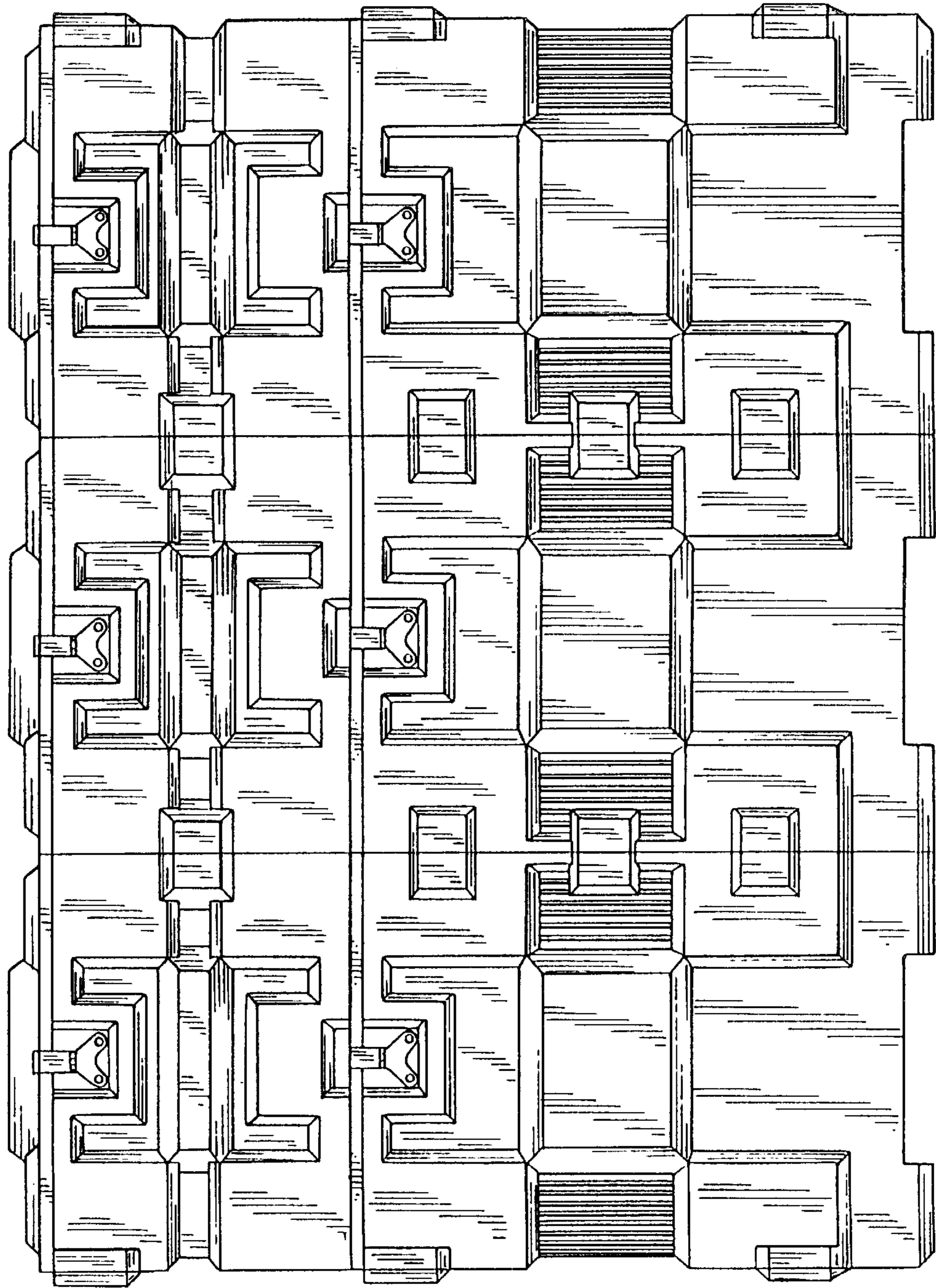


FIG. 2

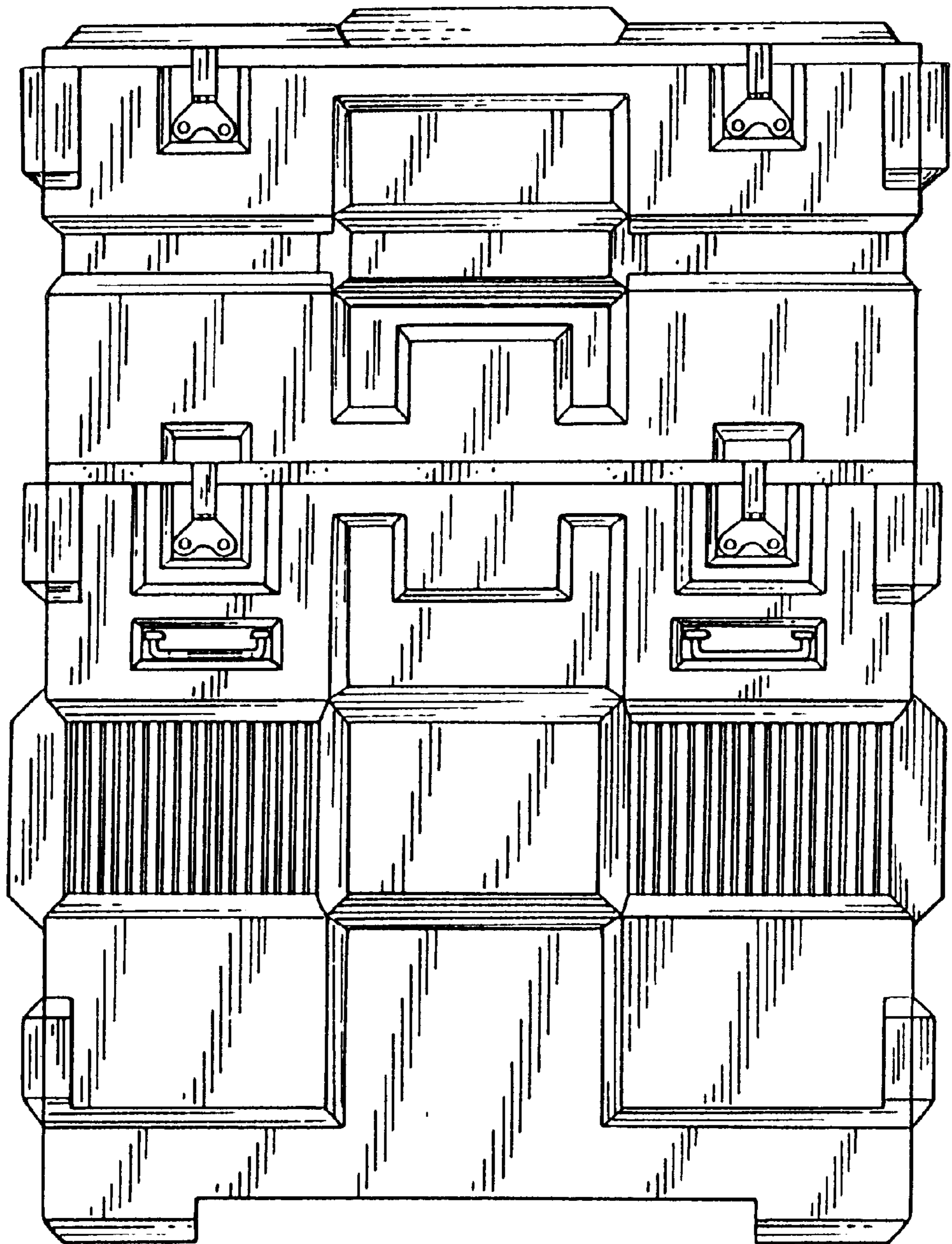


FIG. 3

