



US00D416382S

United States Patent [19]
Beauregard

[11] **Patent Number: Des. 416,382**

[45] **Date of Patent: ** Nov. 16, 1999**

[54] **GOLF CANE**

D. 345,461 3/1994 Hickey D3/7
5,361,793 11/1994 Stahnke 135/65

[76] Inventor: **Paul A. Beauregard**, 135-16 Forrest St., Plaistow, N.H. 03865

[**] Term: **14 Years**

Primary Examiner—Louis S. Zarfaz
Assistant Examiner—Catherine R Oliver
Attorney, Agent, or Firm—Mesmer Law Offices, P.A.

[21] Appl. No.: **29/099,969**

[57] **CLAIM**

[22] Filed: **Jan. 30, 1999**

The ornamental design for the golf cane, as shown and described.

[51] **LOC (6) Cl.** **03-03**

DESCRIPTION

[52] **U.S. Cl.** **D3/7**

[58] **Field of Search** D3/7, 10, 13, 14;
135/65, 66; D21/735, 736; 473/303

FIG. 1 is a perspective view of a golf cane showing my new design;

FIG. 2 is a top plan view thereof;

FIG. 3 is right side elevation view thereof, the opposite side being a mirror image; and,

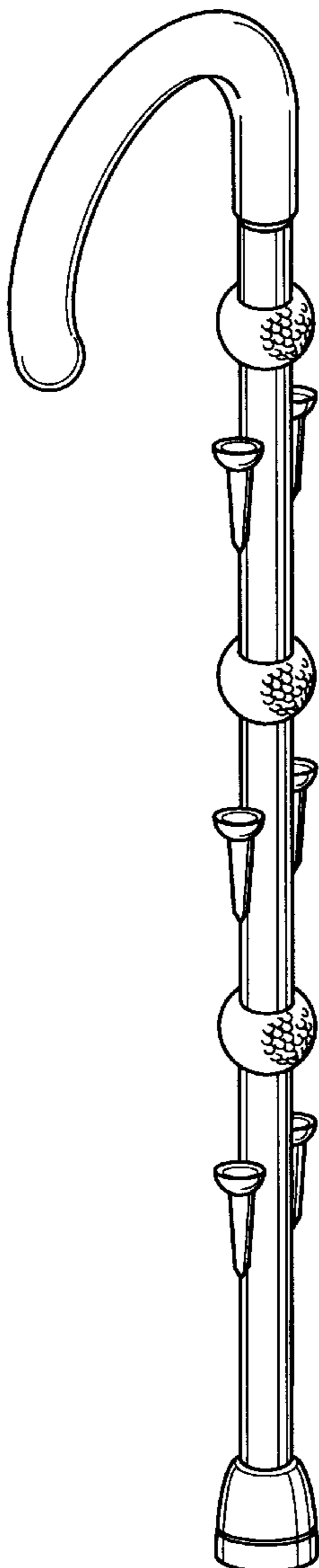
FIG. 4 is a front elevation view thereof.

[56] **References Cited**

U.S. PATENT DOCUMENTS

- D. 298,642 11/1988 Dolne D3/7
- D. 317,491 6/1991 Rhodes D3/7
- D. 319,276 8/1991 Keeler D3/7

1 Claim, 2 Drawing Sheets



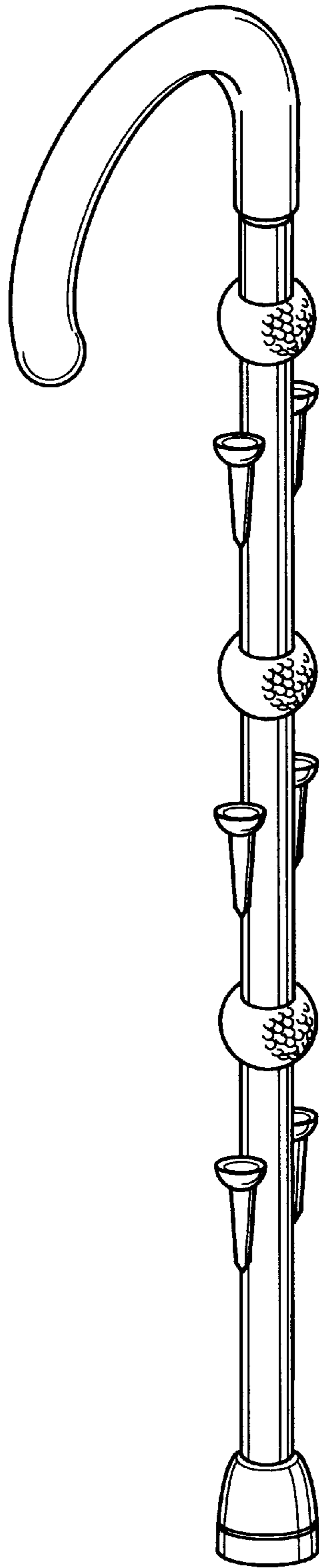


FIG. 1

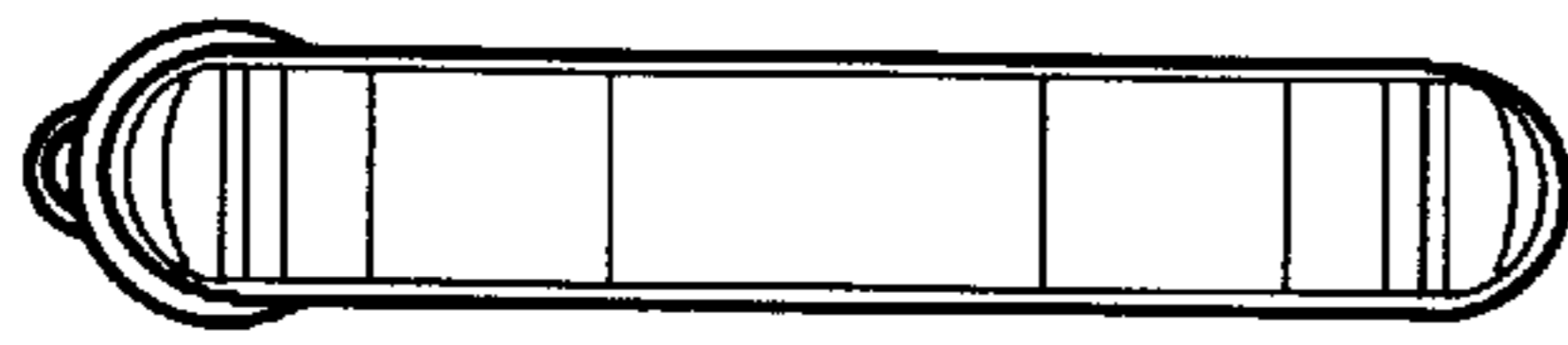


FIG. 2

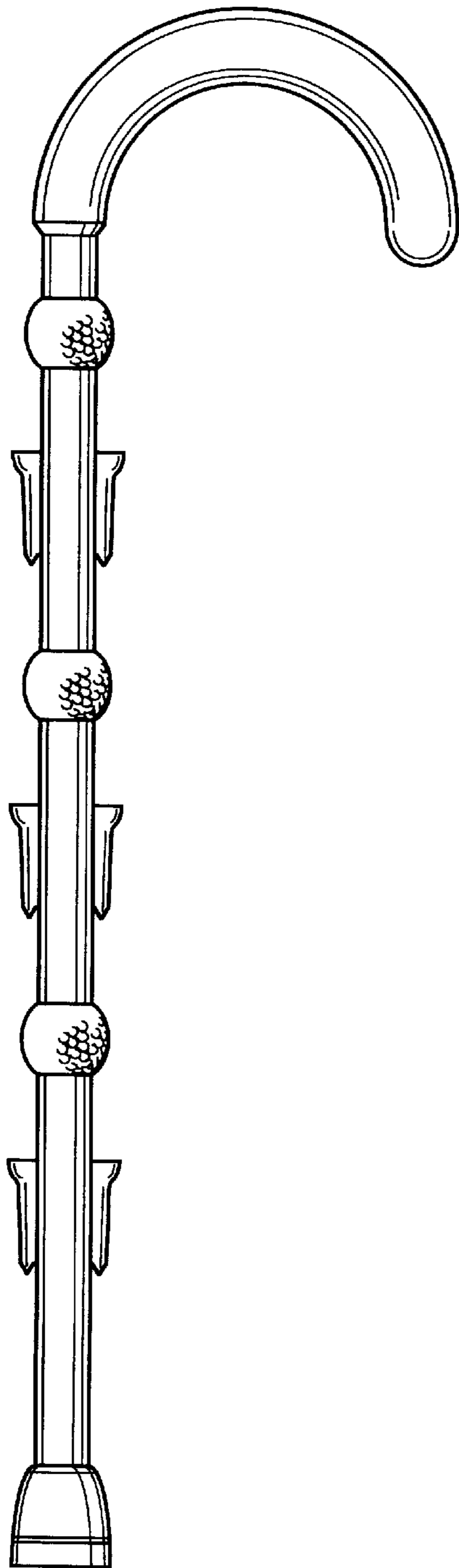


FIG. 3

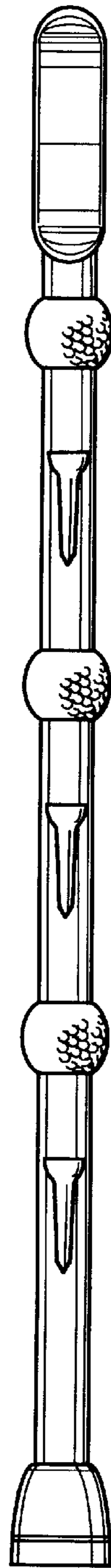


FIG. 4