



US00D416379S

United States Patent [19] Cintron

[11] **Patent Number: Des. 416,379**

[45] **Date of Patent: ** Nov. 16, 1999**

[54] **SHOE SOLE**

[75] **Inventor: Arthur G. Cintron, Marlboro, Mass.**

[73] **Assignee: The Rockport Company, Marlborough, Mass.**

[**] **Term: 14 Years**

[21] **Appl. No.: 29/094,720**

[22] **Filed: Oct. 8, 1998**

Related U.S. Application Data

[62] Division of application No. 29/074,213, Jul. 29, 1997, Pat. No. Des. 403,845, which is a division of application No. 29/063,716, Dec. 13, 1996, Pat. No. Des. 387,545.

[51] **LOC (6) Cl. 02-04**

[52] **U.S. Cl. D2/959; D2/957; D2/960**

[58] **Field of Search D2/897, 902, 906, D2/908, 914, 916, 919, 946-962, 964; 36/44, 59 C, 85, 101, 103, 104, 106, 113-115, 124, 126, 127-130, 3 B, 11.5, 12-15, 25 R**

[56] References Cited

U.S. PATENT DOCUMENTS

D. 255,172	6/1980	Finn	D2/959
D. 266,797	11/1982	Lucarelli et al.	D2/960
D. 292,946	12/1987	Stubblefield et al.	..	
D. 295,113	4/1988	Zuidema et al.	..	
D. 297,185	8/1988	Berzak	D2/960
D. 299,983	2/1989	Zuidema et al.	..	

D. 322,509	12/1991	Issler	D2/960
D. 334,833	4/1993	Blissett	D2/960
D. 338,098	8/1993	Foster et al.	..	
D. 340,129	10/1993	Blissett	D2/960
D. 365,921	1/1996	von Conta et al.	..	
D. 374,118	10/1996	McKinstry et al.	..	
D. 387,545	12/1997	Cintron et al.	..	
D. 395,541	6/1998	Bray, Jr. et al.	D2/960
D. 401,740	12/1998	Davis	D2/960
4,827,631	5/1989	Thornton	36/102

OTHER PUBLICATIONS

Swoop Shoe Sole, Caressa Crosstown Collection, *Footwear News*, vol. 54, No. 42, Oct. 19, 1998, p. 8.

Primary Examiner—Celia Murphy
Attorney, Agent, or Firm—Sterne, Kessler, Goldstein & Fox P.L.L.C.

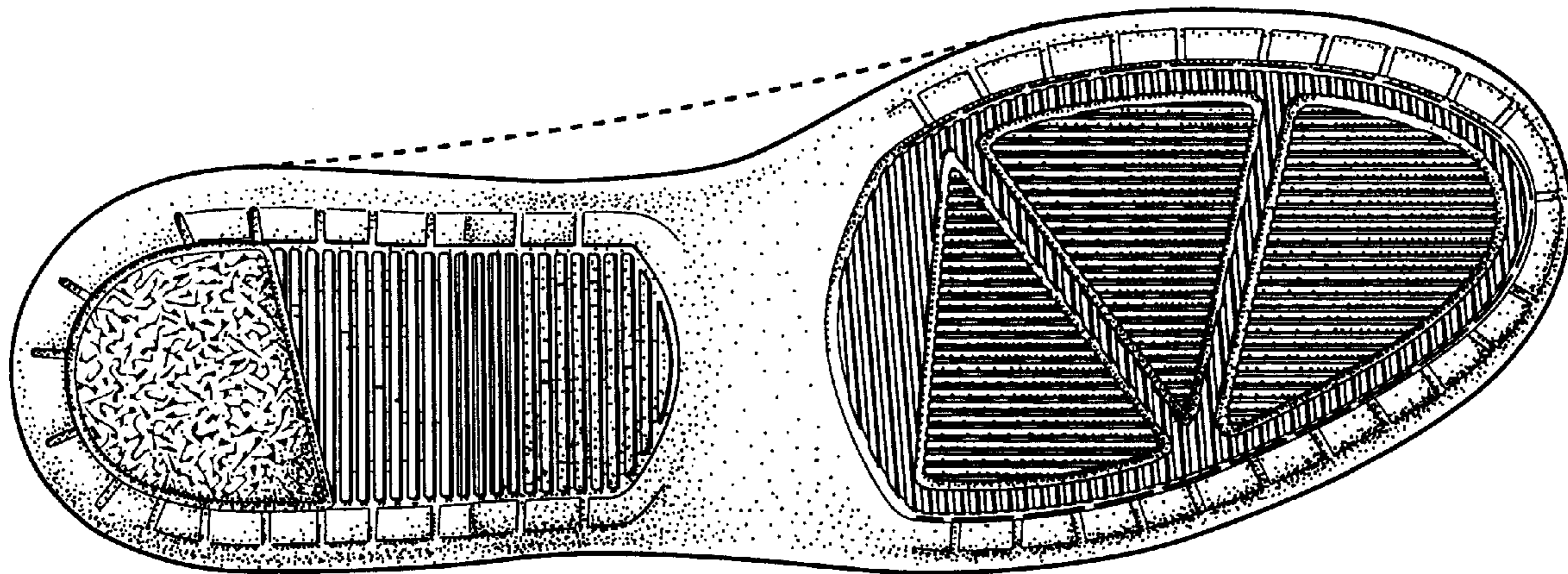
[57] CLAIM

The ornamental design for a shoe sole, as shown and described.

DESCRIPTION

FIG. 1 is a bottom plan view of a shoe sole showing my new design;
FIG. 2 is a left side elevational view thereof;
FIG. 3 is a right side elevational view thereof;
FIG. 4 is a front elevational view thereof; and,
FIG. 5 is a rear elevational view thereof.
The broken line showing of a shoe upper in the Figures is environmental only and forms no part of the claimed design.

1 Claim, 2 Drawing Sheets



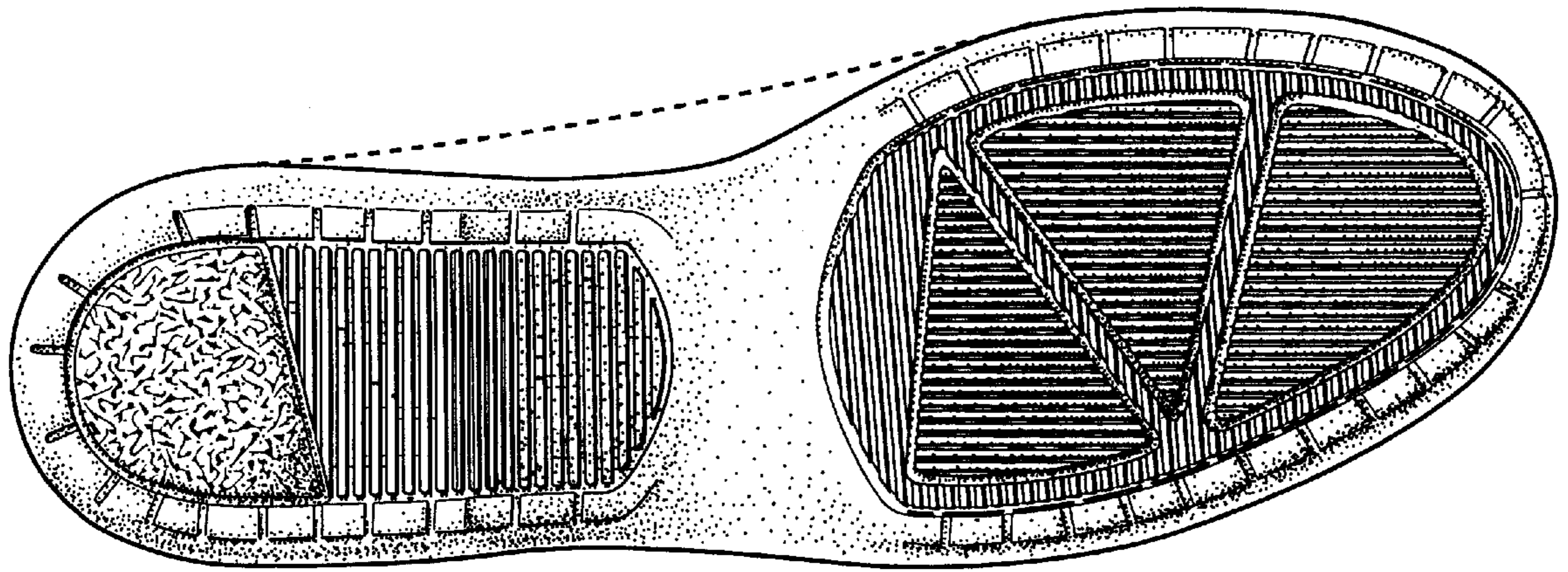


FIG. 1

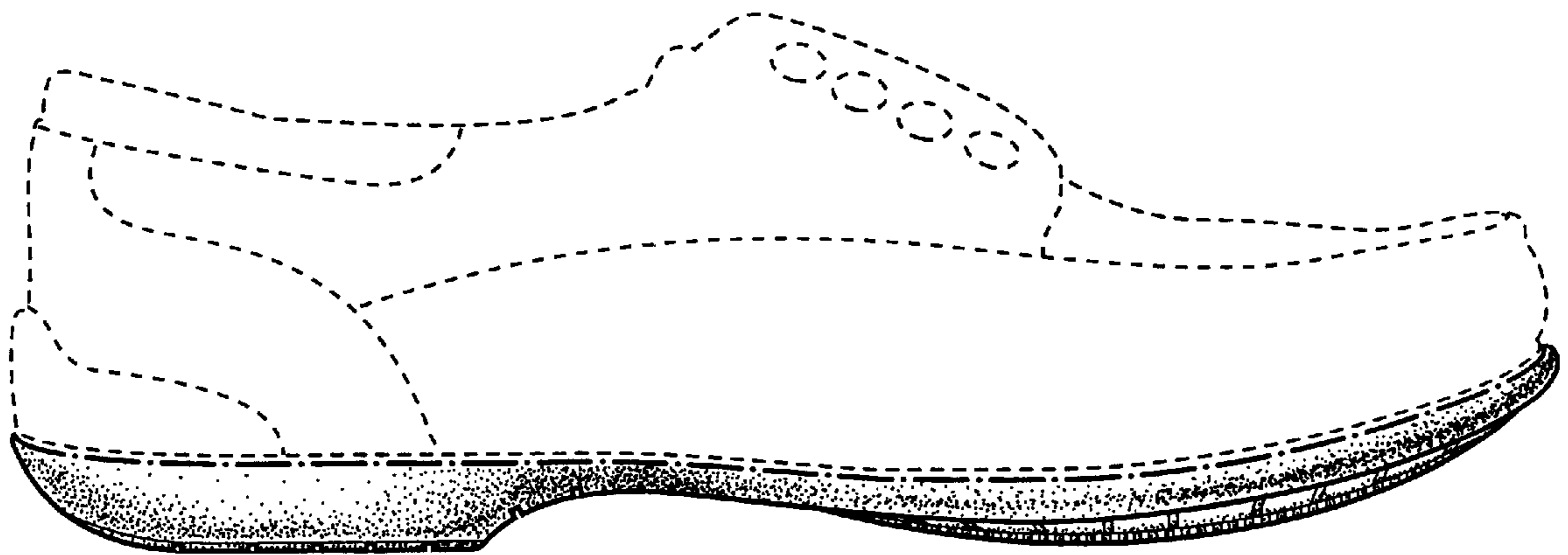


FIG. 2

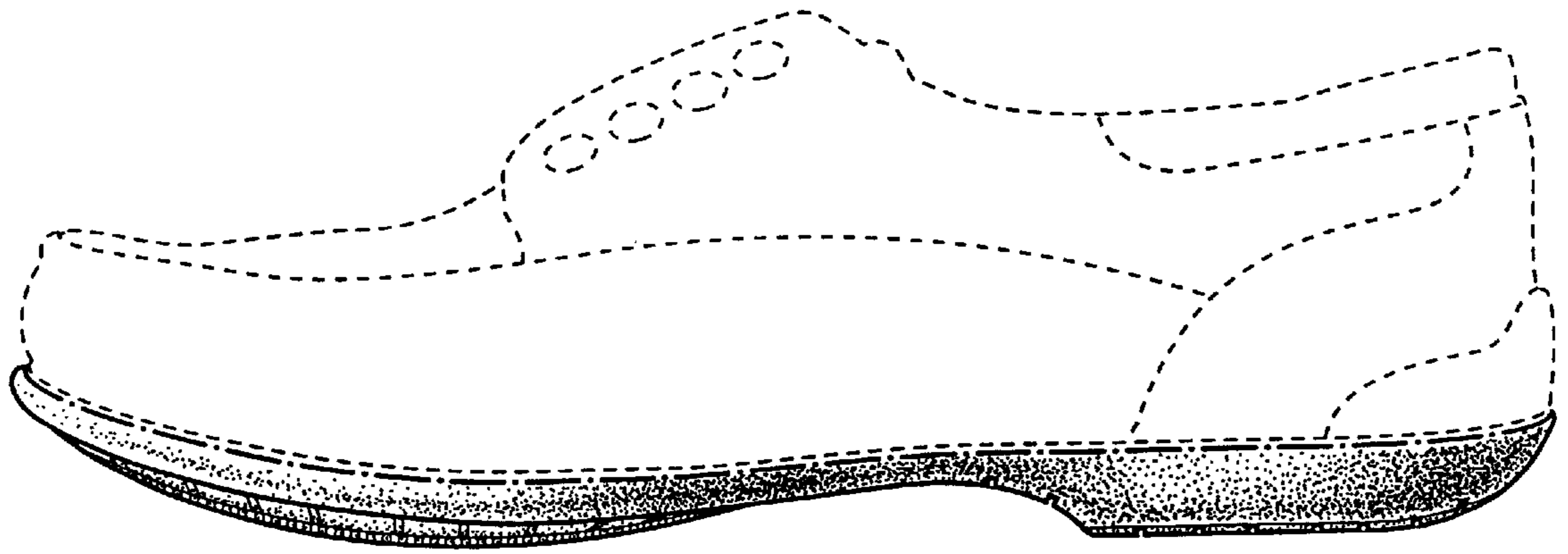


FIG. 3

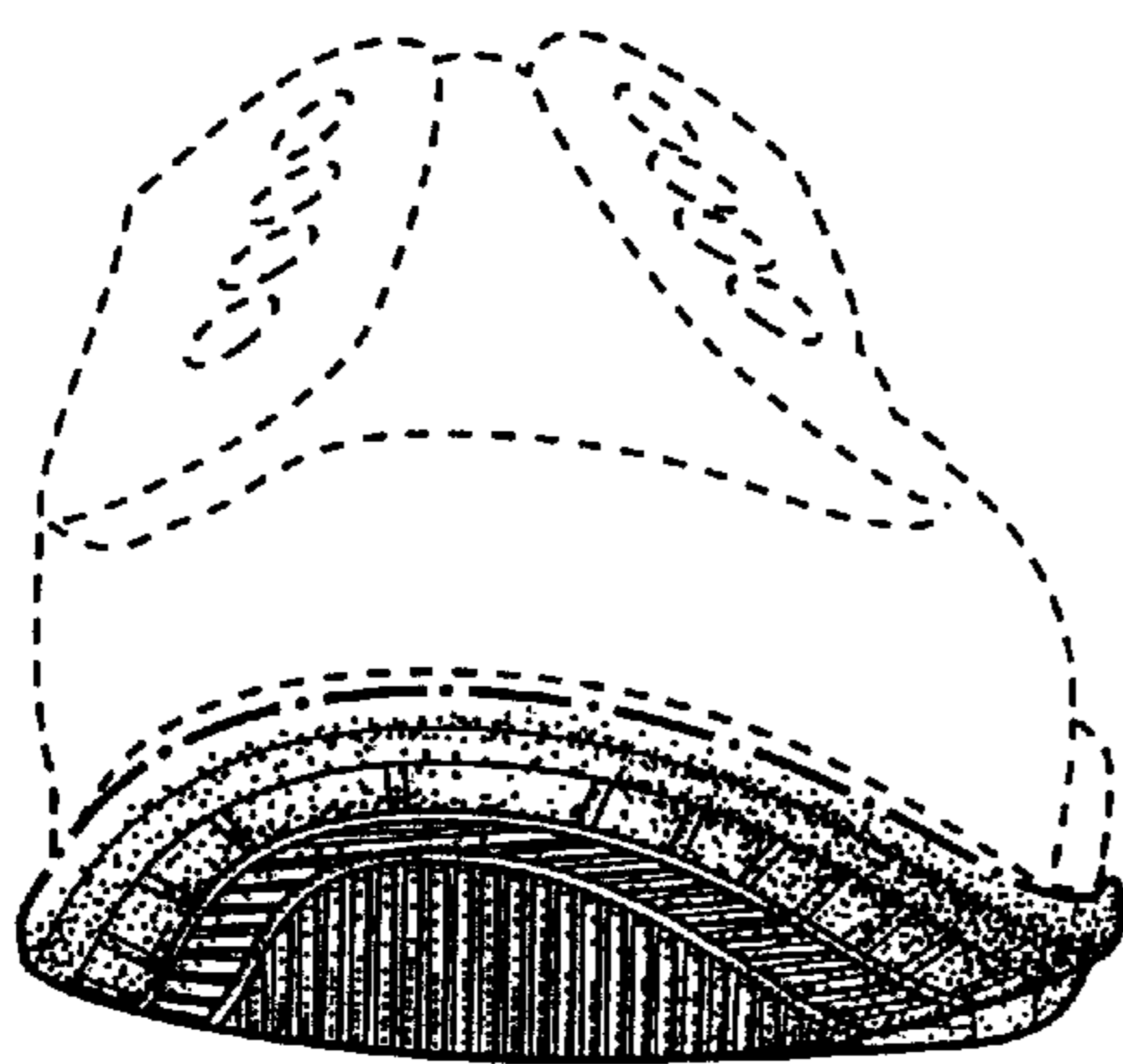


FIG. 4

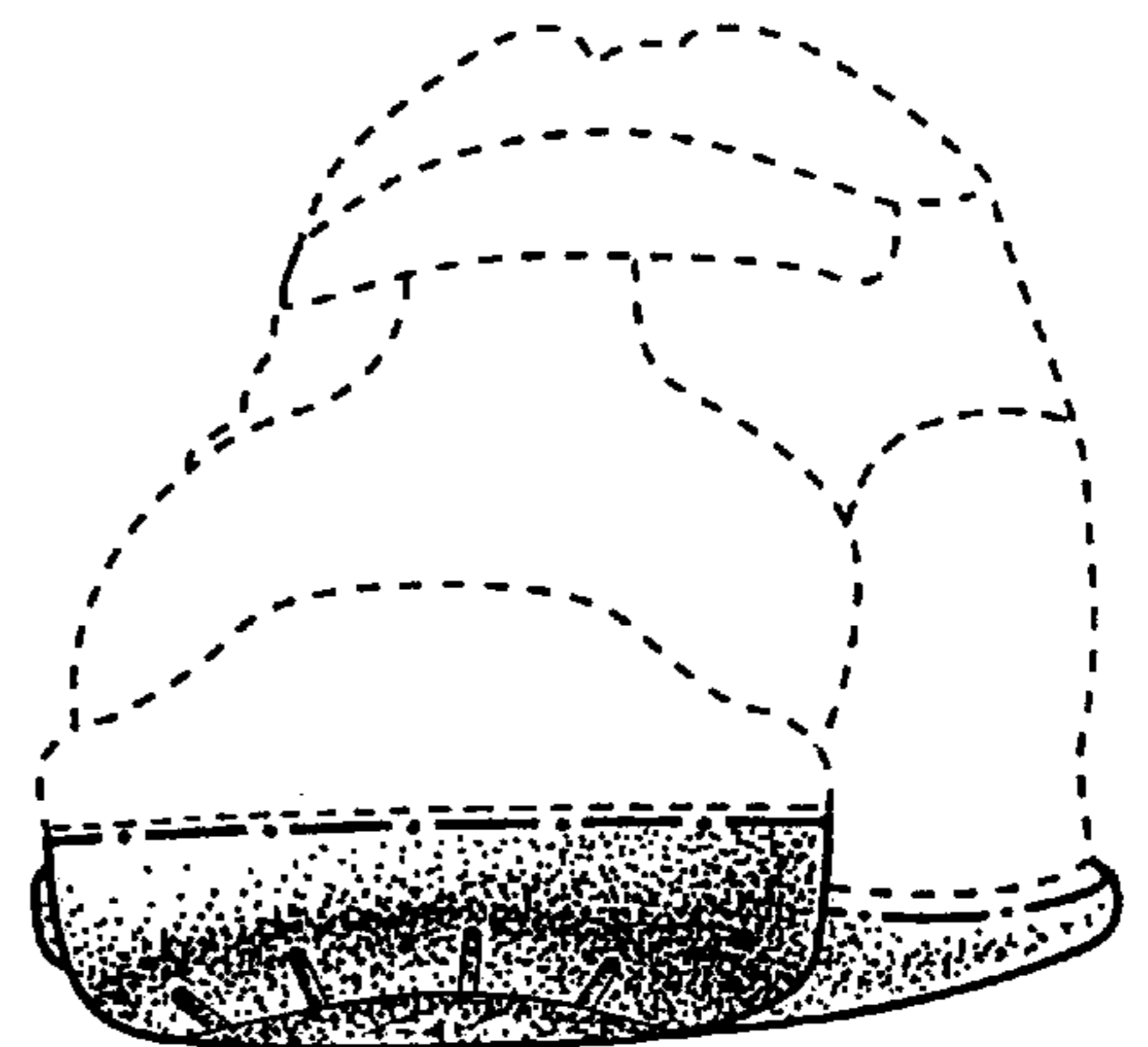


FIG. 5