



US00D416368S

United States Patent [19]

Brewer et al.

[11] **Patent Number: Des. 416,368**

[45] **Date of Patent: ** Nov. 9, 1999**

[54] **PADDED WRAPPING APPARATUS**

[76] Inventors: **Kimberly G Brewer; Steven H Brewer**, both of 91 Augusta St., Tinton Falls, N.J. 07712

[**] Term: **14 Years**

[21] Appl. No.: **29/069,319**

[22] Filed: **Mar. 28, 1997**

[51] **LOC (6) Cl. 12-02**

[52] **U.S. Cl. D34/27; D12/133**

[58] **Field of Search D34/27; D12/133; 280/33, 992; 16/DIG. 12, DIG. 24, DIG. 25, 111 A, 114 R; D24/190, 191, 192**

[56] **References Cited**

U.S. PATENT DOCUMENTS

- D. 328,812 8/1992 Pritchett D34/27
- D. 334,827 4/1993 Brown D24/190

- D. 370,110 5/1996 Beam D34/27
- D. 379,251 5/1997 Mezey D24/192
- 4,844,058 7/1989 Vogelbach D24/192 X
- 4,954,939 9/1990 Hutchins 16/DIG. 12
- 5,215,319 6/1993 Farris 280/33.992

Primary Examiner—Kay H. Chin

[57] **CLAIM**

The ornamental design for a padded wrapping apparatus, as shown.

DESCRIPTION

FIG. 1 is a front plan view of a padded wrapping apparatus showing our new design;
 FIG. 2 is a rear plan view thereof;
 FIG. 3 is a left side elevational view thereof;
 FIG. 4 is a right side elevational view thereof;
 FIG. 5 is a top plan view thereof; and,
 FIG. 6 is a bottom plan view thereof.

1 Claim, 3 Drawing Sheets

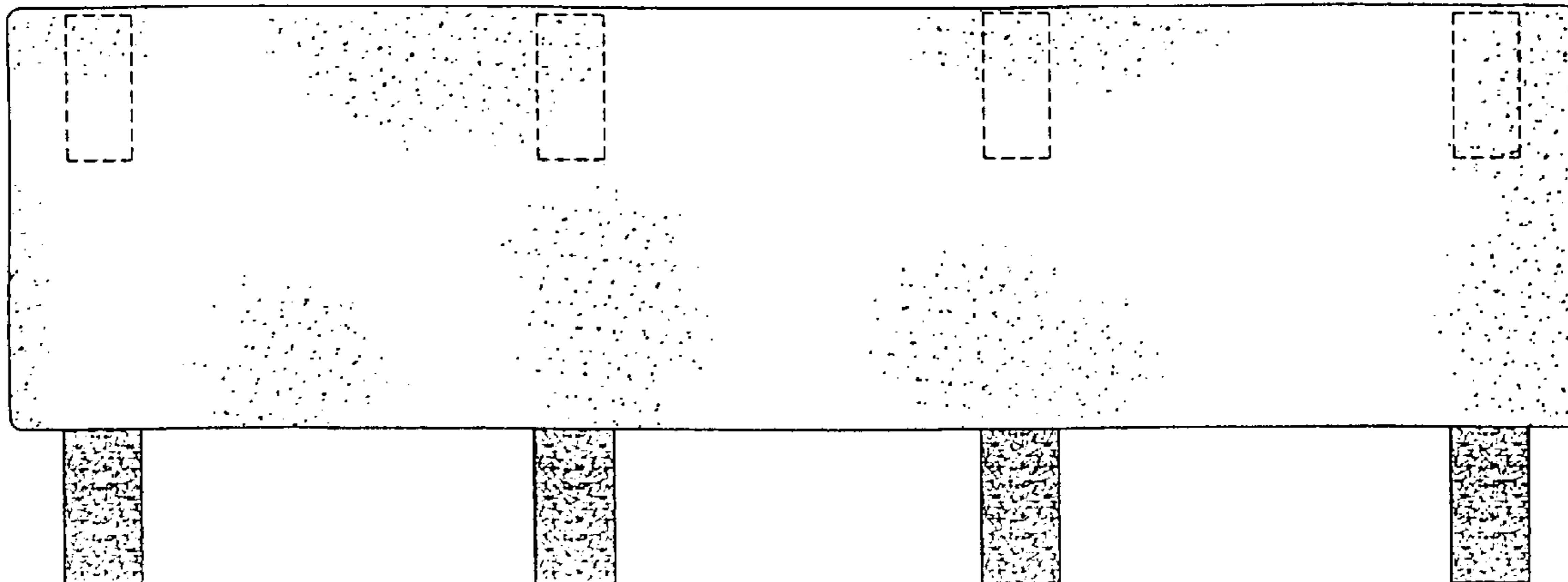


FIG. 1

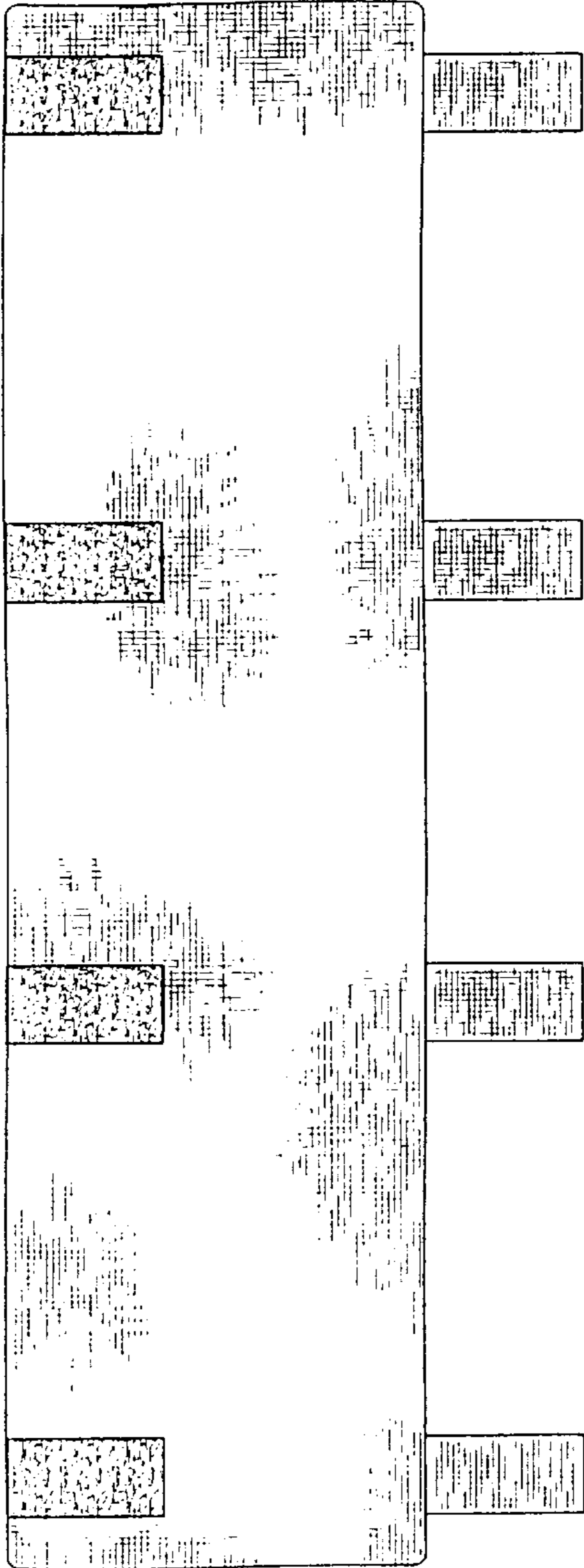


FIG. 2

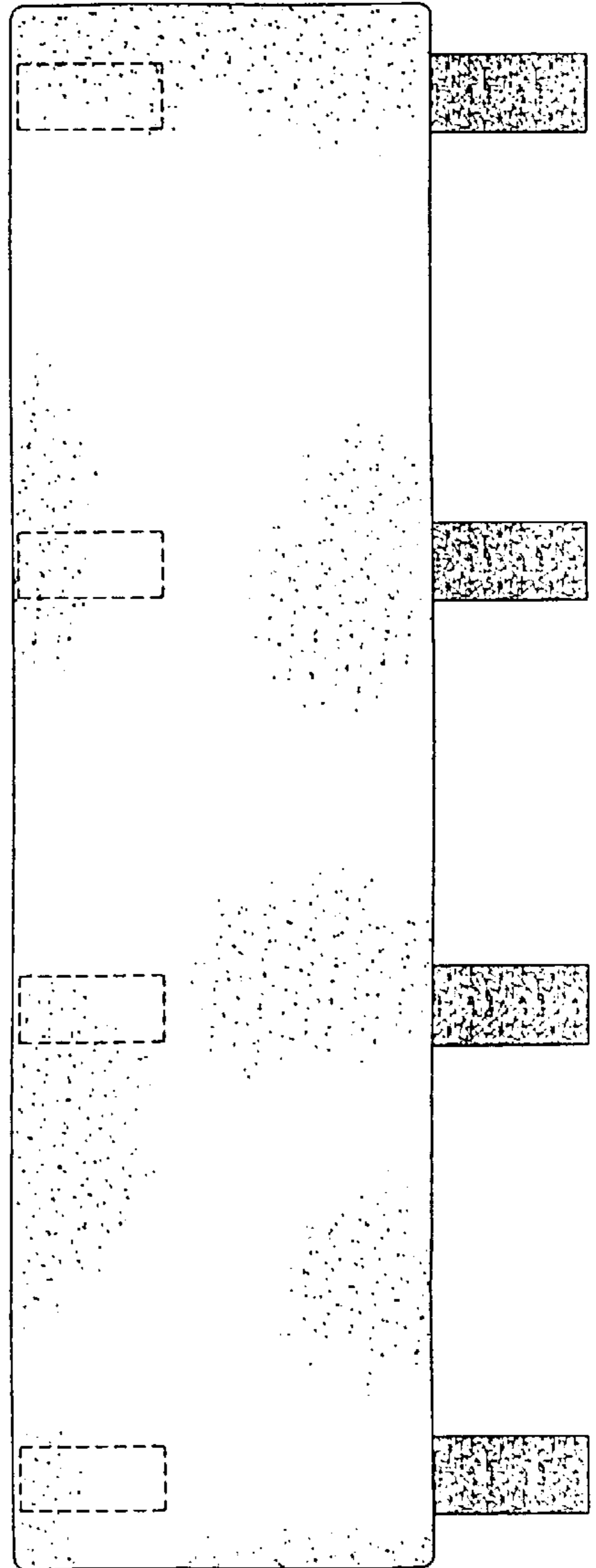


FIG. 3



FIG. 4



FIG. 5



FIG. 6

