



US00D416337S

United States Patent [19]

Suchyna et al.

[11] Patent Number: **Des. 416,337**

[45] Date of Patent: **** Nov. 9, 1999**

[54] **DECKING PLANK**

[75] Inventors: **Mark G. Suchyna**, Lancaster; **Robert G. Kearful**, Elma, both of N.Y.

[73] Assignee: **CertainTeed Corporation**, Valley Forge, Pa.

[**] Term: **14 Years**

[21] Appl. No.: **29/084,031**

[22] Filed: **Feb. 23, 1998**

[51] **LOC (6) Cl.** **25-01**

[52] **U.S. Cl.** **D25/138**

[58] **Field of Search** 52/650.3; 405/196, 405/201; 119/406, 450, 480, 525, 529

[56] **References Cited**

U.S. PATENT DOCUMENTS

D. 345,222	3/1994	Hallsten et al.	D25/138
4,135,339	1/1979	Pawlitschek	119/529
5,647,184	7/1997	Davis	52/650.3

Primary Examiner—Doris Clark
Attorney, Agent, or Firm—Duane Morris & Heckscher LLP

[57] **CLAIM**

The ornamental design for a decking plank, as shown and described.

DESCRIPTION

FIG. 1 is a front perspective view of a decking plank of this invention, the rear perspective view being a mirror image thereof;

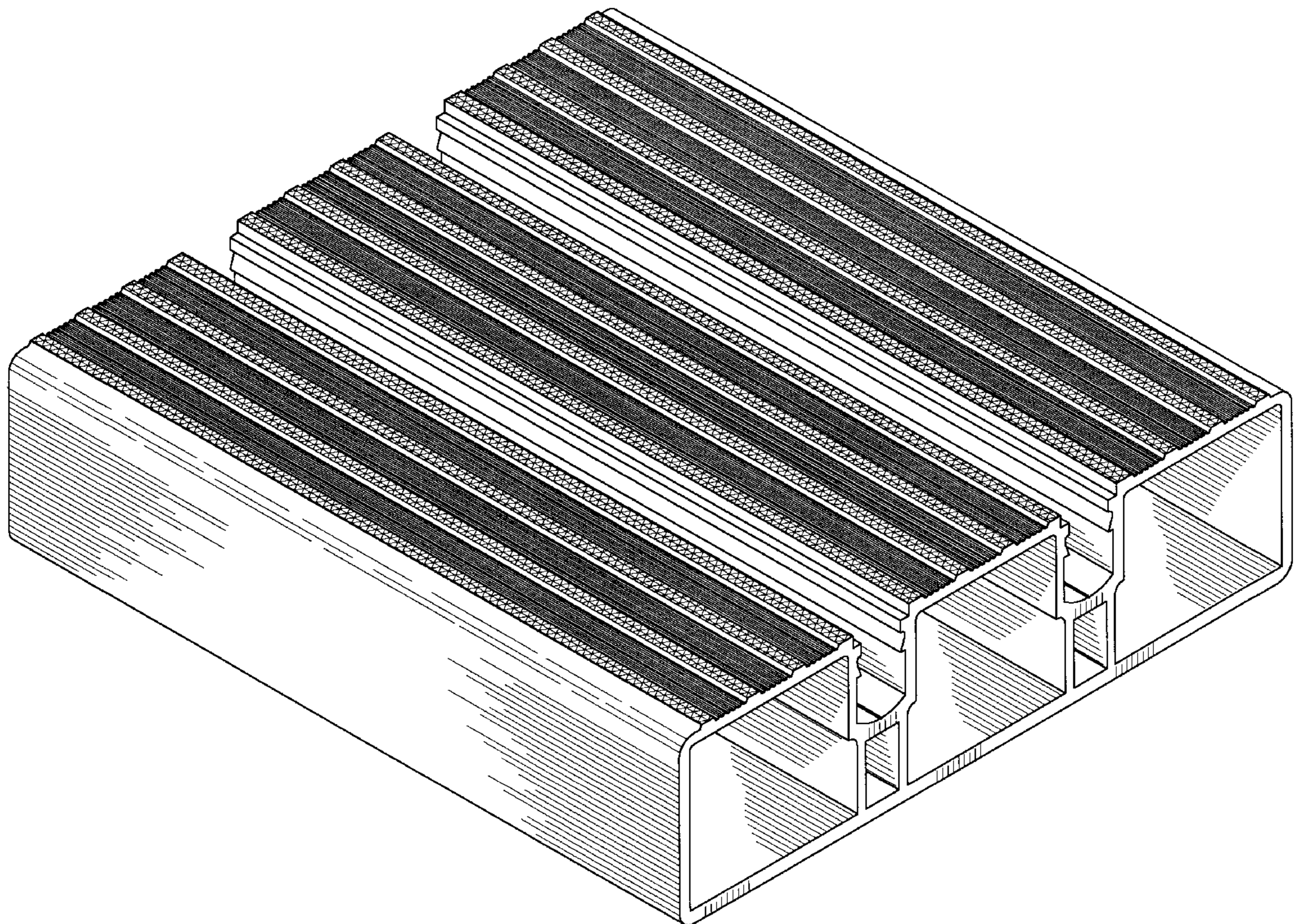
FIG. 2 is a top plan view of the decking plank of FIG. 1;

FIG. 3 is a front elevational view of the decking plank of FIG. 1, the rear elevational view being a mirror image thereof;

FIG. 4 is a bottom plan view of the decking plank of FIG. 1; and,

FIG. 5 is a left-side elevational view of the decking plank of FIG. 1, the right elevational view being a mirror image thereof.

1 Claim, 5 Drawing Sheets



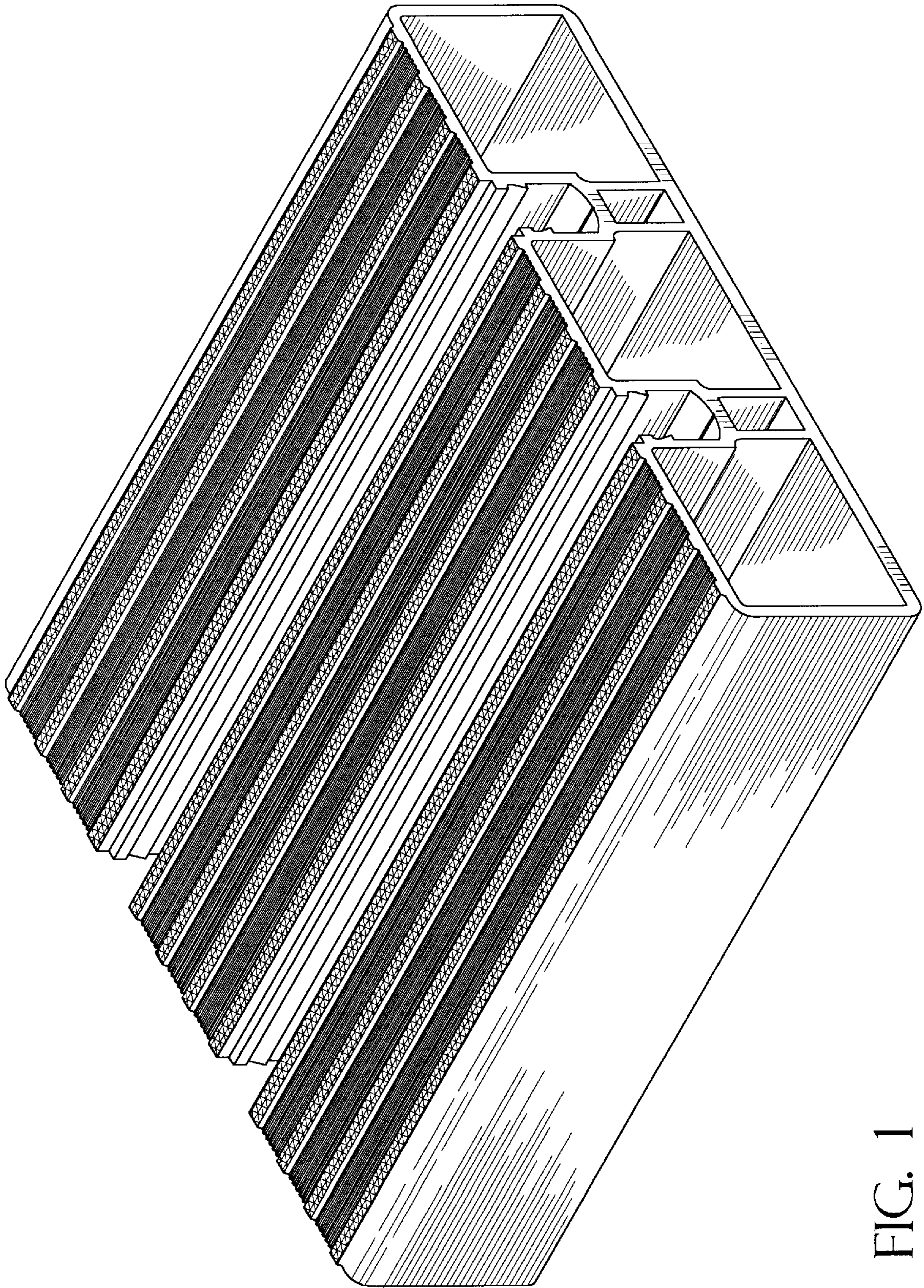


FIG. 1




FIG. 2




FIG. 3

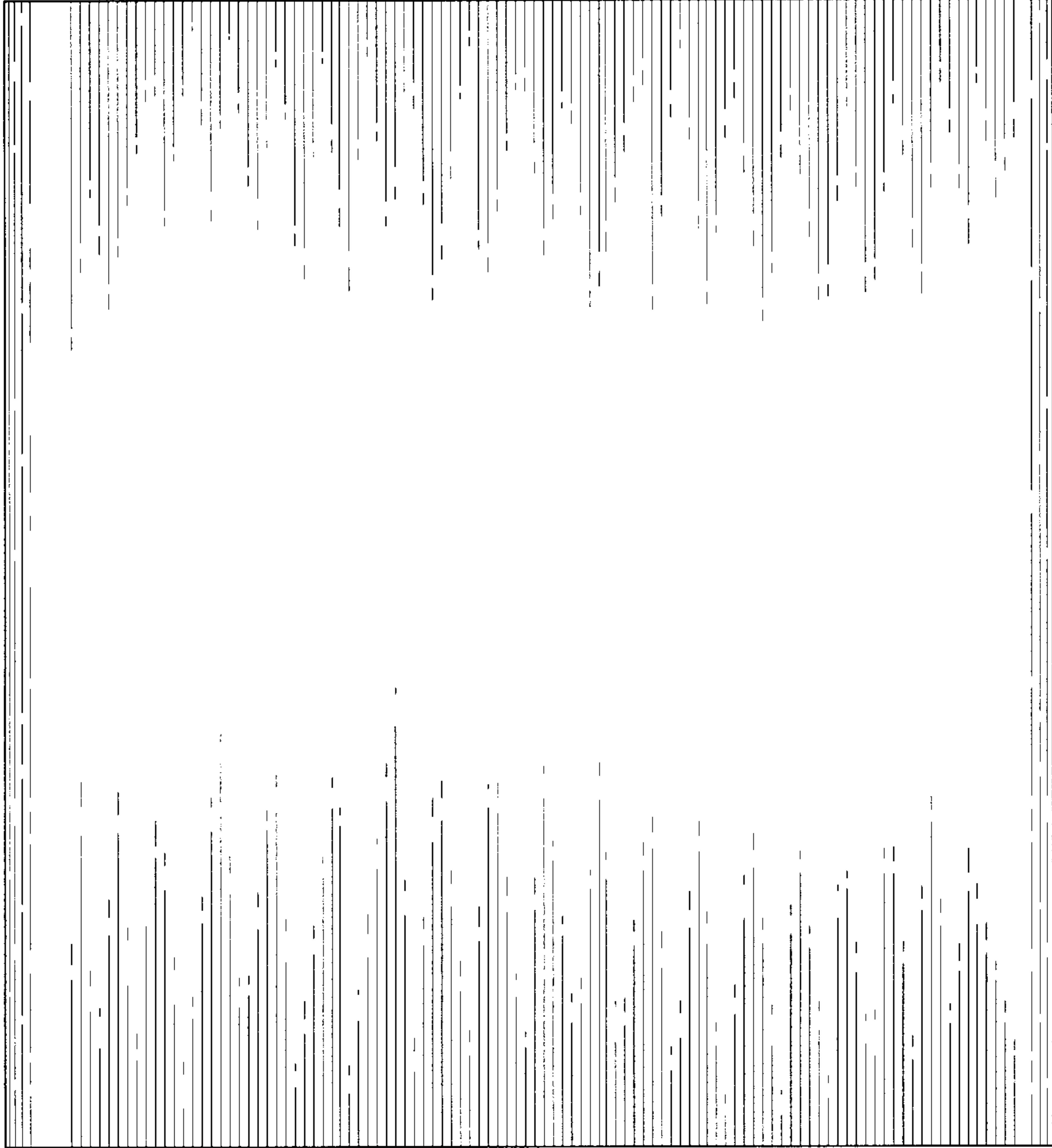


FIG. 4

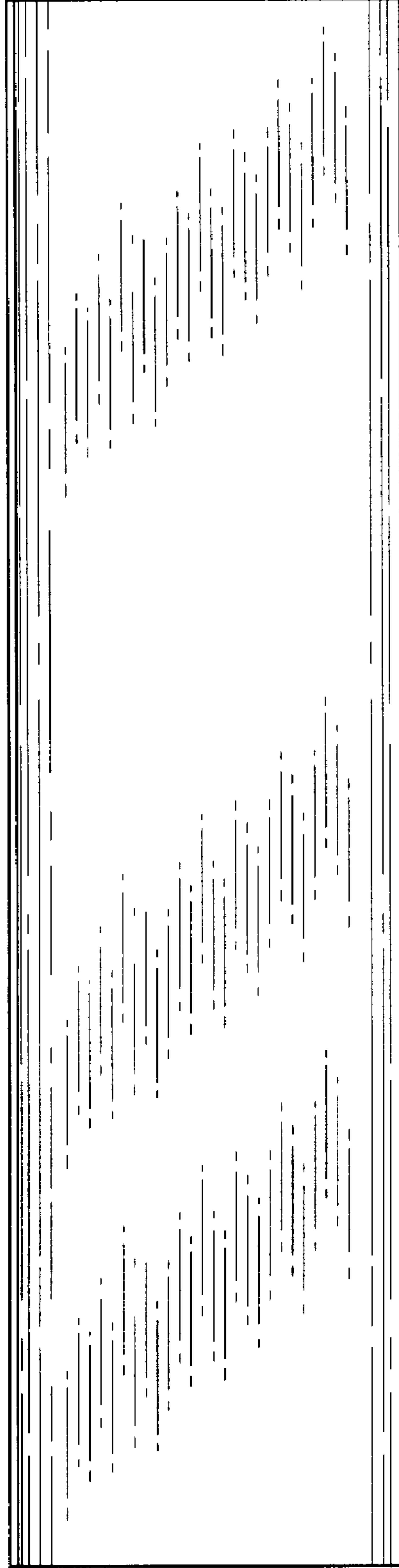


FIG. 5