



US00D416329S

**United States Patent** [19]  
**Simonin**

[11] **Patent Number: Des. 416,329**

[45] **Date of Patent: \*\* Nov. 9, 1999**

[54] **MASSAGER FOR EQUINE**

[75] **Inventor: Jean-Luc Simonin, Montvendre, France**

[73] **Assignee: LPG Systems, France**

[\*\*] **Term: 14 Years**

[21] **Appl. No.: 29/093,247**

[22] **Filed: Sep. 8, 1998**

[30] **Foreign Application Priority Data**

Mar. 11, 1998 [XH] Hague Agreement ..... DM/043 339

[51] **LOC (6) Cl. .... 28-03**

[52] **U.S. Cl. .... D24/215; D24/200**

[58] **Field of Search .... D24/200, 215;**  
600/9; 601/122, 123, 134, 135, 136, 137,  
138, 46, 56, 60, 67, 71, 72

[56] **References Cited**

**U.S. PATENT DOCUMENTS**

D. 404,496 1/1999 Tudico ..... D24/215

3,043,310 7/1962 Milinowski ..... D24/215 X  
4,224,932 9/1980 Farb ..... 601/72  
4,757,806 7/1988 Muchisky et al. .... 601/71

*Primary Examiner—Stella Reid*

*Attorney, Agent, or Firm—Parkhurst & Wendel, L.L.P*

[57] **CLAIM**

The ornamental design for the massager for equine, as shown and described.

**DESCRIPTION**

FIG. 1 is a right side view of the massager for equine showing my new design;

FIG. 2 is a left side view thereof;

FIG. 3 is a perspective view thereof;

FIG. 4 is a rear view thereof;

FIG. 5 is a top view thereof;

FIG. 6 is a bottom view with opened handle thereof; and,

FIG. 7 is a top view with opened handle thereof.

**1 Claim, 7 Drawing Sheets**




FIG. 1




FIG. 2




FIG. 3




FIG. 4




FIG. 5




FIG. 6




FIG. 7

