



US00D416289S

United States Patent [19]
Mastrangelo

[11] **Patent Number: Des. 416,289**

[45] **Date of Patent: ** Nov. 9, 1999**

[54] **FASHION ACCESSORY DISPLAY DEVICE**

[75] Inventor: **Michael Mastrangelo**, Verona, N.J.

[73] Assignee: **Tricoastal Design Group**, East Hanover, N.J.

[**] Term: **14 Years**

[21] Appl. No.: **29/084,738**

[22] Filed: **Mar. 9, 1998**

[51] **LOC (6) Cl.** **19-08**

[52] **U.S. Cl.** **D20/22; D20/43**

[58] **Field of Search** **D20/10, 22-28, D20/43; 40/299.01, 642.01, 661.04, 642.02, 657, 666**

[56] **References Cited**

U.S. PATENT DOCUMENTS

D. 311,215	10/1990	Hickmott	D20/26
D. 377,506	1/1997	Shaw	D20/43
4,779,367	10/1988	Fast	40/657
5,493,801	2/1996	James	40/299.01

Primary Examiner—Susan J. Lucas
Assistant Examiner—Jennifer Rivard
Attorney, Agent, or Firm—Frishauf, Holtz, Goodman, Langer & Chick, P.C.

[57] **CLAIM**

The ornamental design for a fashion accessory display device, as shown and described.

DESCRIPTION

FIG. 1 is a top, left and front perspective view of a first

embodiment of the fashion accessory display device showing my new design;

FIG. 2 is a front elevational view thereof, coupled to a fashion accessory;

FIG. 3 is a rear elevational view thereof, coupled to a fashion accessory;

FIG. 4 is a left side view thereof, the right side view being a mirror image;

FIG. 5 is a top plan view thereof;

FIG. 6 is a bottom plan view thereof;

FIG. 7 is a top, left and front perspective view of a second embodiment of the fashion accessory display device showing my new design;

FIG. 8 is a front elevational view thereof, coupled to a fashion accessory;



FIG. 9 is a rear elevational view thereof, coupled to a fashion accessory;

FIG. 10, is a left side view thereof, the right side view being a mirror image; and,

FIG. 11, is a top plan view thereof, the bottom plan view being a mirror image.

The broken lines are shown for illustrative purposes only and form no part of the claimed design.

1 Claim, 10 Drawing Sheets






FIG. 1




FIG. 2




FIG. 3




FIG. 4




FIG. 5




FIG. 6




FIG. 7




FIG. 8




FIG. 9




FIG. 10




FIG. 11