



US00D416264S

United States Patent [19]

Althans et al.

[11] **Patent Number: Des. 416,264**

[45] **Date of Patent: ** Nov. 9, 1999**

[54] **SET-TOP-BOX**

[75] Inventors: **Richard K. Althans**, Long Grove;
Daniel A. Phipps, Round Lake, both of Ill.

[73] Assignee: **Zenith Electronics Corporation**,
Glenview, Ill.

[**] Term: **14 Years**

[21] Appl. No.: **29/079,598**

[22] Filed: **Nov. 7, 1997**

[51] **LOC (6) Cl.** **14-99**

[52] **U.S. Cl.** **D14/257; D14/217**

[58] **Field of Search** D14/124-125,
D14/135, 155, 157, 159, 168, 188, 257-260,
265, 299, 239; 312/7.1; 455/6.1; 348/10,
11, 706

[56] **References Cited**

U.S. PATENT DOCUMENTS

D. 277,667 2/1985 Zurawski D14/157

D. 307,424 4/1990 Shim D14/135
D. 316,092 4/1991 Ham D14/157
D. 370,677 6/1996 Olson D14/188

Primary Examiner—Nanda Bondade

[57] **CLAIM**

The ornamental design for a set-top-box, as shown and described.

DESCRIPTION

FIG. 1 is a perspective view of a set-top-box showing our new design;
FIG. 2 is a top plan view thereof;
FIG. 3 is a front elevational view thereof;
FIG. 4 is a left side elevational view thereof; and,
FIG. 5 is a right side elevational view thereof.
The broken line showing of the rear portion of the set-top-box on FIGS. 1-2 and 4-5 is for illustrative purposes only and forms no part of the claimed design.

1 Claim, 2 Drawing Sheets

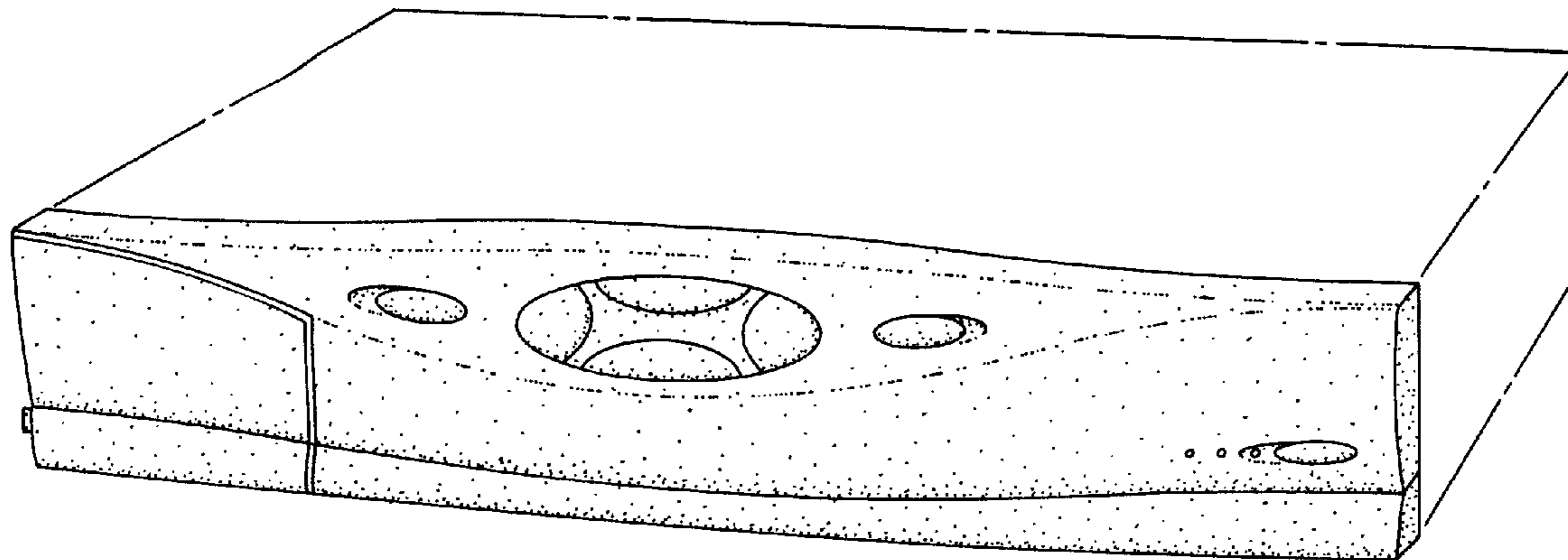


FIG 1

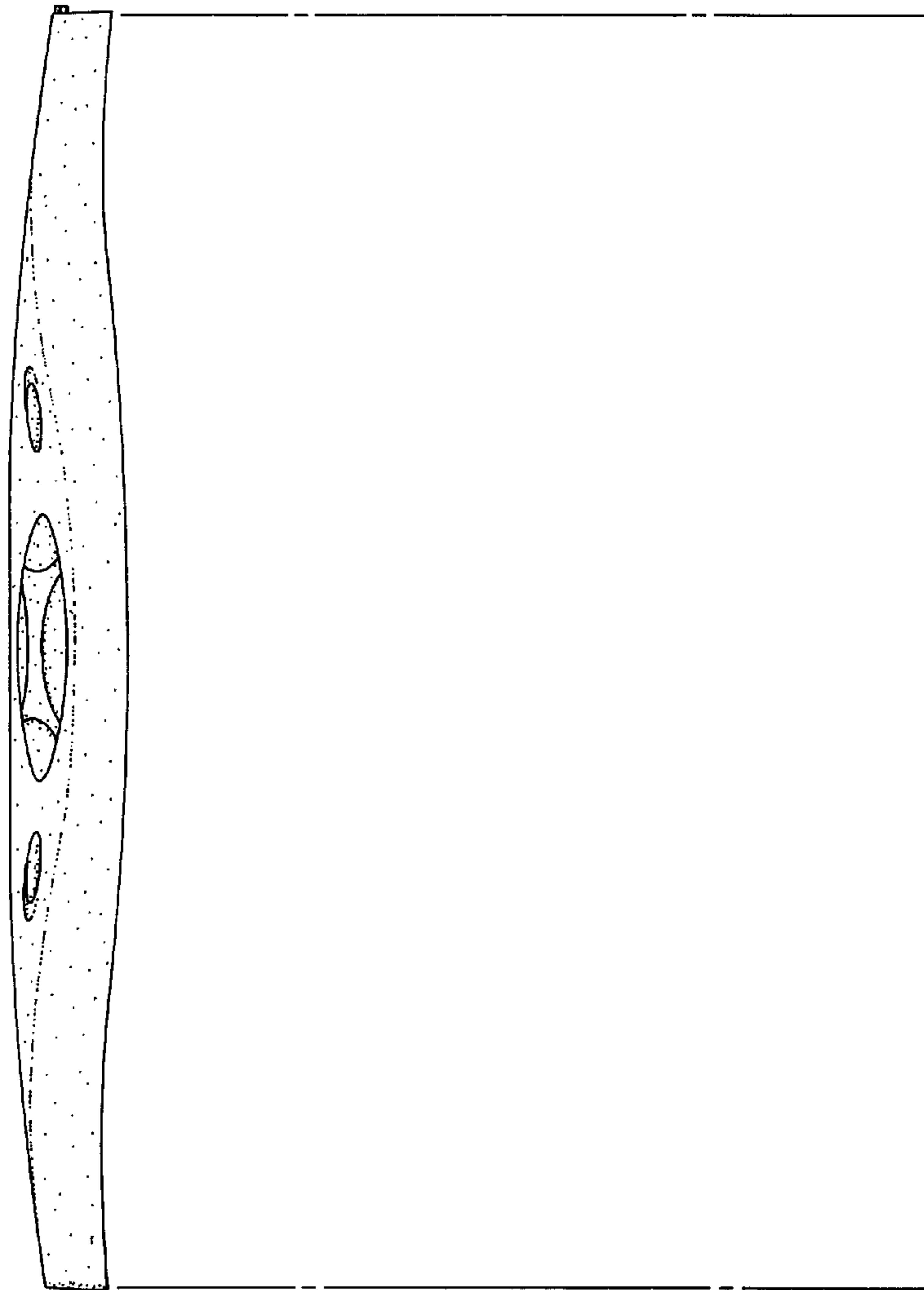
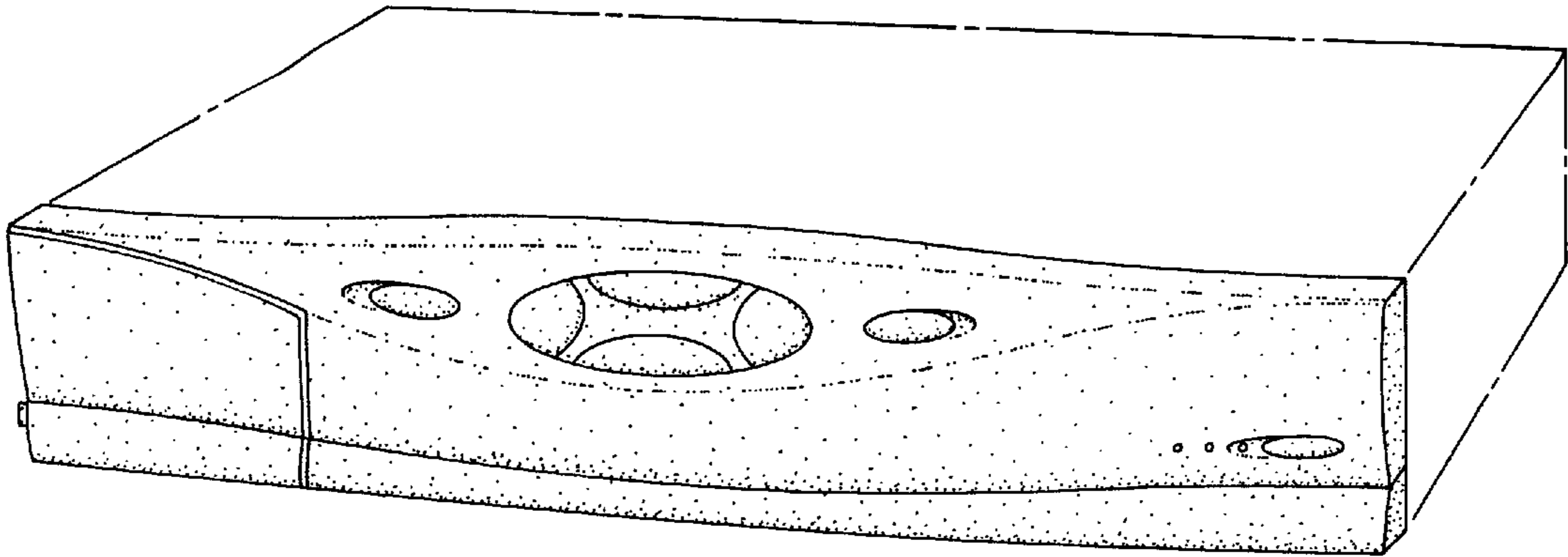


FIG 2

FIG 3

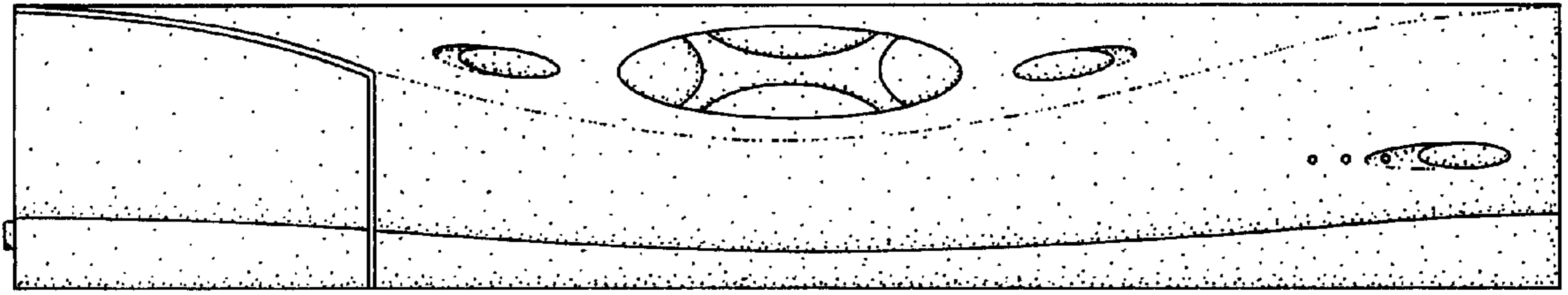


FIG 4





FIG 5