



US00D416258S

United States Patent [19] Tejima

[11] **Patent Number: Des. 416,258**

[45] **Date of Patent: ** Nov. 9, 1999**

[54] **SPEAKER BOX**

10-07965 4/1998 Japan .

[75] Inventor: **Keisuke Tejima**, Tokyo, Japan

OTHER PUBLICATIONS

[73] Assignee: **Sony Corporation**, Tokyo, Japan

Audio Video International, p. 60, Digital 21 speakers, Jun. 1985.

[**] Term: **14 Years**

Stereo Review, p. 57, Wharfedale Coleridge Speaker System, Jun. 1990.

[21] Appl. No.: **29/092,765**

Primary Examiner—Nanda Bondade
Attorney, Agent, or Firm—Foley & Lardner

[22] Filed: **Aug. 25, 1998**

[51] **LOC (6) Cl.** **14-01**

[57] **CLAIM**

[52] **U.S. Cl.** **D14/214**

The ornamental design for a speaker box, as shown and described.

[58] **Field of Search** D14/201, 209–216,
D14/219; 181/144, 145, 147, 148, 150,
157, 198, 199, 153; 381/24, 88, 90, 153,
159, 186, 188

DESCRIPTION

[56] **References Cited**

FIG. 1 is a perspective view of a speaker box showing my new design;

U.S. PATENT DOCUMENTS

FIG. 2 is a top plan view thereof;

D. 317,008 5/1991 Emmerling D14/210 X

FIG. 3 is a left side elevational view thereof;

D. 342,255 12/1993 Ito et al. D14/211 X

FIG. 4 is a front elevational view thereof;

D. 392,977 3/1998 Kim D14/214

FIG. 5 is a bottom plan view thereof;

3,143,182 8/1964 Sears et al. 181/153

FIG. 6 is a right side elevational view thereof; and,

FIG. 7 is a rear elevational view thereof.

FOREIGN PATENT DOCUMENTS

10-07950 4/1998 Japan .

1 Claim, 3 Drawing Sheets

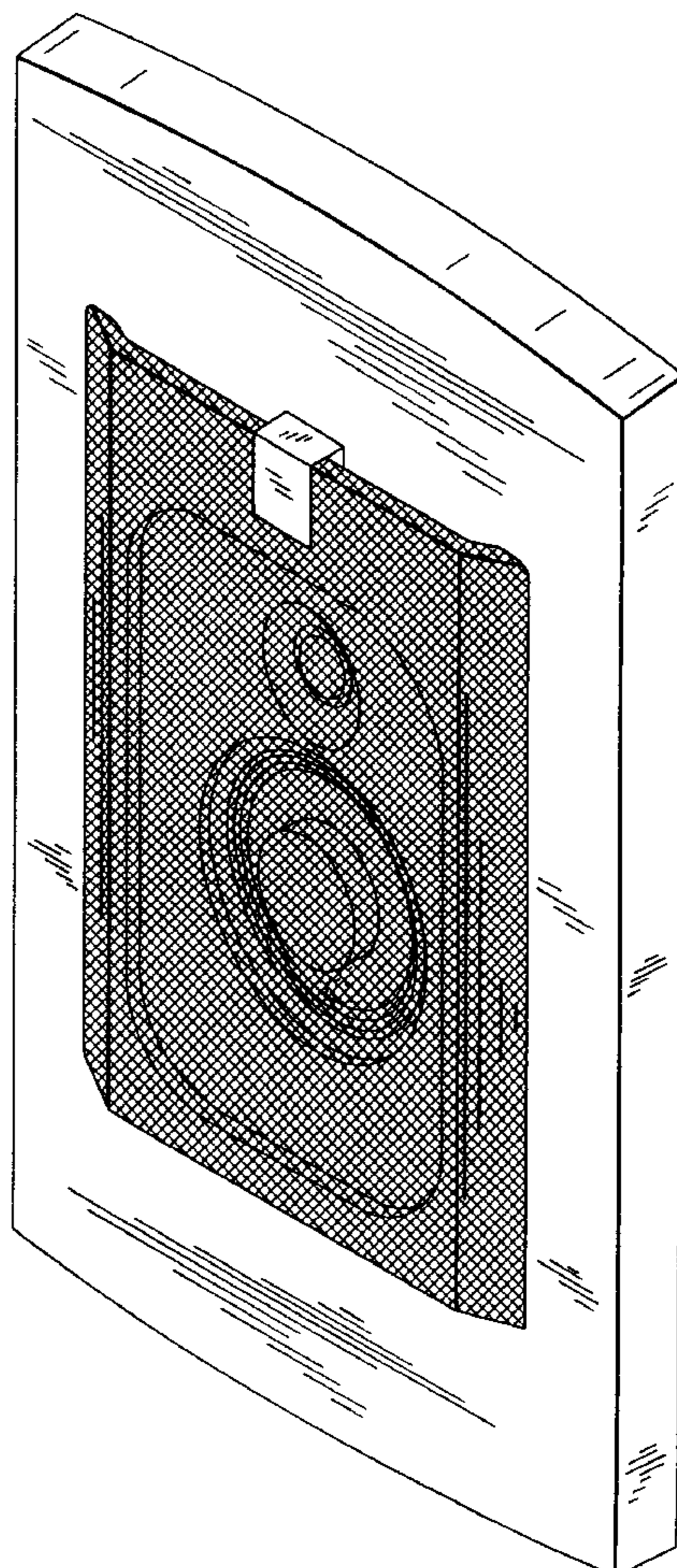


FIG. 1

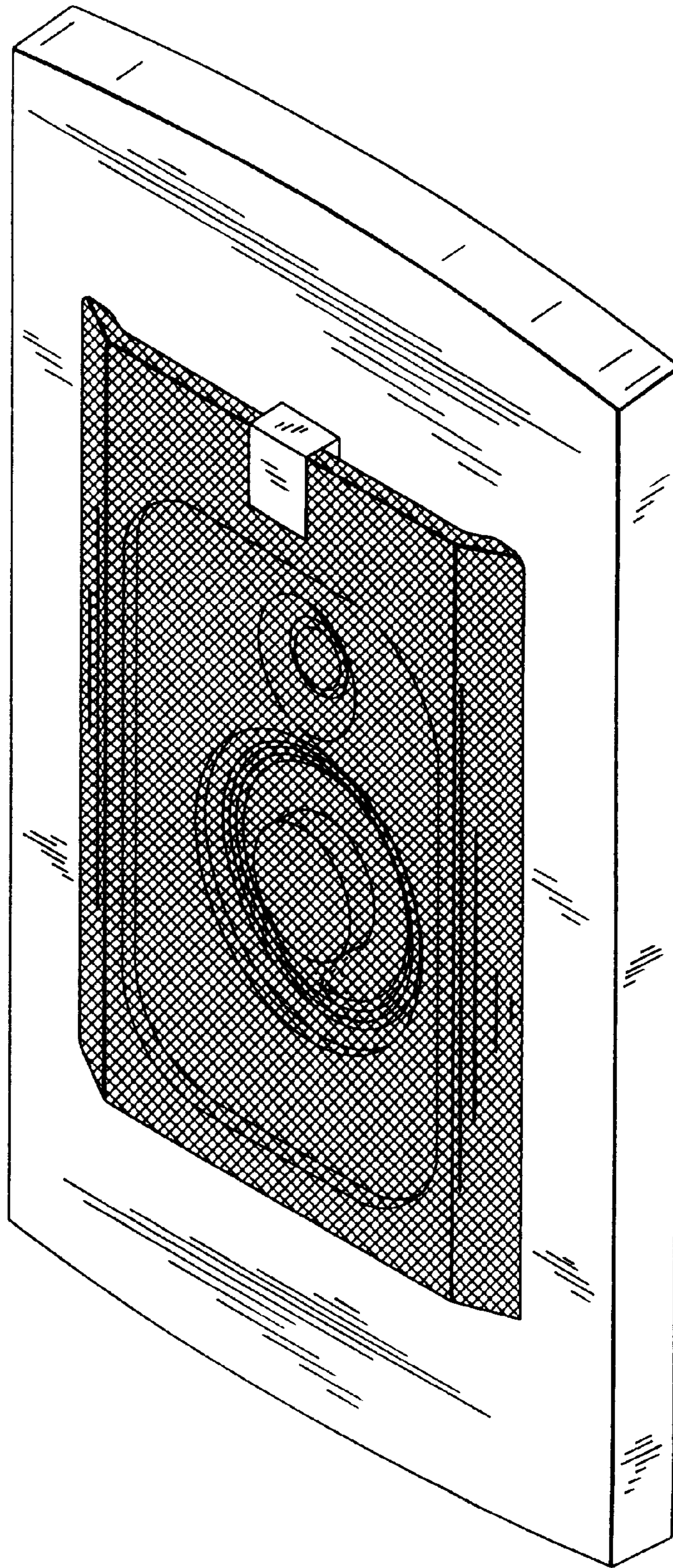


FIG. 2

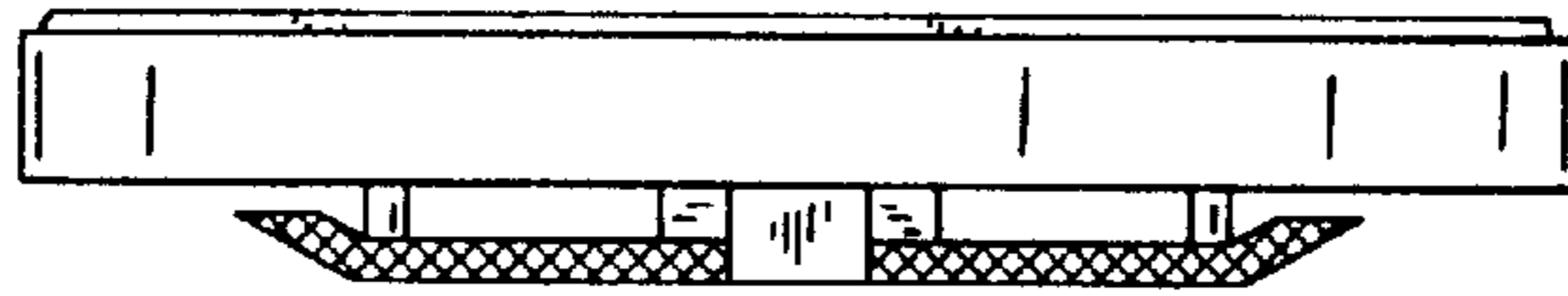


FIG. 3

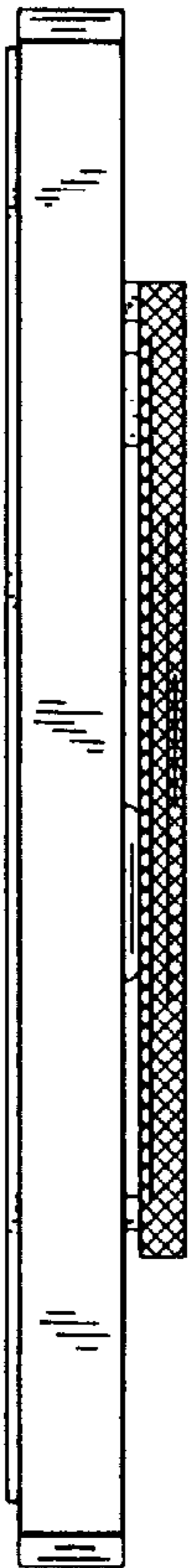


FIG. 6

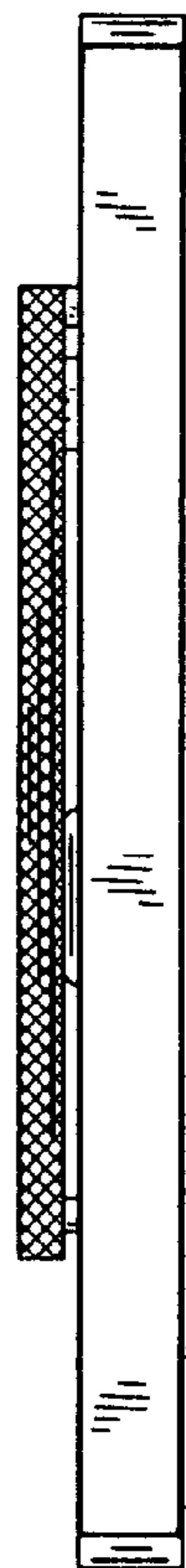


FIG. 5

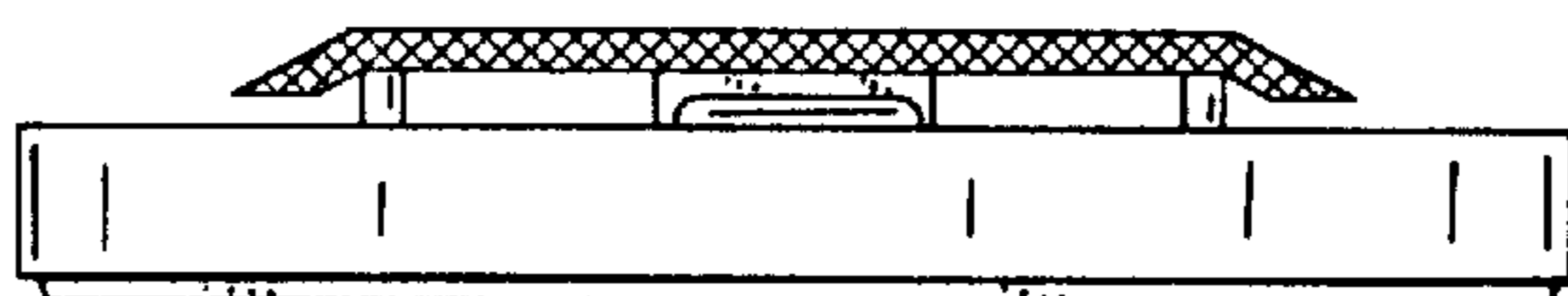


FIG. 7

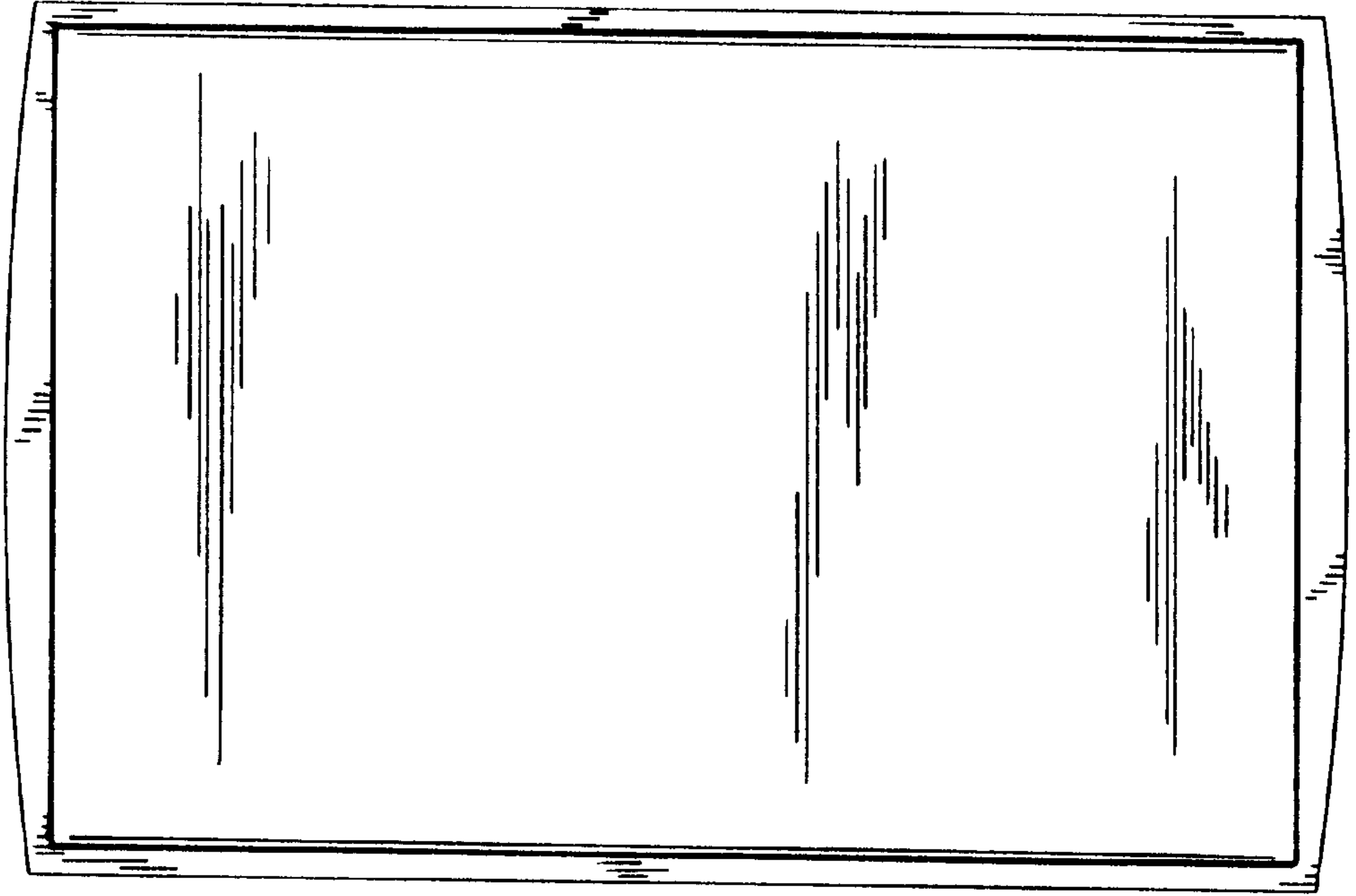


FIG. 4

