



US00D416257S

# United States Patent [19] Simmons

[11] Patent Number: **Des. 416,257**

[45] Date of Patent: **\*\* Nov. 9, 1999**

[54] **PAGER WITH CALLER ID AND CALL PRIORITY**

*Primary Examiner*—Nanda Bondade

[76] Inventor: **Donna L Simmons**, 4211 W. Dickman Rd. #2D, Springfield, Mich. 49015

[57] **CLAIM**

The ornamental design for a pager with caller ID and call priority, as shown and described.

[\*\*] Term: **14 Years**

**DESCRIPTION**

[21] Appl. No.: **29/095,415**

FIG. 1 is a front elevational view of the pager with caller ID and call priority of the present invention;

[22] Filed: **Oct. 22, 1998**

FIG. 2 is a back elevational view of the pager with caller ID and call priority of FIG. 1;

[51] **LOC (6) Cl.** ..... **14-03**

FIG. 3 is a left side elevational view of the pager with caller ID and call priority of FIG. 1;

[52] **U.S. Cl.** ..... **D14/191**

FIG. 4 is a right side elevational view of the pager with caller ID and call priority of FIG. 1;

[58] **Field of Search** ..... D14/188, 191, D14/192, 257; 340/311.1; 455/38.1-38.4, 90, 92, 100, 128, 344

FIG. 5 is a top plan view of the pager with caller ID and call priority of FIG. 1; and,

[56] **References Cited**

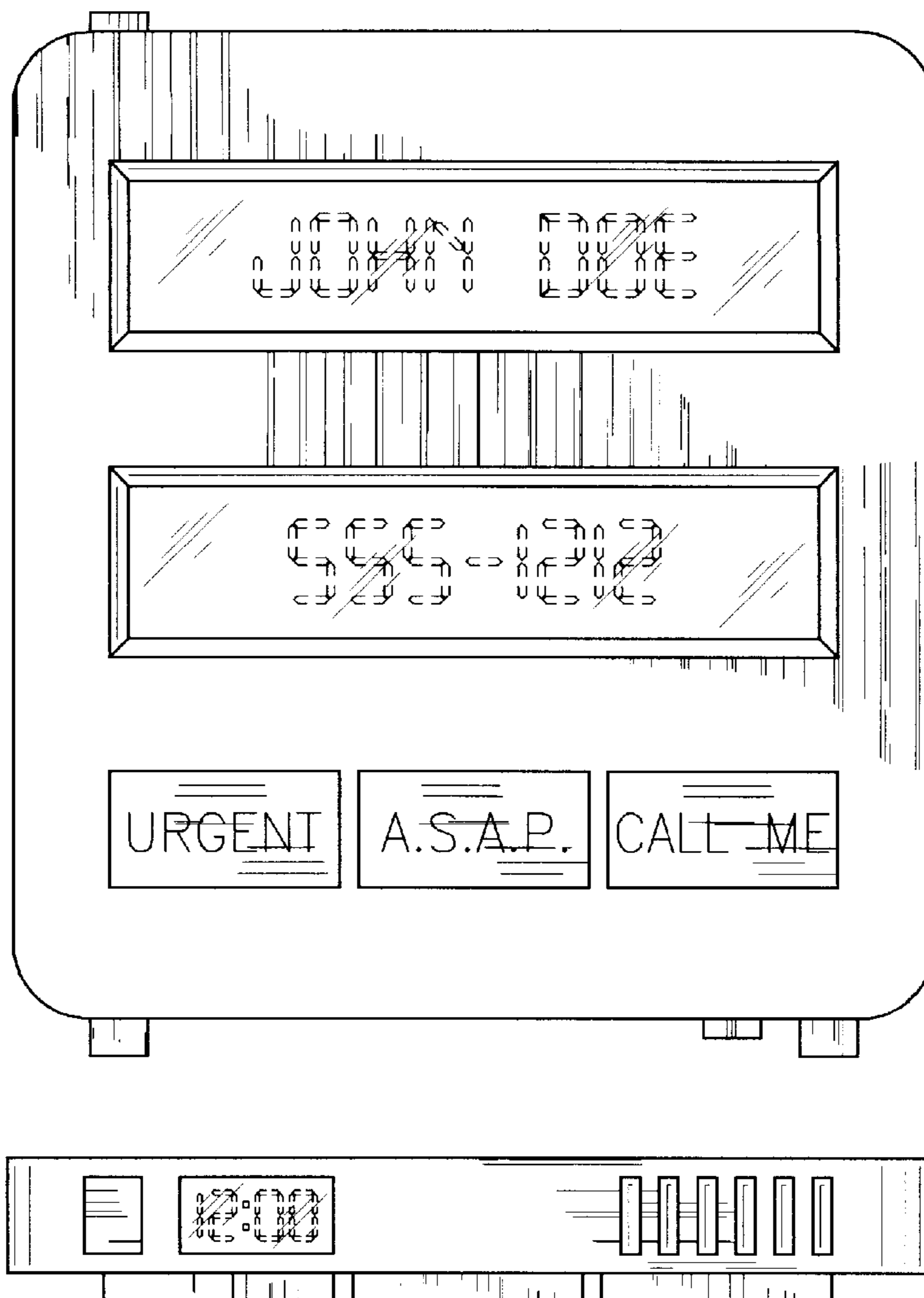
FIG. 6 is a bottom plan view of the pager with caller ID and call priority of FIG. 1.

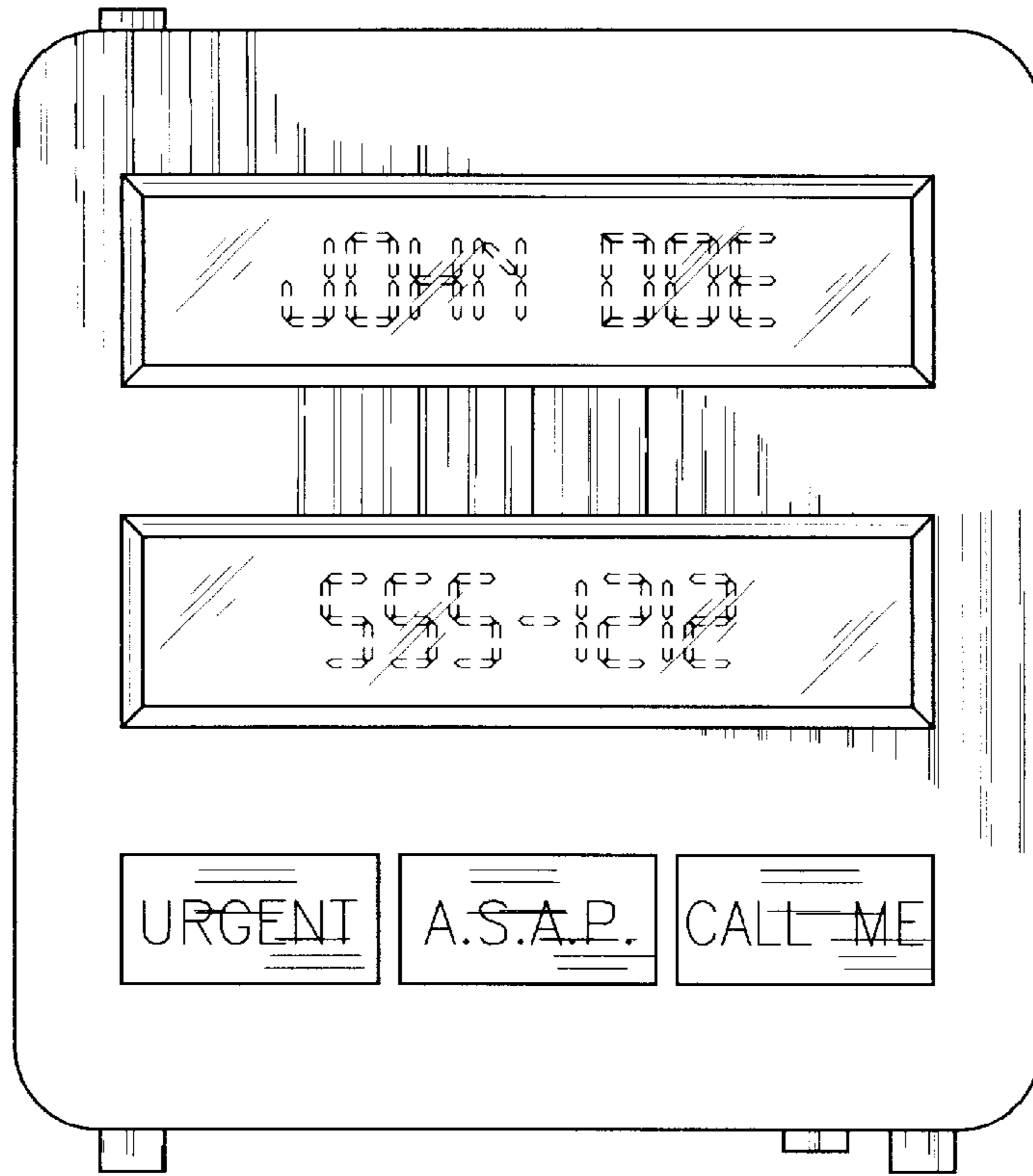
**U.S. PATENT DOCUMENTS**

D. 347,433	5/1994	Wong	.....	D14/191
D. 368,909	4/1996	Fonesca et al.	.....	D14/191
D. 369,166	4/1996	Jones	.....	D14/191
D. 396,466	7/1998	Sibbitt	.....	D14/191


The broken lines showing numbers and letters in FIGS. 1 and 5 are for illustrative purposes only and form no part of the claimed design.

**1 Claim, 2 Drawing Sheets**



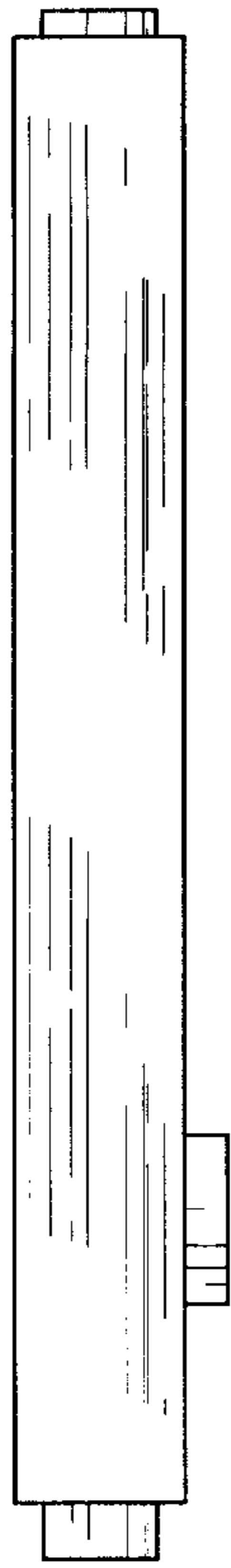


*Fig. 1*



*Fig. 2*


3




*Fig. 3*



*Fig. 4*



*Fig. 5*



*Fig. 6*