



US00D416255S

United States Patent [19]

[11] **Patent Number: Des. 416,255**

Johansson et al.

[45] **Date of Patent: ** Nov. 9, 1999**

[54] **COMMUNICATOR**

[75] Inventors: **Panu Johansson**, Tampere, Finland;
Marc Tappeiner, Santa Barbara;
Sheldon Phillips, Agoura, both of Calif.

D. 392,968 3/1998 Johansson D14/144
D. 396,230 7/1998 Phillips et al. D14/138
D. 398,307 9/1998 Collins D14/144
5,189,632 2/1993 Paaanen et al. D14/144 X

[73] Assignee: **Nokia Mobile Phones Limited**, Espoo, Finland

OTHER PUBLICATIONS
Mobile Computing and Communication, Novatel wWireless ad, Nov. 1997.

[**] Term: **14 Years**

Primary Examiner—Jeffrey Asch
Attorney, Agent, or Firm—Perman & Green, LLP

[21] Appl. No.: **29/084,307**

[57] **CLAIM**

[22] Filed: **Feb. 27, 1998**

The ornamental design for a communicator, as shown and described.

[51] **LOC (6) Cl.** **14-03**

[52] **U.S. Cl.** **D14/144; D14/100; D14/138**

[58] **Field of Search** D14/137, 138,
D14/147-148, 247-248, 250, 240, 140-142,
144, 100, 106, 115; 379/433, 434, 419,
420, 428, 440, 110.01; 455/550-575, 90;
D18/7; 364/708.1, 705.5; 361/863; 345/168-169,
172-173, 905

DESCRIPTION

FIG. 1 is a front elevational view of a communicator, in a closed configuration, showing our new design;
FIG. 2 is a right side elevational view;
FIG. 3 is a left side elevational view thereof;
FIG. 4 is a bottom plan view thereof;
FIG. 5 is a top plan view thereof;
FIG. 6 is a rear elevational view thereof;
FIG. 7 is a bottom, right side, front perspective view thereof, in an open configuration with its antenna raised;
FIG. 8 is a bottom, rear and left side perspective view thereof, and;
FIG. 9 is a bottom, right side, front perspective view thereof, in its closed configuration.

[56] **References Cited**

U.S. PATENT DOCUMENTS

D. 337,764 7/1993 Paton et al. D14/138
D. 373,764 9/1996 Nagele et al. D14/138
D. 377,341 1/1997 Imai et al. D14/100
D. 380,468 7/1997 Tyneski et al. D14/137
D. 388,784 1/1998 Phillips et al. D14/138
D. 390,555 2/1998 Finke-Anlauff D14/138

1 Claim, 6 Drawing Sheets




FIG. 1

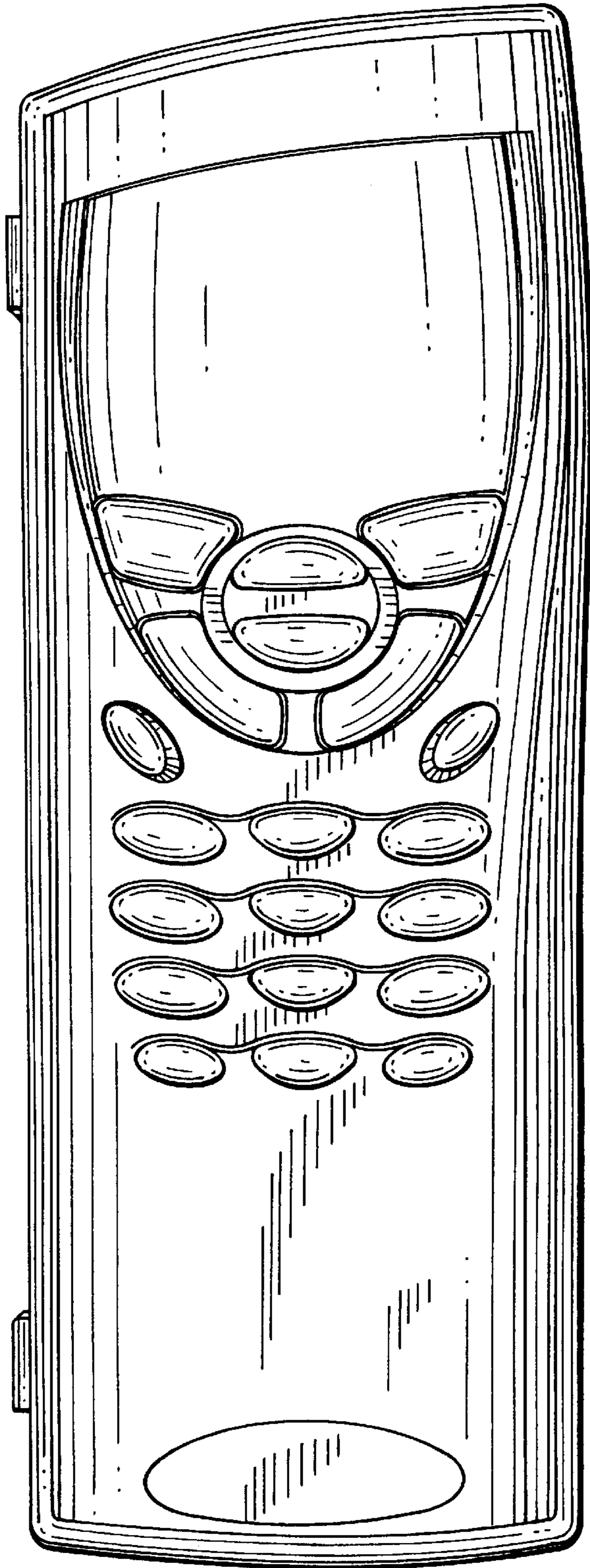


FIG. 2



FIG. 3

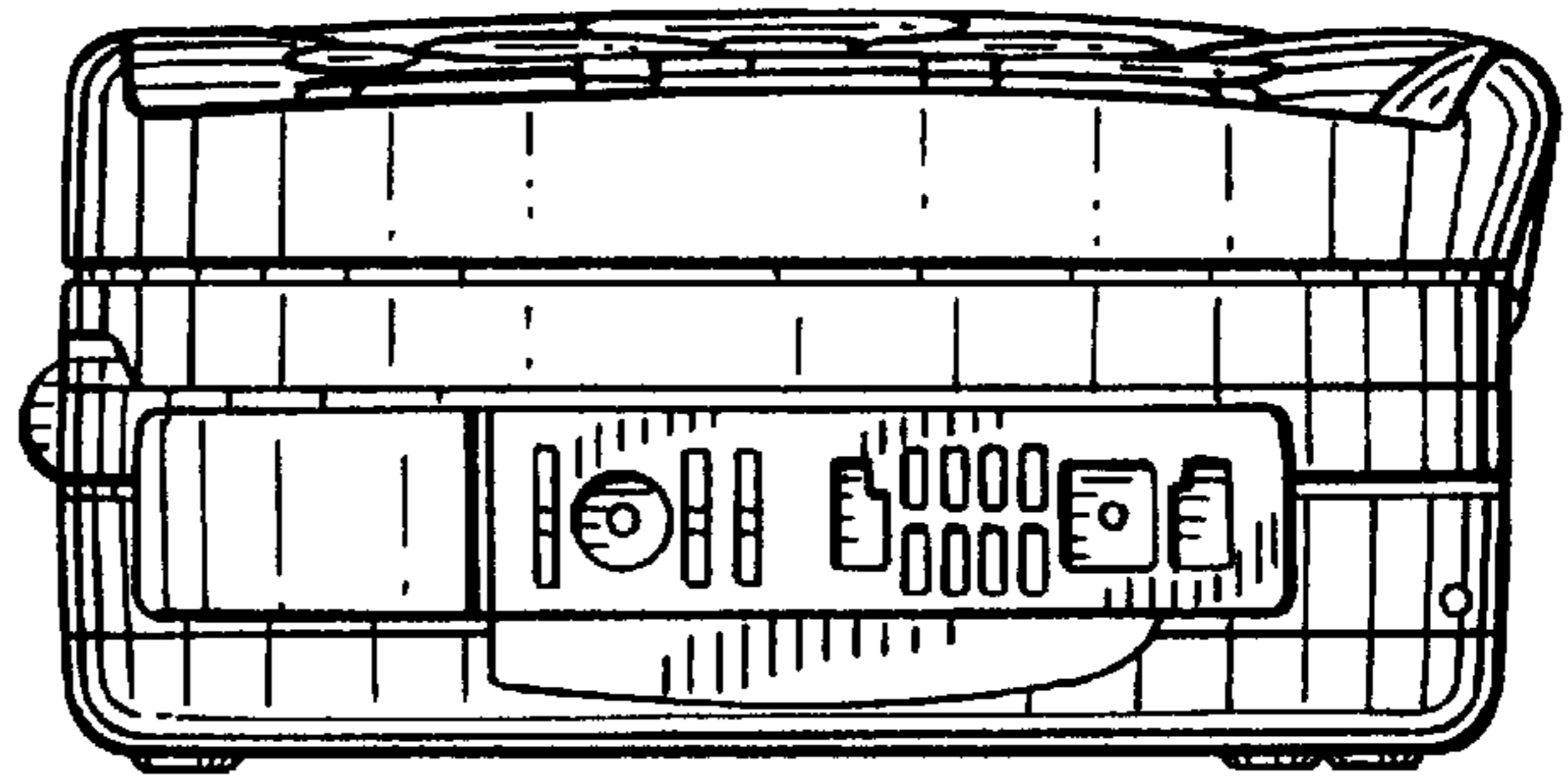
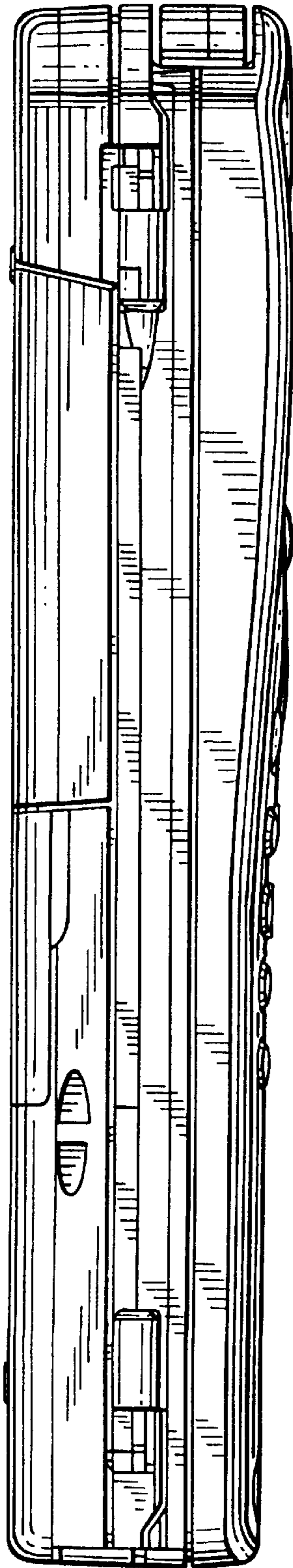


FIG. 4

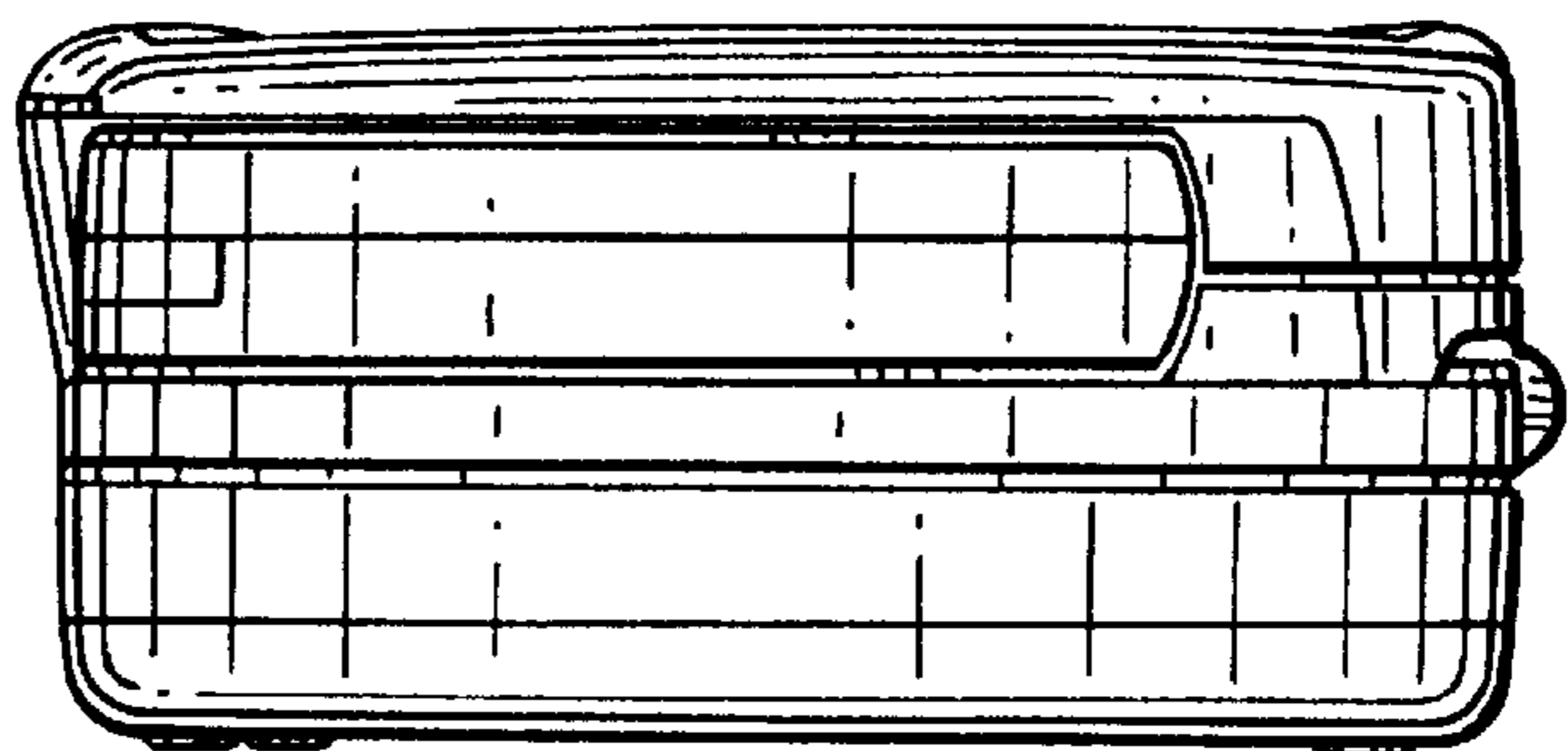


FIG. 5

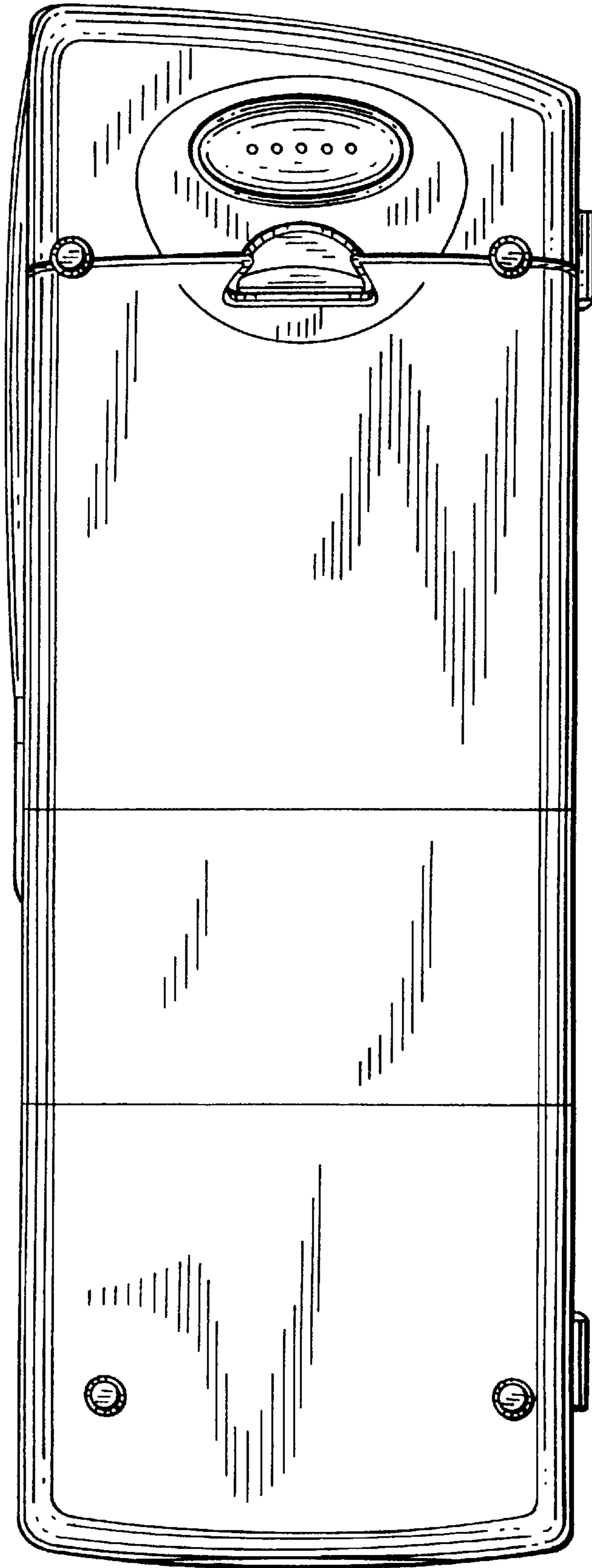


FIG. 6



FIG. 7




FIG. 8

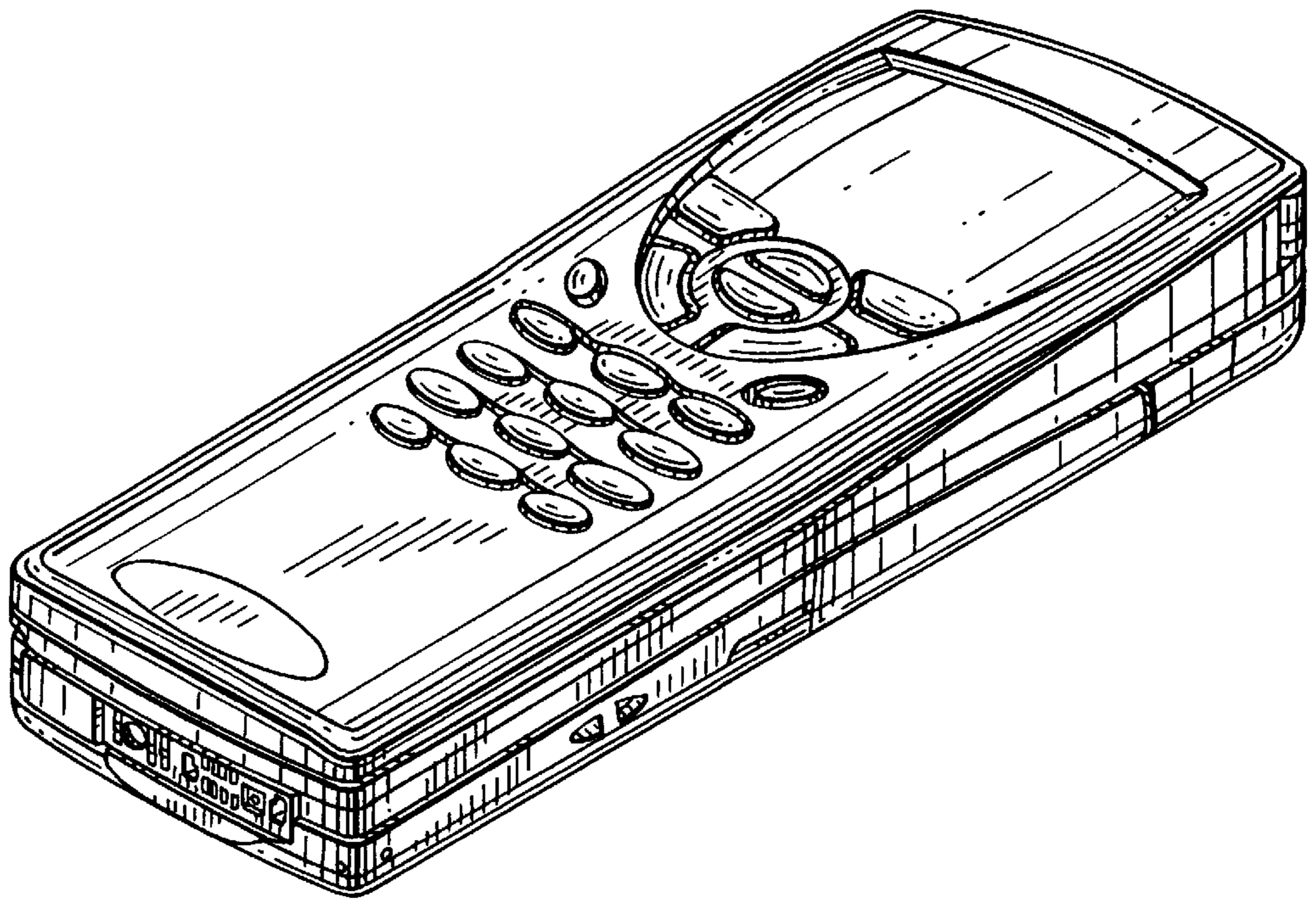


FIG. 9