



US00D416235S

United States Patent [19]

[11] **Patent Number: Des. 416,235**

Hanesworth et al.

[45] **Date of Patent: ** Nov. 9, 1999**

[54] LIGHTING CONTROL CONSOLE

OTHER PUBLICATIONS

[75] Inventors: **John J. Hanesworth**, Madison; **David C. Sund**, Dane, both of Wis.

Strand Lighting Catalogue 1997/1998.
Strand Lighting Mini Lightpalette Brochure © Jun. 1996.
Zero 88 Lighting Sirius 250 & 500 Brochure © 1997.

[73] Assignee: **Electronic Theatre Controls, Inc.**, Middleton, Wis.

Primary Examiner—Alan P. Douglas
Assistant Examiner—Lavone D. Tabor
Attorney, Agent, or Firm—Mason, Kolehmainen, Rathburn & Wyss

[**] Term: **14 Years**

[21] Appl. No.: **29/087,145**

[57] CLAIM

[22] Filed: **Apr. 27, 1998**

We claim the ornamental design for lighting control console, as shown and described.

[51] **LOC (6) Cl.** **13-03**

DESCRIPTION

[52] **U.S. Cl.** **D13/164**

[58] **Field of Search** D13/158, 162, D13/164, 174; 200/5 R, 5 A, 16 C, 252, 536, 550, 563; 315/291, 295, 312-320

FIG. 1 is a top and front perspective view of a lighting control console showing our new design;
FIG. 2 is a top view of the lighting control console;
FIG. 3 is a front view of the lighting control console;
FIG. 4 is a left side view of the lighting control console as viewed in FIG. 2;
FIG. 5 is a right side view of the lighting control console as viewed in FIG. 2; and,
FIG. 6 is a bottom view of the lighting control console.
The rear of the console forms no part of the claimed design.

[56] References Cited

U.S. PATENT DOCUMENTS

D. 280,893	10/1985	Ueda	D13/164
D. 398,289	9/1998	Burke	D13/162
5,414,328	5/1995	Hunt et al.	315/316
5,801,345	9/1998	Mikula-Curtis et al.	200/5 A

1 Claim, 4 Drawing Sheets

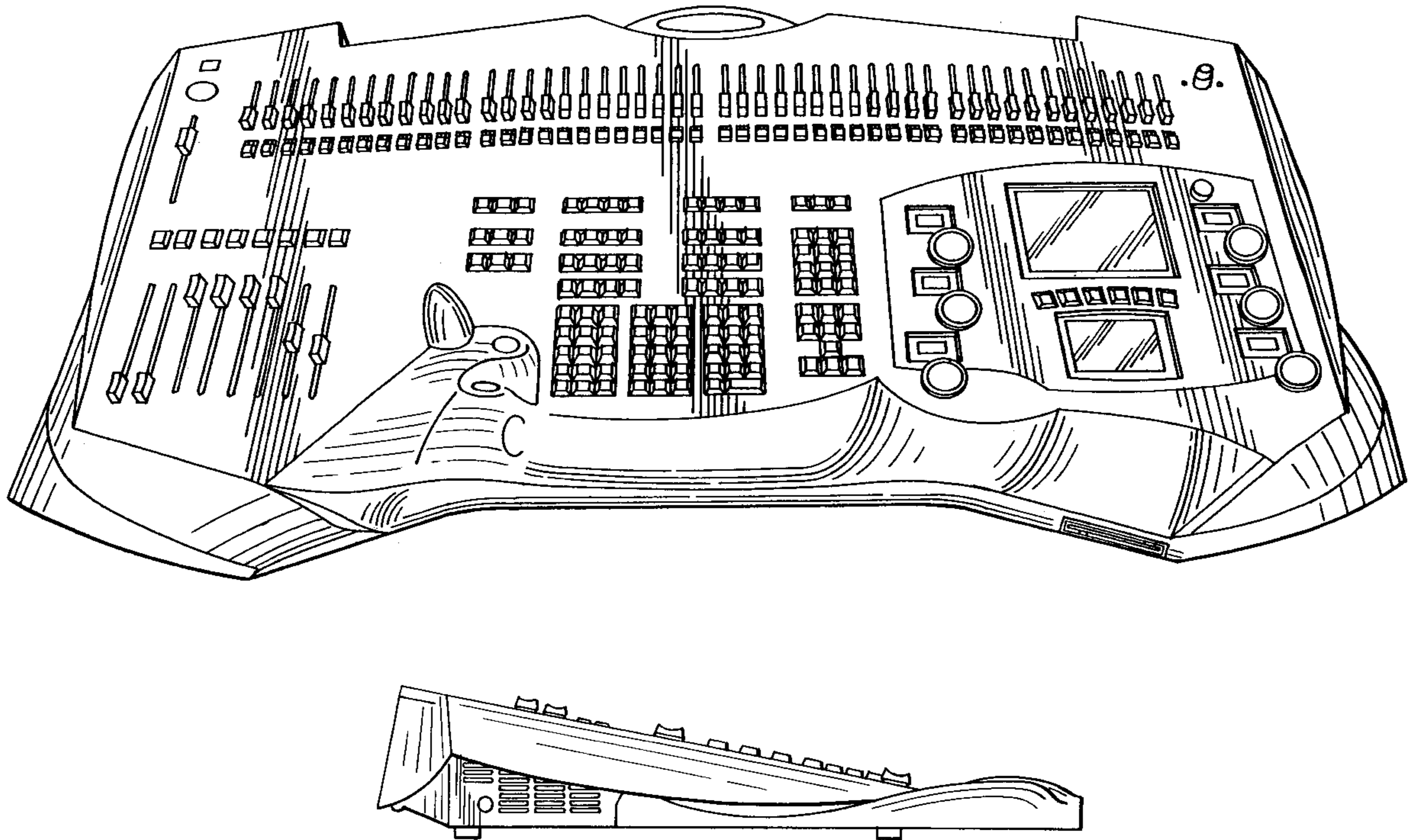


FIG. 1

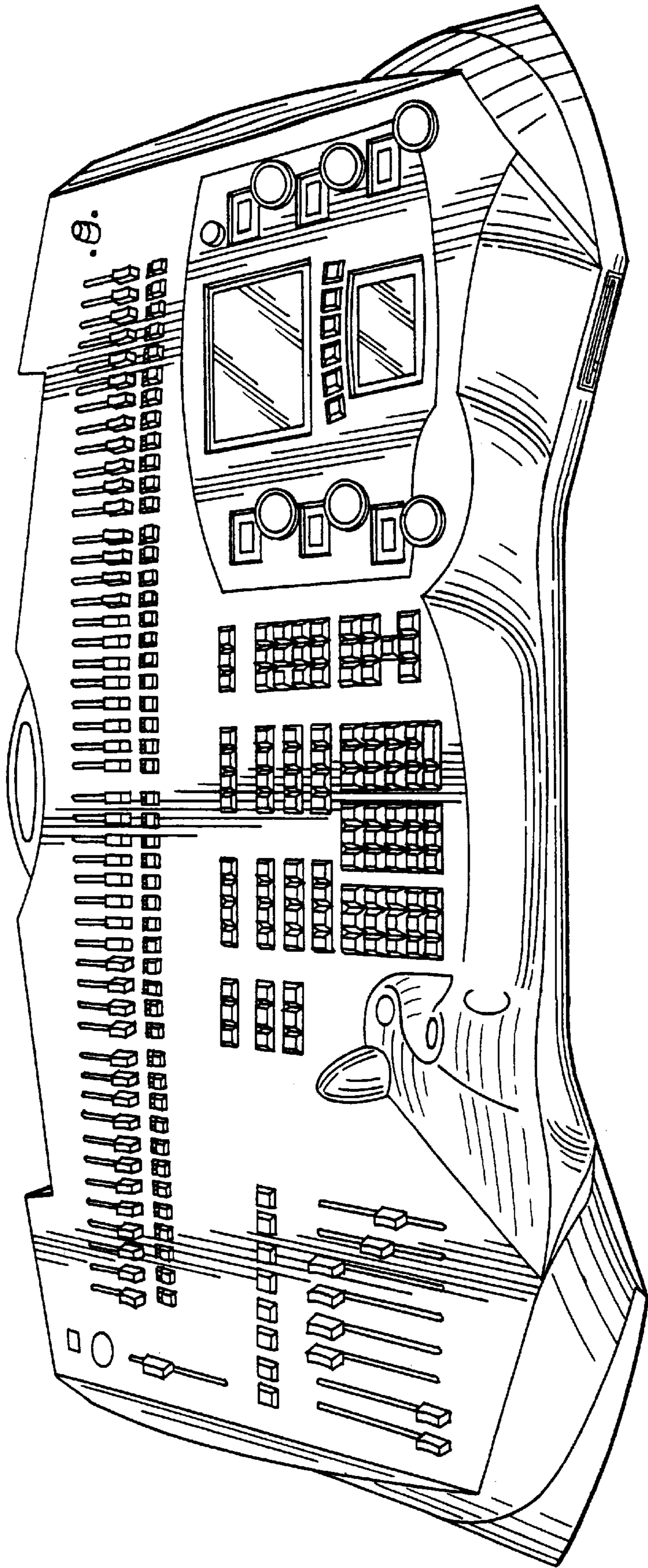


FIG. 2

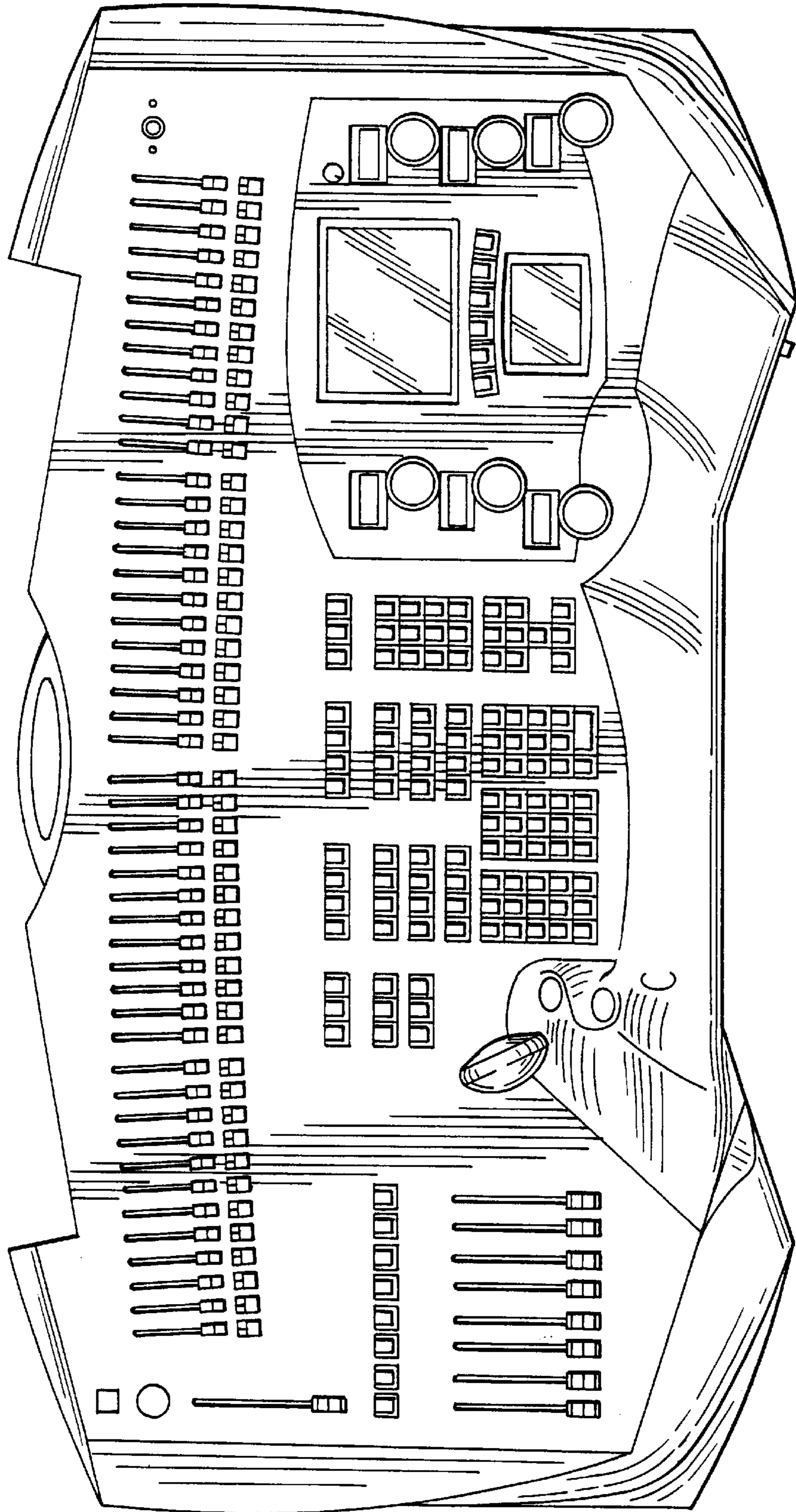


FIG. 3

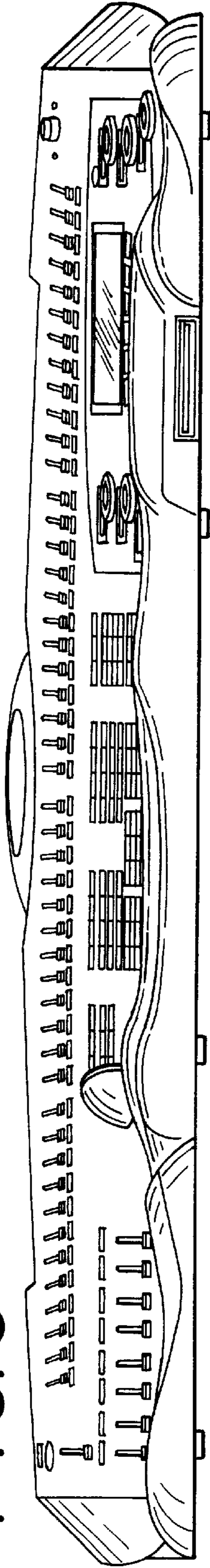


FIG. 4

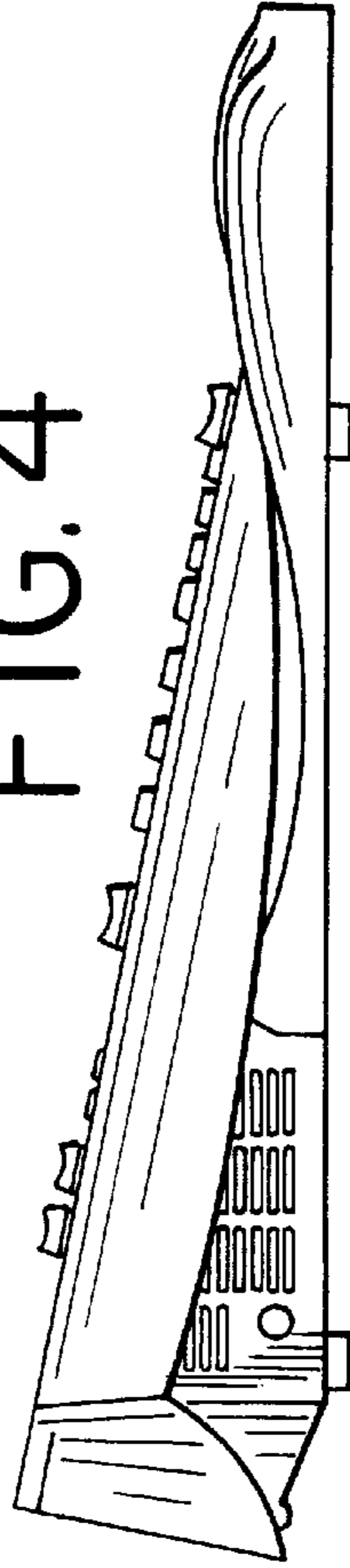


FIG. 5




FIG.6

