



US00D416223S

# United States Patent [19] Carter

[11] **Patent Number: Des. 416,223**

[45] **Date of Patent: \*\* Nov. 9, 1999**

[54] **SPOKE SEGMENT FOR AN AUTOMOTIVE VEHICLE WHEEL**

[75] Inventor: **George Carter**, Garland, Tex.

[73] Assignee: **American Racing Equipment, Inc.**, Rancho Dominguez, Calif.

[\*\*] Term: **14 Years**

[21] Appl. No.: **29/092,115**

[22] Filed: **Aug. 12, 1998**

[51] **LOC (6) Cl.** ..... **12-16**

[52] **U.S. Cl.** ..... **D12/209**

[58] **Field of Search** ..... D12/204-213;  
301/64.1, 65, 37.1

[56] **References Cited**

**U.S. PATENT DOCUMENTS**

D. 208,541	9/1967	Rader	.....	D12/209
D. 215,652	10/1969	Griffith	.....	D12/211
D. 235,988	7/1975	Sandberg	.....	D12/211
D. 241,830	10/1976	Patch	.....	D12/211
D. 316,073	4/1991	Koch	.....	D12/211
D. 335,859	5/1993	Mattin	.....	D12/211
D. 342,714	12/1993	Nikawa	.....	D12/211
D. 371,533	7/1996	Castiglione	.....	D12/209
D. 372,698	8/1996	Mantua	.....	D12/209
D. 372,699	8/1996	Mantua	.....	D12/209
D. 384,320	9/1997	Bhambra	.....	D12/209
D. 385,246	10/1997	Neeper	.....	D12/209
D. 389,448	1/1998	Steinle et al.	.....	D12/209

D. 391,543	3/1998	Renkert	.....	D12/209
D. 392,237	3/1998	Kelley	.....	D12/209
D. 392,611	3/1998	Echazabal et al.	.....	D12/221
D. 397,077	8/1998	Cullen	.....	D12/209
D. 402,250	12/1998	Fike et al.	.....	D12/209

**OTHER PUBLICATIONS**

*Custom Wheels* Spring 1992 catalog, American Racing Equipment, Inc., p. 15, AR-765 wheel.

*Pure USA* 1995 Catalog, Pure Custom Wheels, p. 10, 29 Series wheel.

*History of the 5-Spoke Wheel*, American Racing Equipment, Inc., pp. 2 and 33 (undated).

*Primary Examiner*—Doris V. Coles

*Assistant Examiner*—Stacia Sinuik

*Attorney, Agent, or Firm*—Thompson Hine & Flory LLP

[57] **CLAIM**

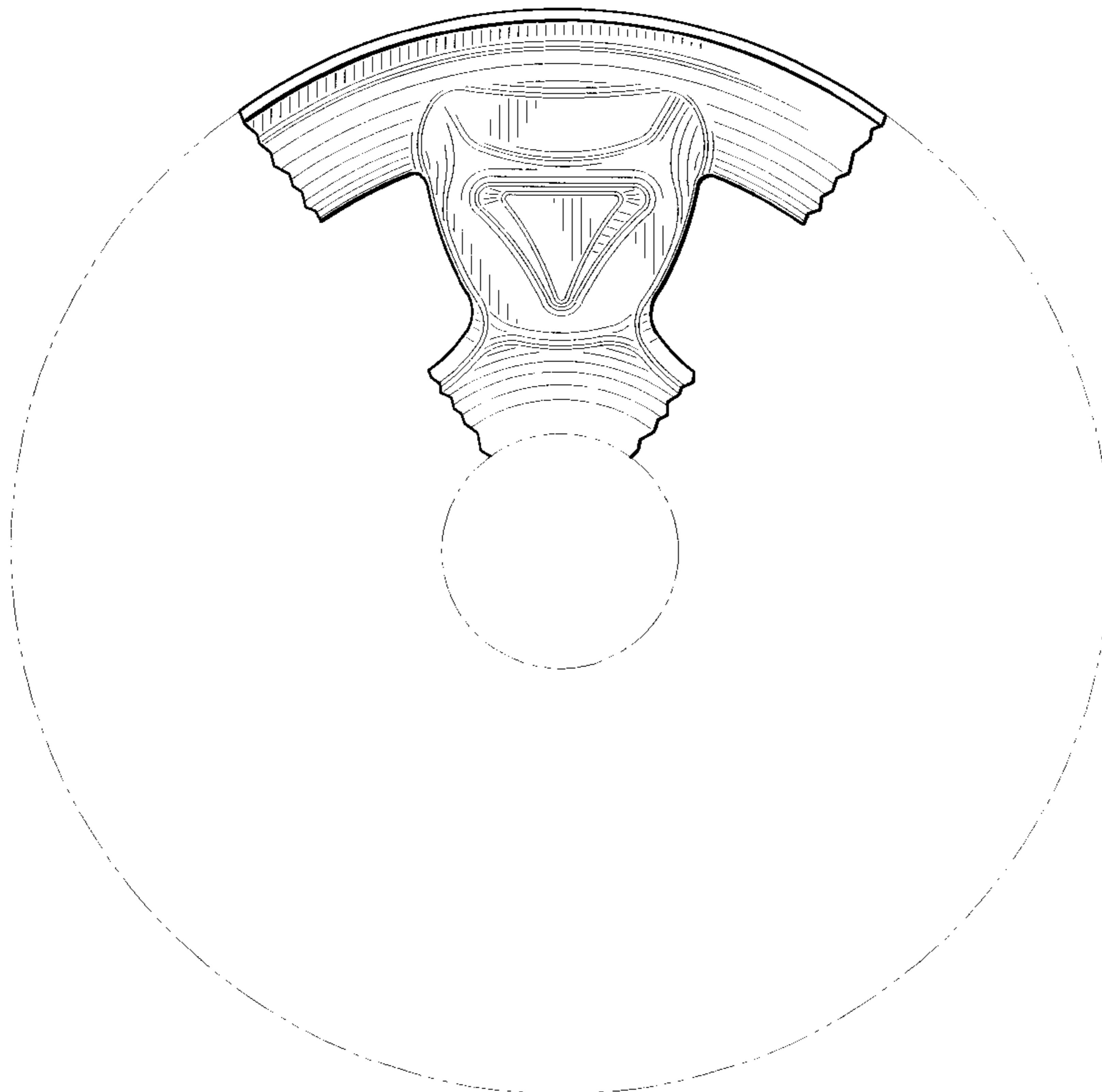
The ornamental design for a spoke segment for an automotive vehicle wheel, as shown and described.

**DESCRIPTION**

FIG. 1 is a perspective view of a spoke segment for an automotive vehicle wheel, showing my new design; and, FIG. 2 is a front view thereof.

The broken lines adjacent to the spoke member in the center hub area define the bounds of the claimed design and form no part thereof while the remaining broken lines depict environment for illustrative purposes only and forms no part of the claimed design.

**1 Claim, 2 Drawing Sheets**



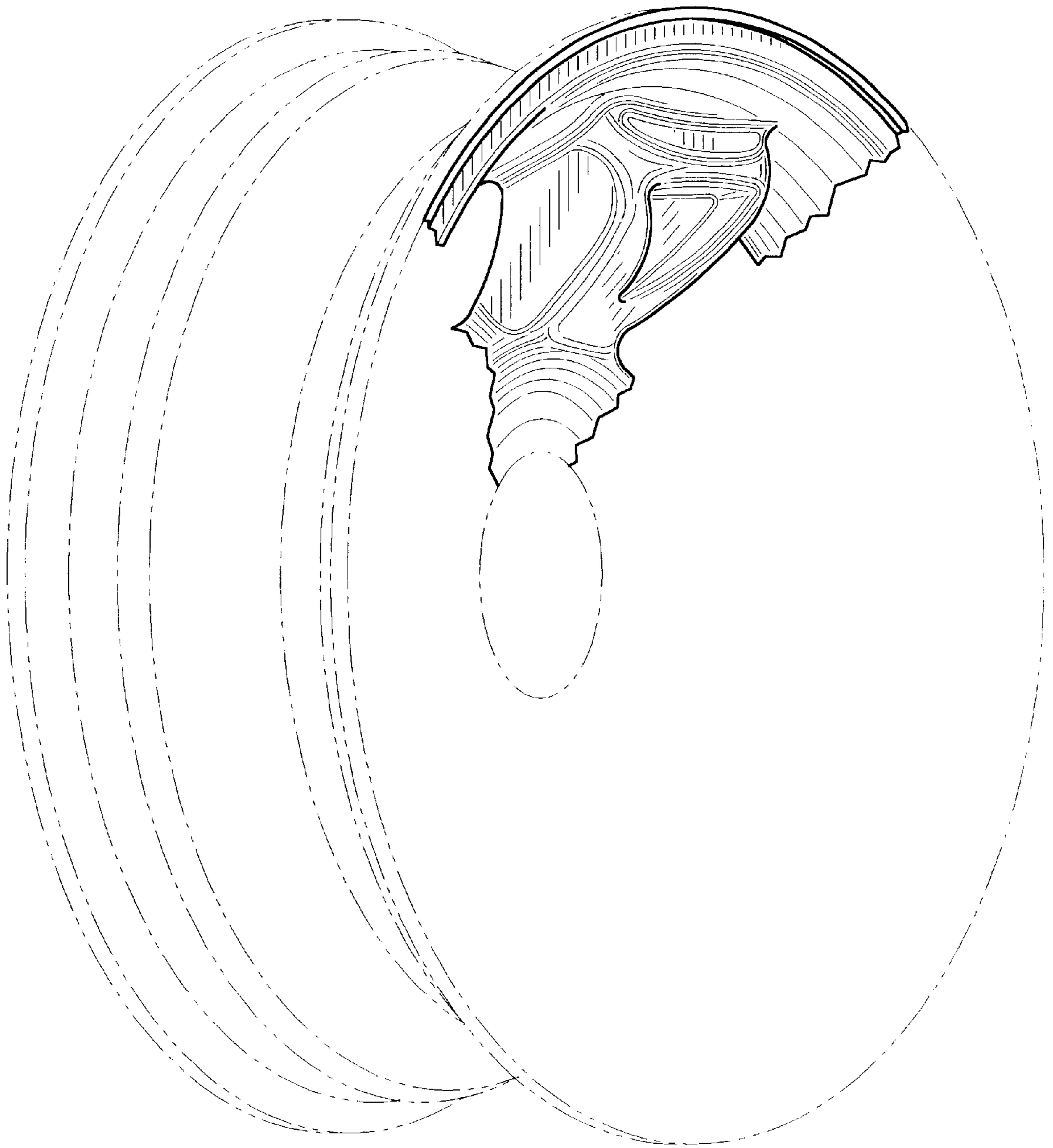


FIG. 1

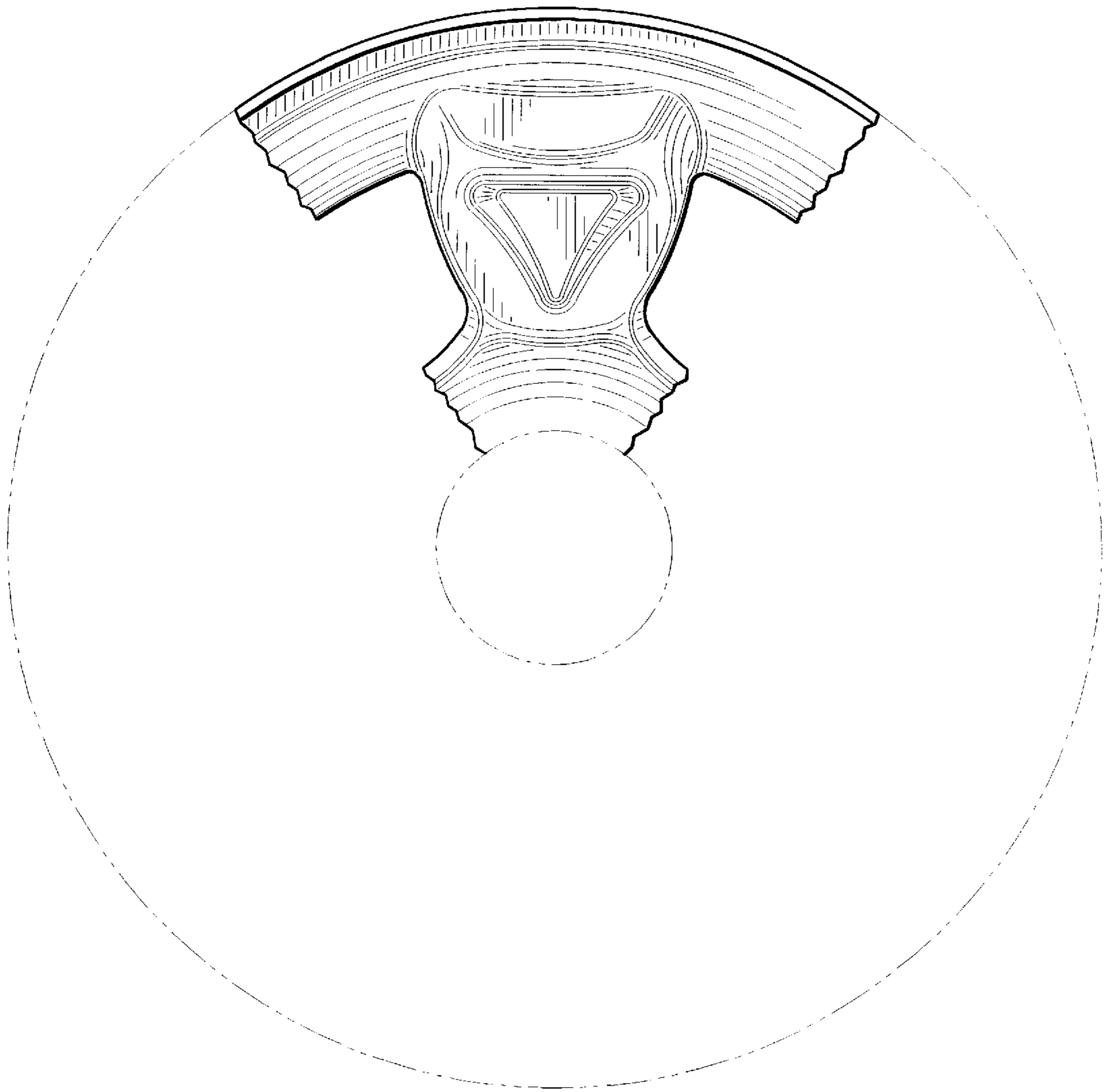


FIG. 2