



US00D416221S

United States Patent [19]

[11] **Patent Number: Des. 416,221**

Sutton et al.

[45] **Date of Patent: ** Nov. 9, 1999**

[54] **EXTERIOR OF A DOOR OF A TRUCK CAB**

Attorney, Agent, or Firm—Jeffrey P. Calfa; Dennis K. Sullivan

[75] Inventors: **Robert A. Sutton**, Clarkston; **John B. Delphia**, White Lake; **Robert W. Anderson**, Detroit, all of Mich.

[57] CLAIM

[73] Assignee: **Navistar International Transportation Corp**, Chicago, Ill.

The ornamental design for an exterior of a door of a truck cab, as shown and described.

[**] Term: **14 Years**

DESCRIPTION

[21] Appl. No.: **29/082,732**

FIG. 1 is a left, front perspective view of a left door embodiment of an exterior of a door of a truck cab showing our new design, it may be understood that the broken lines on all figures are for illustrative purposes only and form no part of the claimed design;

[22] Filed: **Jan. 28, 1998**

[51] **LOC (6) Cl.** **12-16**

[52] **U.S. Cl.** **D12/196**

[58] **Field of Search** D12/196, 96, 99, D12/100; 296/27, 190; 180/89.12-89.14, 89.16

FIG. 2 is a side view of the embodiment of the invention shown in FIG. 1;

FIG. 3 is a top view of the embodiment of the invention shown in FIG. 1;

[56] References Cited

U.S. PATENT DOCUMENTS

D. 306,421	3/1990	Allendorph et al. .	
D. 306,714	3/1990	Allendorph .	
D. 307,126	4/1990	Allendorph et al. .	
D. 315,329	3/1991	Listen et al.	D12/196
D. 328,273	7/1992	McGrew et al. .	
D. 335,272	5/1993	Allendorph et al. .	
D. 344,472	2/1994	Savio	D12/96
D. 367,443	2/1996	Satto et al.	D12/96
D. 391,908	3/1998	Allendorph et al. .	
D. 394,026	5/1998	Hellhake et al.	D12/96
D. 403,620	1/1999	Abalos et al.	D12/96

FIG. 4 is a front view of the embodiment of the invention shown in FIG. 1;

FIG. 5 is a rear view of the embodiment of the invention shown in FIG. 1;

FIG. 6 is a right, front perspective view of a second embodiment of a right door of an exterior of a door of a truck cab showing our new design;

FIG. 7 is a right side view of the embodiment of the invention shown in FIG. 6;

OTHER PUBLICATIONS

Brochure AD-43656A from Navistar International Transportation Corp., 1996.

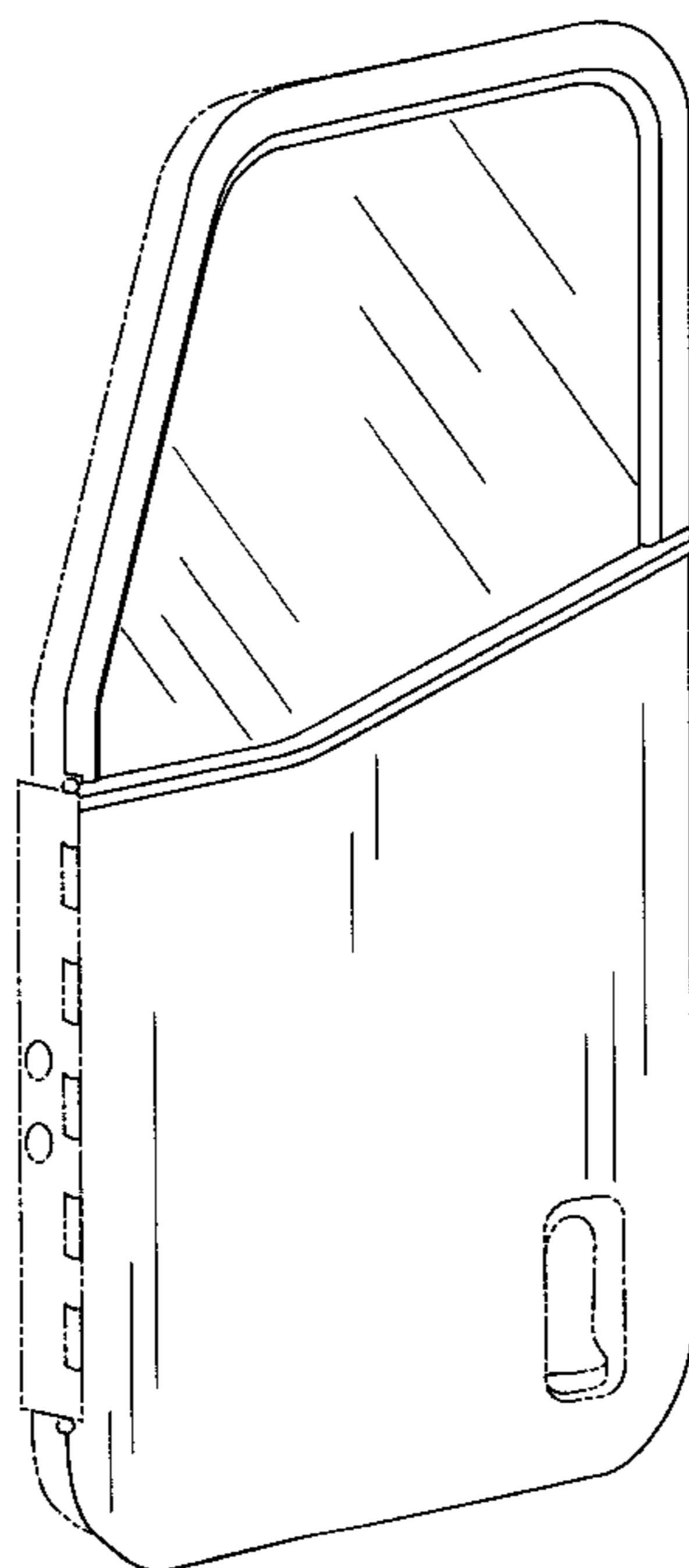
FIG. 8 is a top view of the embodiment of the invention shown in FIG. 6;

FIG. 9 is a rear view of the embodiment of the invention shown in FIG. 6; and,

FIG. 10 is a front view of the embodiment of the invention shown in FIG. 6.

Primary Examiner—Melody N. Brown

1 Claim, 6 Drawing Sheets



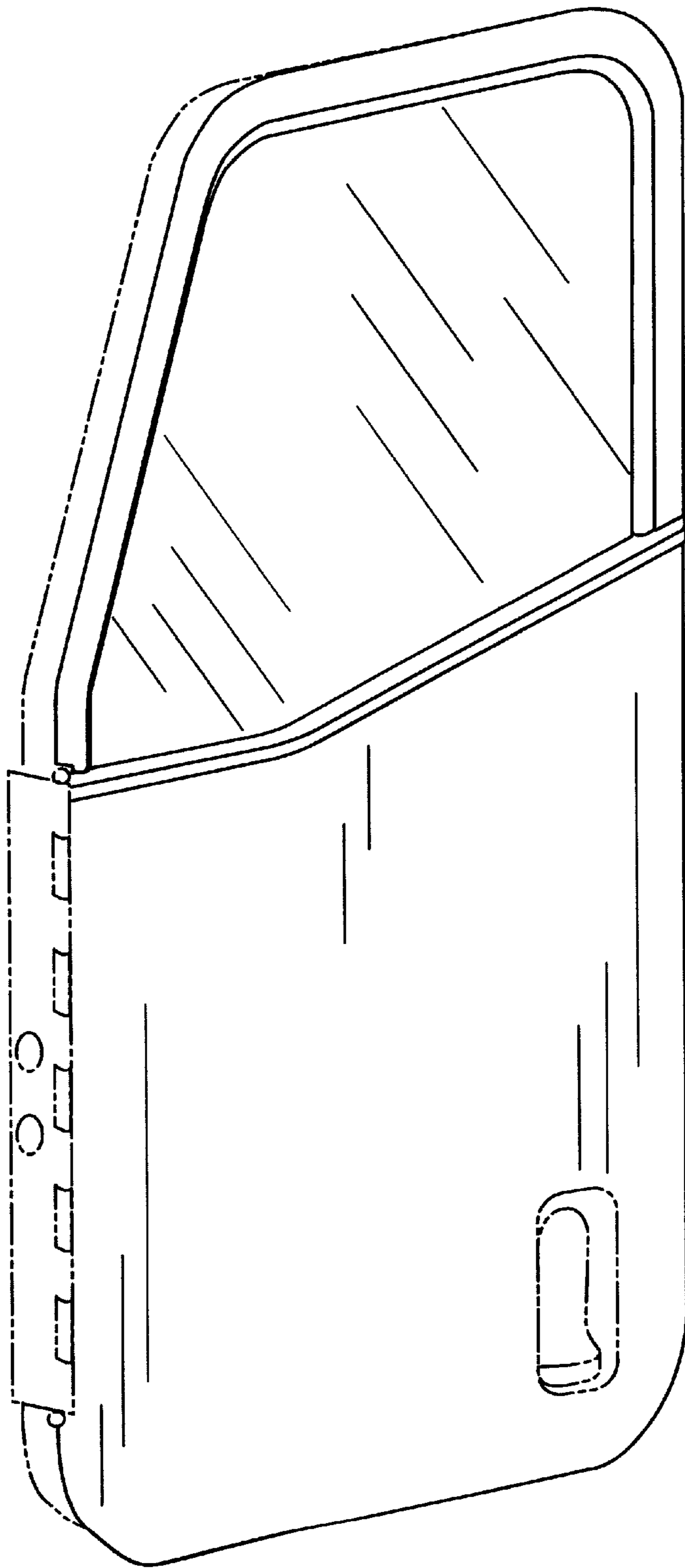


Fig. 1

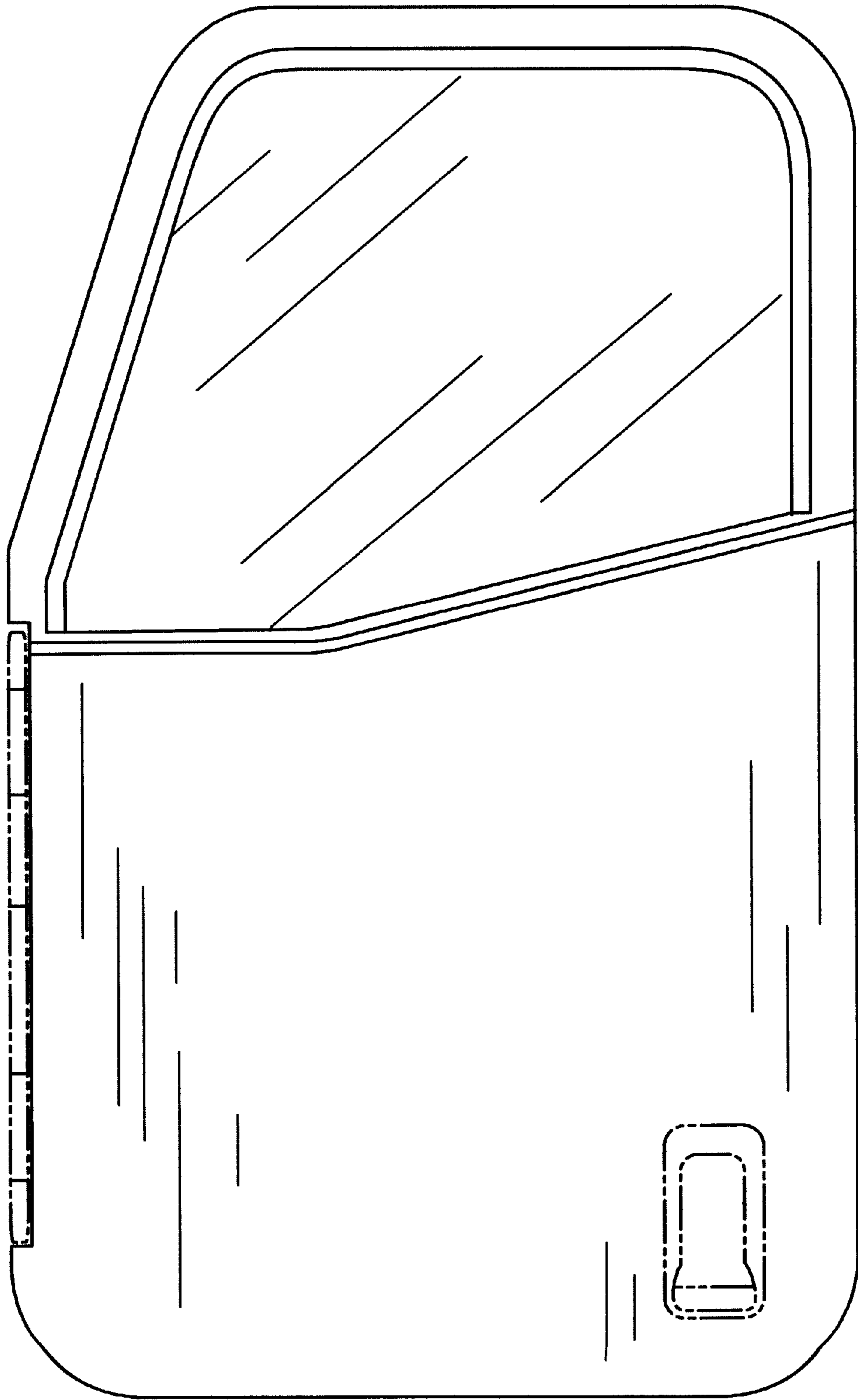


Fig. 2



Fig. 3

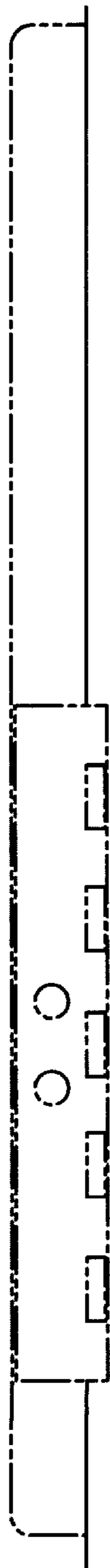


Fig. 4

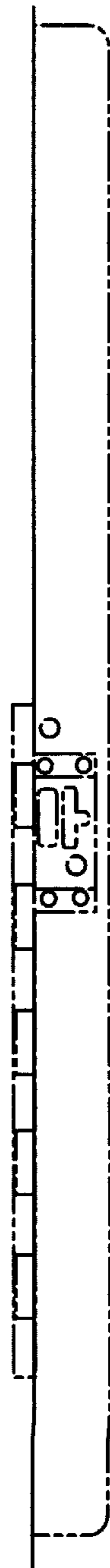


Fig. 5




Fig. 6

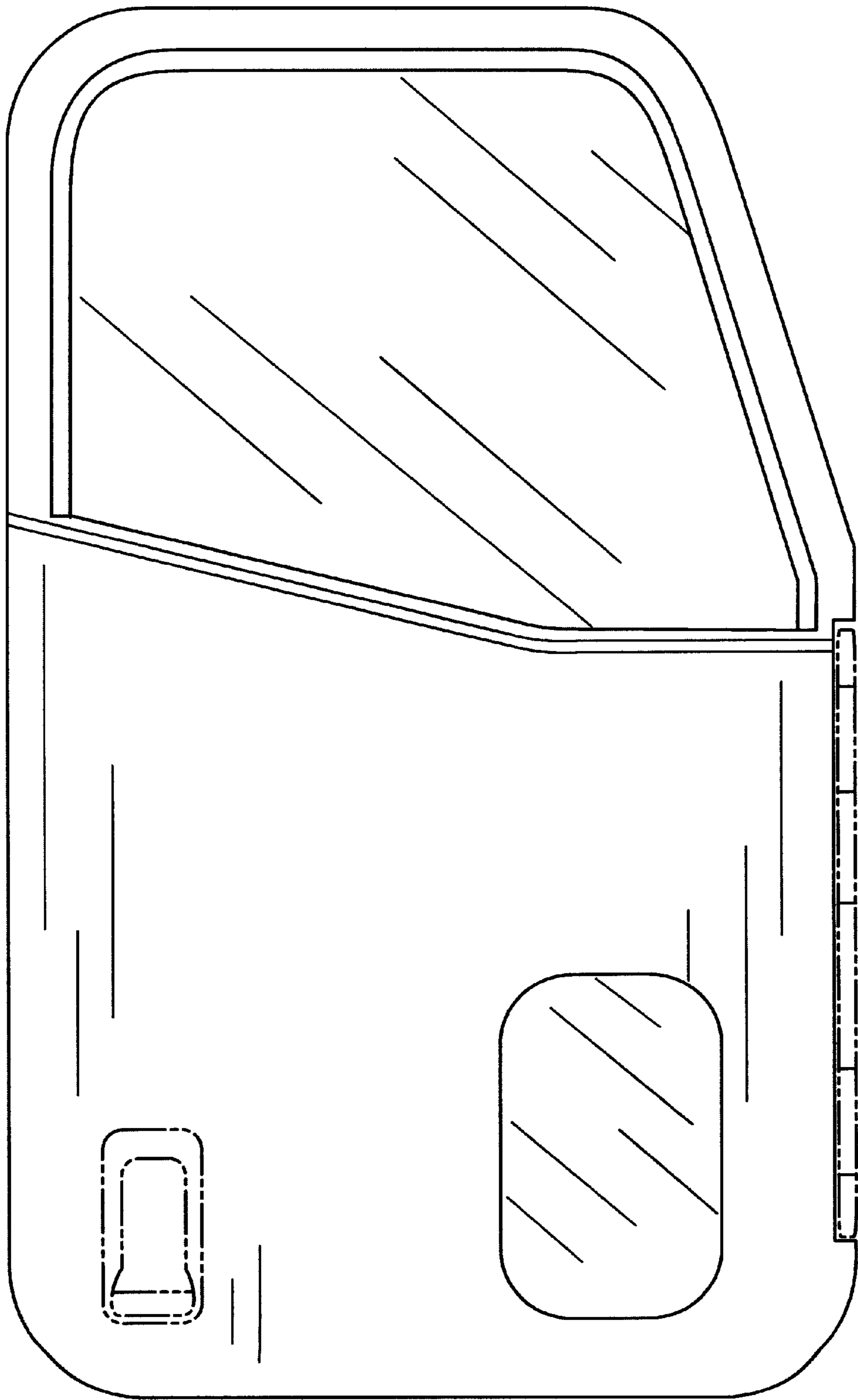


Fig. 7



Fig. 8



Fig. 9

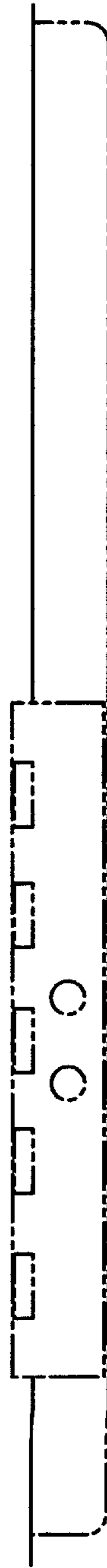


Fig. 10