



US00D416205S

United States Patent [19]

Aellen

[11] **Patent Number: Des. 416,205**

[45] **Date of Patent: ** Nov. 9, 1999**

[54] **COMBINED WATCH CASE AND BRACELET**

[75] Inventor: **Pierre-André Aellen**, Le Landeron, Switzerland

[73] Assignee: **Montres Itraco Cie SA**, Oberrieden, Switzerland

[**] Term: **14 Years**

[21] Appl. No.: **29/097,095**

[22] Filed: **Nov. 30, 1998**

[30] **Foreign Application Priority Data**

Jun. 10, 1998 [XH] Hague Agreement DM/044263

[51] **LOC (6) Cl.** **10-02**

[52] **U.S. Cl.** **D10/32; D10/126**

[58] **Field of Search** D10/1-40, 122-132; D11/3-25; 63/1.1, 3, 5, 11; 368/276-277, 280-282, 285

[56] **References Cited**

U.S. PATENT DOCUMENTS

- D. 218,342 8/1970 Rice .
- D. 353,340 12/1994 Burgener D10/32
- D. 356,956 4/1995 Hitter D10/32

- D. 358,777 5/1995 Polenberg D10/39
- D. 365,767 1/1996 Hitter D10/32
- D. 365,772 1/1996 Wunderman D10/32
- D. 378,739 4/1997 Strasser D10/32
- D. 400,110 10/1998 Polenberg D10/39
- 4,337,530 6/1982 Toft, Jr. 368/62

OTHER PUBLICATIONS

Design Elements May 9, 1983-p. 68-star designs at top left&right-center.

Primary Examiner—Nelson C. Holtje
Attorney, Agent, or Firm—McGlew and Tuttle, P.C.

[57] **CLAIM**

The ornamental design for a combined watch case and bracelet, as shown and described.

DESCRIPTION

FIG. 1 is a front view of my new design, FIG. 2 is a back view; FIG. 3 is a right perspective view, FIG. 4 is a right side view; FIG. 5 is a left side view; FIG. 6 is a bottom view; and, FIG. 7 is a top view.

1 Claim, 2 Drawing Sheets





Fig. 1




Fig. 2



Fig. 3



Fig. 4



Fig. 5




Fig. 6




Fig. 7