



US00D416186S

United States Patent [19] Balolia

[11] Patent Number: Des. 416,186

[45] Date of Patent: ** Nov. 9, 1999

[54] TOOL HANDLE

[75] Inventor: Shiraz Balolia, Bellingham, Wash.

[73] Assignee: Gutmann Cutlery, Inc., Bellingham, Wash.

[**] Term: 14 Years

[21] Appl. No.: 29/097,597

[22] Filed: Dec. 9, 1998

[51] LOC (6) Cl. 08-05

[52] U.S. Cl. D8/107

[58] Field of Search D8/52, 55, 58,
D8/105, 107; 7/125, 127, 128, 168; 16/111.1;
81/489, 490

[56] References Cited

U.S. PATENT DOCUMENTS

D. 368,634 4/1996 Frazer D8/105
5,809,599 9/1998 Frazer 7/128

Primary Examiner—James Gandy
Assistant Examiner—Reid Hecker
Attorney, Agent, or Firm—Michael R. Schacht; Hughes & Schacht, P.S.

[57] CLAIM

The ornamental design for a tool handle, as shown and described.

DESCRIPTION

FIG. 1 is a front elevation view of a tool handle showing my new design
FIG. 2 is a side elevation view thereof;
FIG. 3 is a rear elevation view thereof;
FIG. 4 is an opposite side elevation view thereof;
FIG. 5 is a top plan view thereof;
FIG. 6 is a bottom plan view thereof;
FIG. 7 is a front elevation view of a tool handle showing a second embodiment thereof, which differs from the first embodiment only by the inclusion of a second duplicate handle member;
FIG. 8 is a side elevation view of FIG. 7, the opposite side being a mirror image thereof;
FIG. 9 is a rear elevation view of FIG. 7;
FIG. 10 is a top plan view of FIG. 7;
FIG. 11 is a bottom plan view of FIG. 7;
FIG. 12 is a front elevation view of the tool handle of FIG. 7 oriented in its condition of use; and,
FIG. 13 is a side elevation view of FIG. 12.
The broken line showing of exemplary tool components in FIGS. 4, 12, and 13 of the drawing is for illustrative purposes only and forms no part of the claimed design.

1 Claim, 5 Drawing Sheets

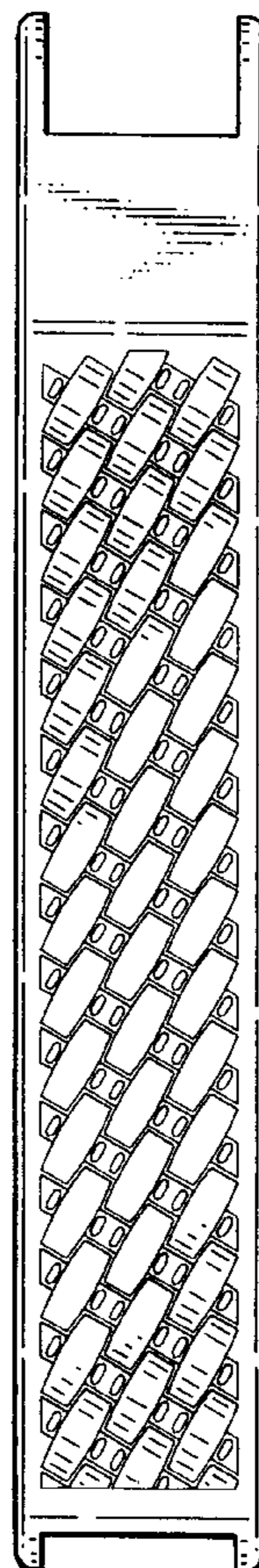
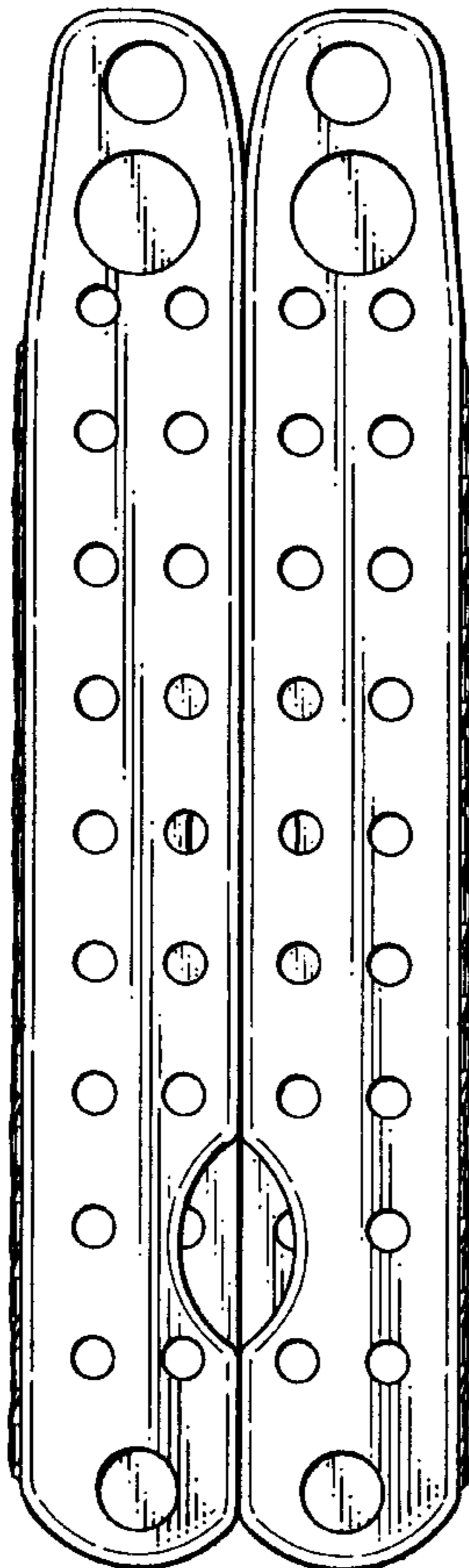


FIG. 1

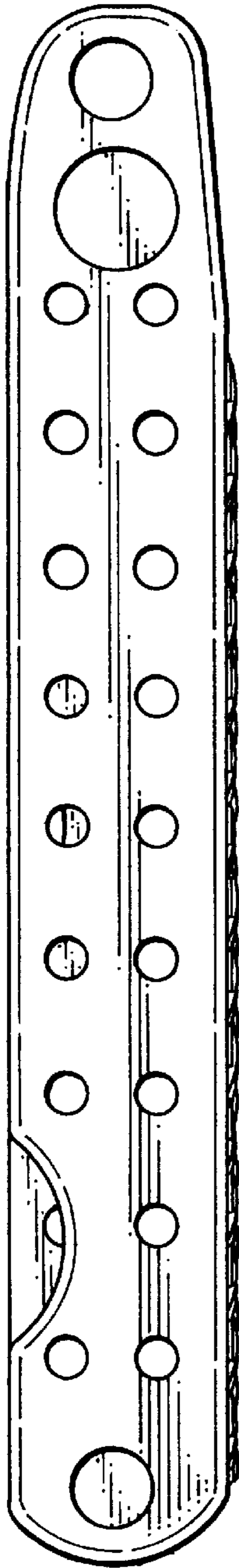


FIG. 2

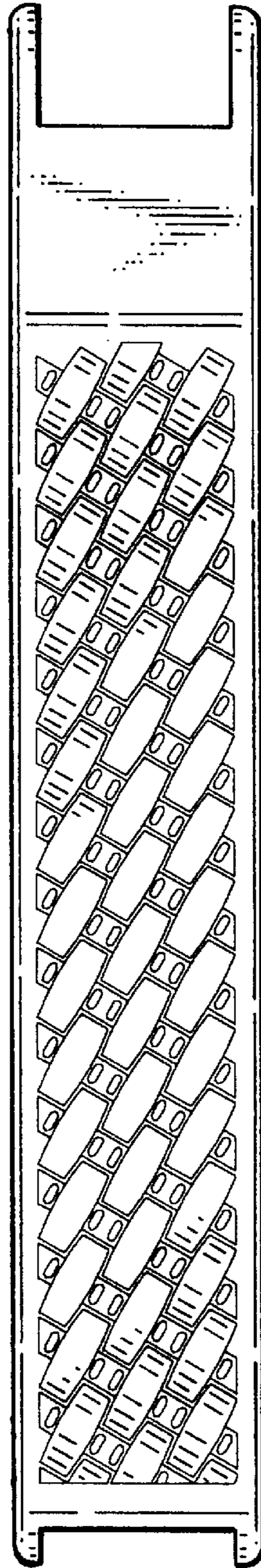


FIG. 3




FIG. 4

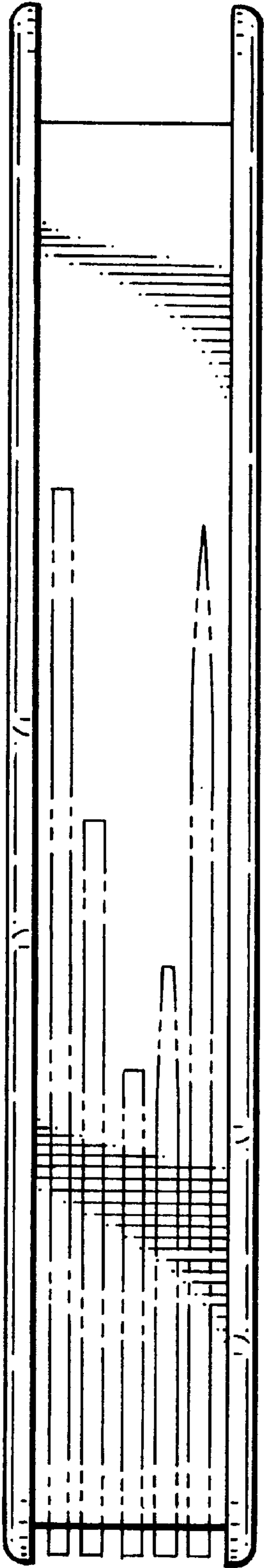


FIG. 5




FIG. 6




FIG. 7

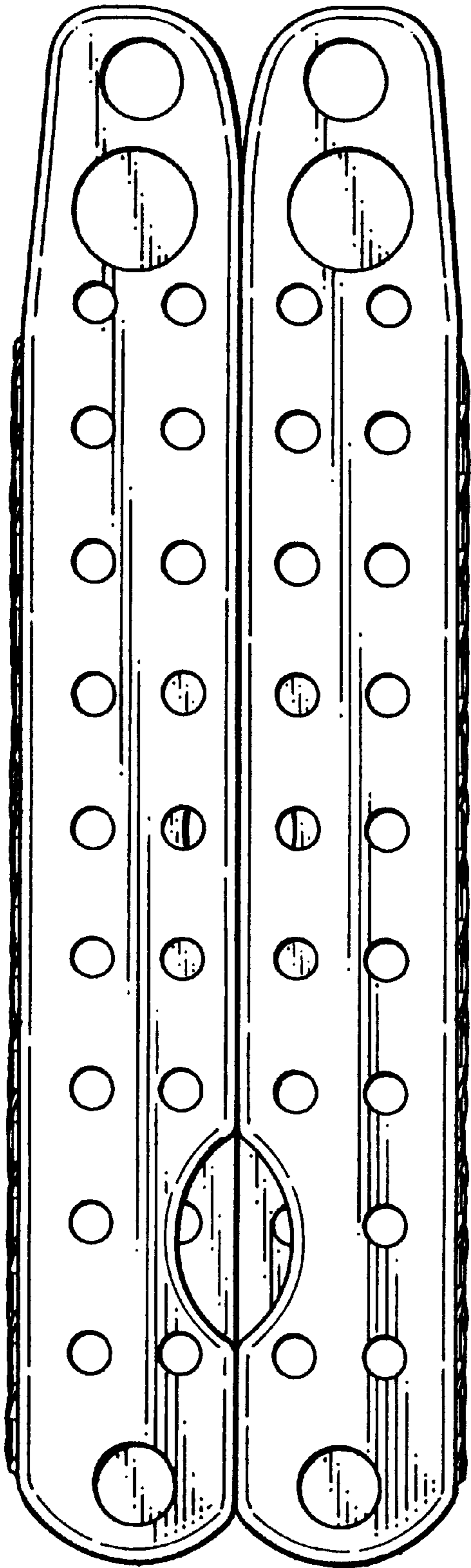


FIG. 8

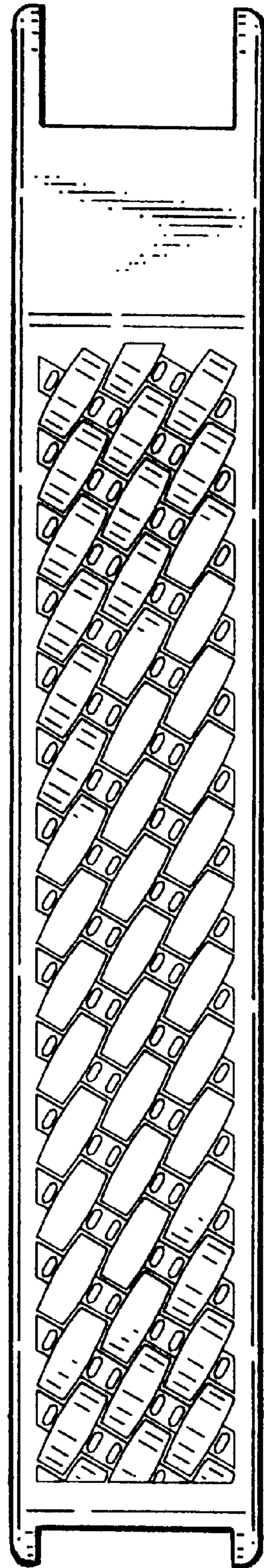


FIG. 9




FIG. 10




FIG. 11




FIG. 12

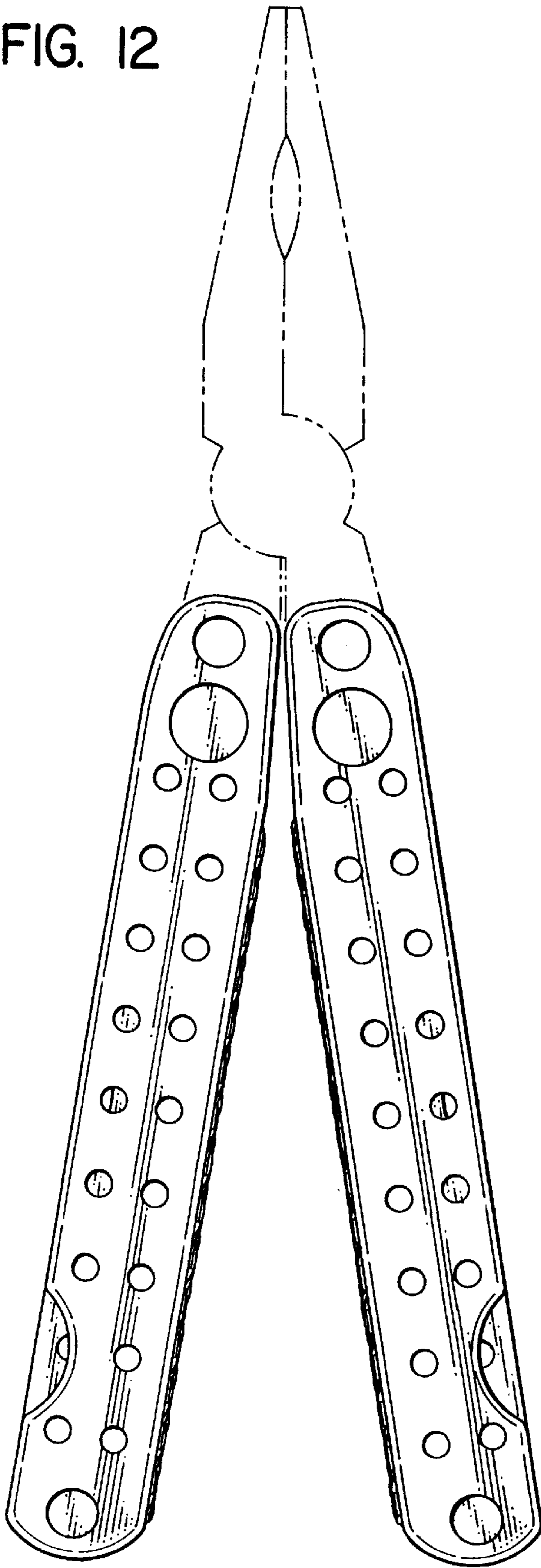


FIG. 13

