



US00D416184S

United States Patent [19]
Gathmann

[11] **Patent Number: Des. 416,184**

[45] **Date of Patent: ** Nov. 9, 1999**

[54] **HANDLE FOR PLIERS**

409,097 8/1889 Casey 16/116 R

[75] Inventor: **Lutz Gathmann**, Düsseldorf, Germany

OTHER PUBLICATIONS

[73] Assignee: **Breitfeld & Schliekert GmbH**, Karben, Germany

Snap-On Industrial Catalog 67-P, p. 81, "Heavy Duty Combination Plier (C)" and Insulating Handle Grips (M), Jul. 1967.

[**] Term: **14 Years**

Snap-On Industrial Catalog 67-P, p. 83, "Needle Nose Pliers 9A)" Jul. 1967.

[21] Appl. No.: **29/094,251**

Primary Examiner—Alan P. Douglas

[22] Filed: **Sep. 29, 1998**

Assistant Examiner—Reid Hecker

[30] **Foreign Application Priority Data**

Attorney, Agent, or Firm—Goodman & Teitelbaum, Esqs.

Jul. 30, 1998 [WO] WIPO DM044693

[57] **CLAIM**

[51] **LOC (6) Cl.** **08-05**

The ornamental design for a handle for pliers, as shown and described.

[52] **U.S. Cl.** **D8/107; D8/58**

DESCRIPTION

[58] **Field of Search** D8/52, 58, DIG. 7; 81/300, 415, 427.5

FIG. 1 is a top, front perspective view of a handle for pliers, showing my new design;

[56] **References Cited**

U.S. PATENT DOCUMENTS

- D. 57,252 3/1921 Myers D8/58
- D. 177,537 4/1956 Schinske D8/58
- D. 220,242 3/1971 David D8/58
- D. 281,452 11/1985 Kurz D24/153

FIG. 2 is a bottom plan view thereof; and,

FIG. 3 is a rear elevational view thereof.

The broken line showing of a head portion of the pliers in FIGS. 1 through 3 is for illustrative purposes only and forms no part of the claimed design.

1 Claim, 1 Drawing Sheet

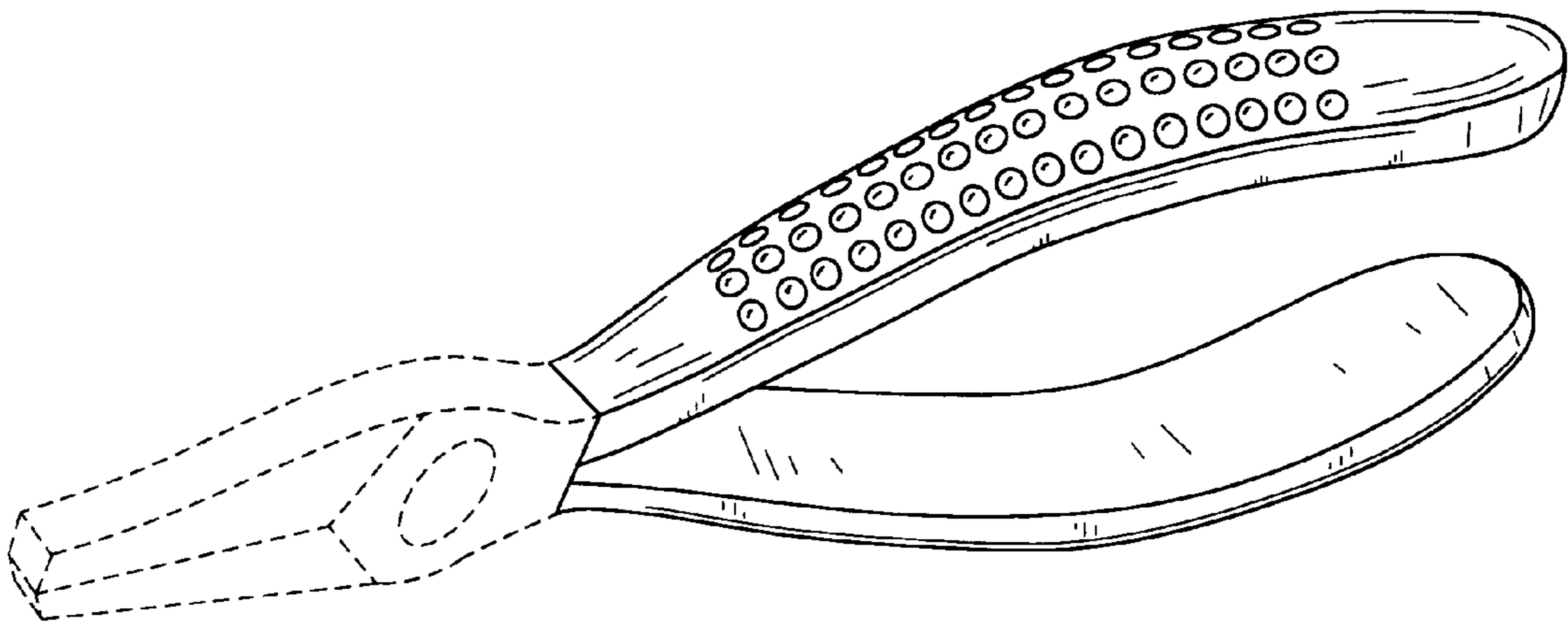


FIG.1

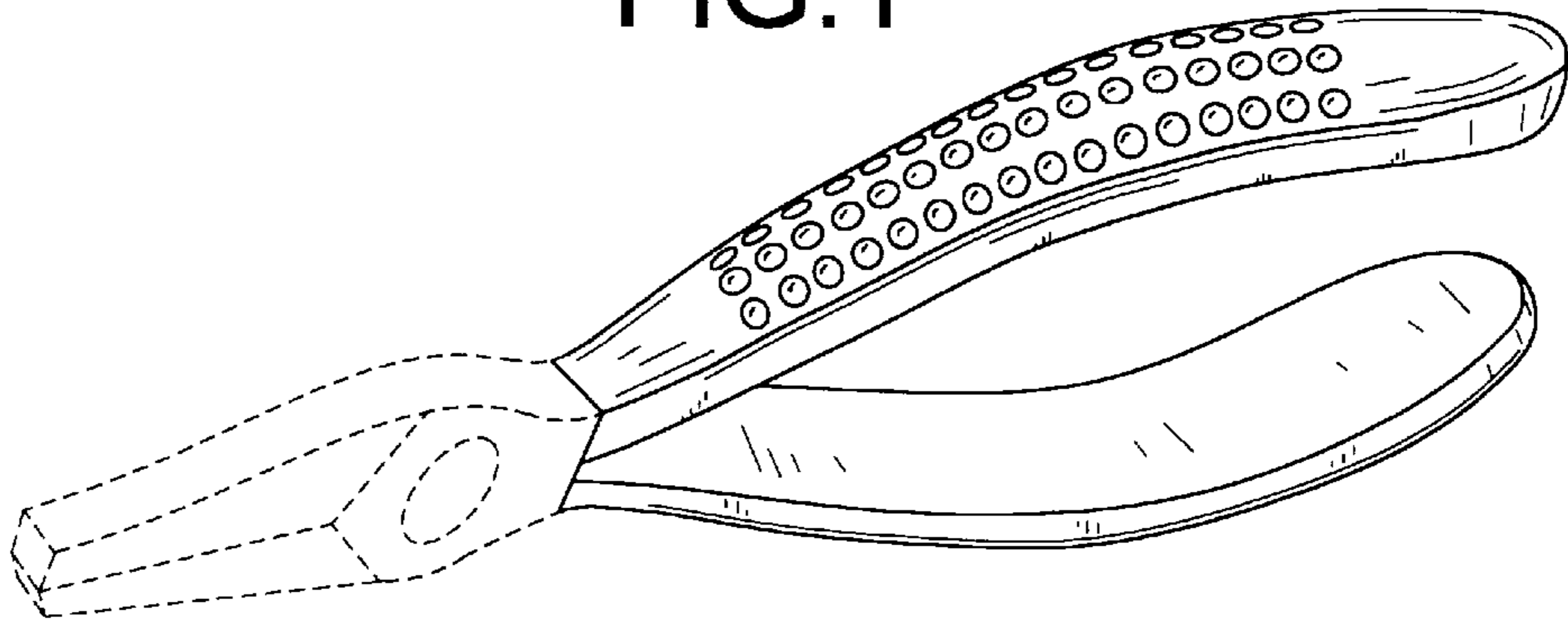


FIG.2

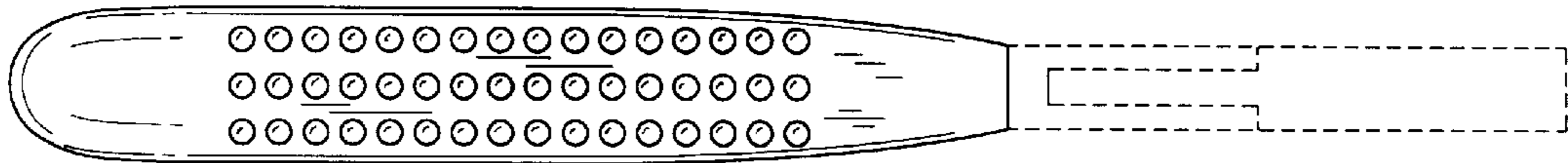


FIG.3

