



US00D416165S

United States Patent [19]
Zemel

[11] **Patent Number: Des. 416,165**

[45] **Date of Patent: ** Nov. 9, 1999**

[54] **COOKING BASKET**

[75] Inventor: **Marc Zemel**, Old Bethpage, N.Y.

[73] Assignee: **Mr. Bar-B-Q-, Inc.**, Old Bethpage, N.Y.

[**] Term: **14 Years**

[21] Appl. No.: **29/099,926**

[22] Filed: **Feb. 1, 1999**

[51] **LOC (6) Cl.** **07-02**

[52] **U.S. Cl.** **D7/359; D7/354; D7/360; D7/409**

[58] **Field of Search** **D7/354-361, 409; 99/324, 450, 422; 220/573.1, 485, 491, 492, 493, 494, 752, 759, 769, 912; 294/33; 126/275 R**

[56] **References Cited**

U.S. PATENT DOCUMENTS

171,032	12/1875	Meyers	220/759
201,959	4/1878	Stockwell et al.	220/485
D. 298,403	11/1988	Hagberg et al.	D7/388
D. 389,015	1/1998	Karroll	D7/409

573,045	12/1896	Snyder	126/275 R
1,098,053	5/1914	Porter	220/485
1,282,094	10/1918	Linder	220/485
1,445,259	2/1923	Wiselogel	220/491
3,532,246	10/1970	Wenta	220/491
5,048,882	9/1991	Fielding et al.	294/33
5,704,279	1/1998	Fabrikant et al.	99/450

Primary Examiner—Caron D. Veynar
Attorney, Agent, or Firm—Natter & Natter

[57] **CLAIM**

The ornamental design for a cooking basket, as shown and described.

DESCRIPTION

FIG. 1 is a top plan view of a cooking basket showing my new design;
FIG. 2 is a front elevational view thereof;
FIG. 3 is a side elevational view thereof;
FIG. 4 is a bottom view thereof; and,
FIG. 5 is a perspective view thereof.
The rear elevational view is identical to the front elevational view shown in FIG. 2 and the side not illustrated is identical to the side illustrated in FIG. 3.

1 Claim, 4 Drawing Sheets

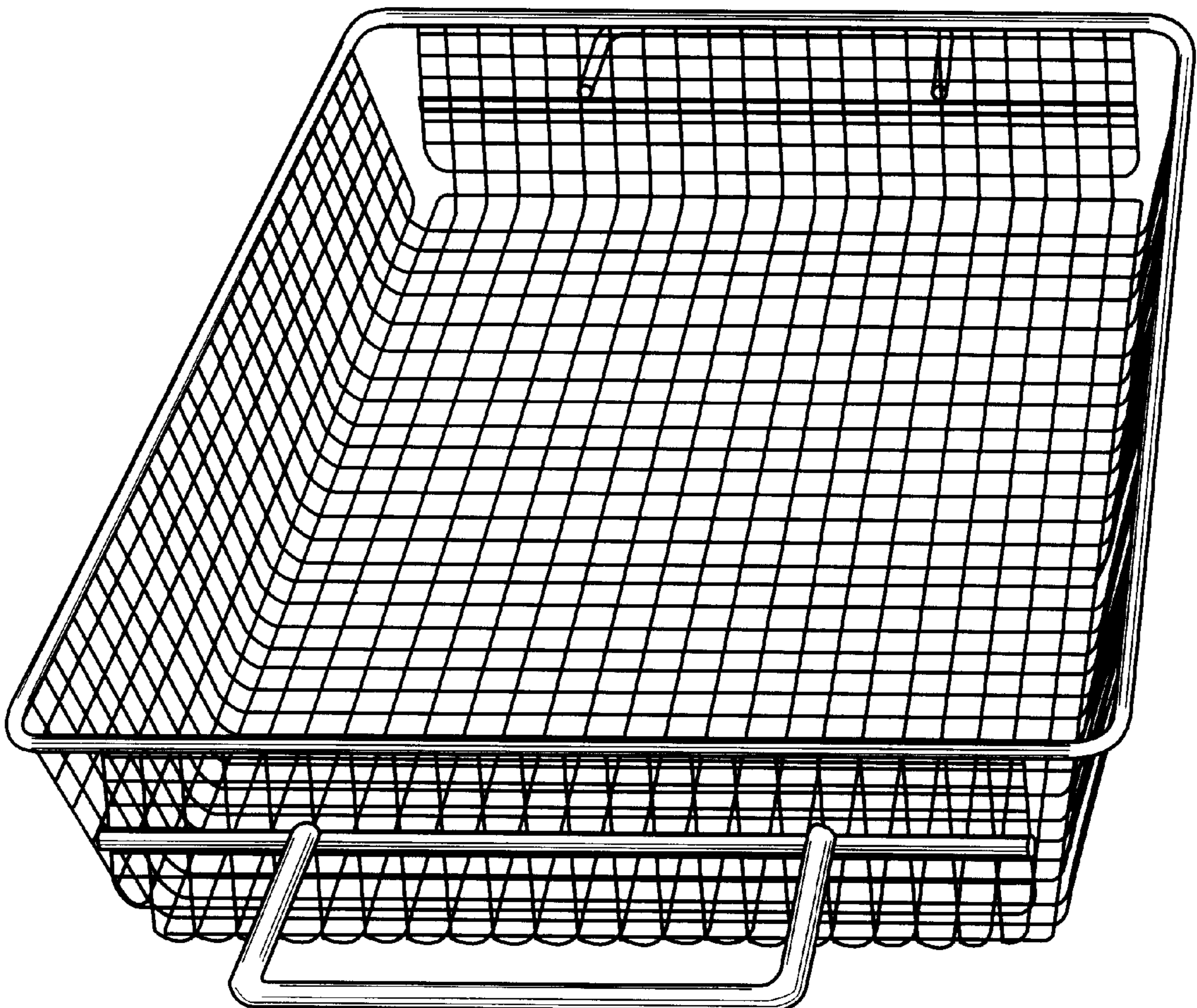



Fig. 1






Fig. 2

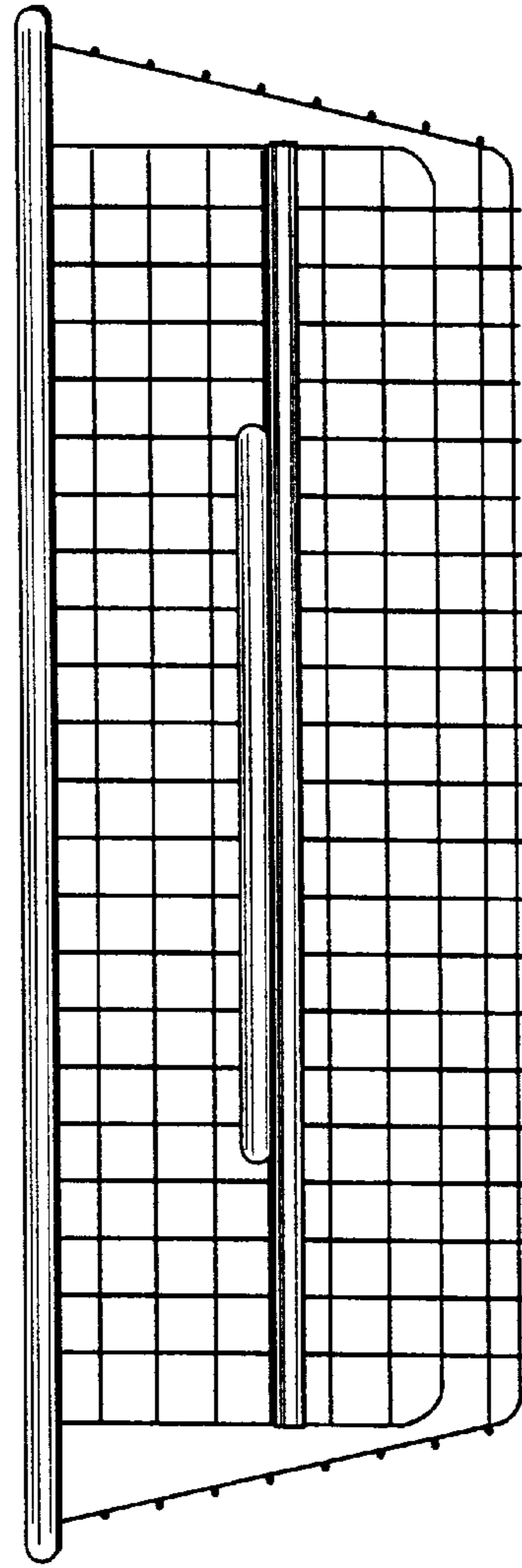


Fig. 3

Fig. 4




Fig. 5

