



US00D416159S

# United States Patent [19] Porter

[11] **Patent Number: Des. 416,159**

[45] **Date of Patent: \*\* Nov. 9, 1999**

[54] **INFANT CUDDLE MATTRESS**

[76] Inventor: **Kathleen L. Porter**, 22675 Via Santa Maria, Mission Viejo, Calif. 92691

[\*\*] Term: **14 Years**

[21] Appl. No.: **29/091,604**

[22] Filed: **Aug. 3, 1998**

[51] **LOC (6) Cl. .... 06-01**

[52] **U.S. Cl. .... D6/596; D6/331; D6/333; D6/390**

[58] **Field of Search .... D6/595, 596, 601, D6/604, 333, 331, 390; 5/630, 636, 638, 652, 654, 655, 655.3, 653, 907, 946**

[56] **References Cited**

**U.S. PATENT DOCUMENTS**

D. 342,855	1/1994	Butler, II	.....	D6/596
D. 357,589	4/1995	Langhammer et al.	.....	D6/333
D. 366,368	1/1996	McCarthy	.....	D6/333
D. 393,772	4/1998	Vingino	.....	D6/601
4,607,402	8/1986	Pollard	.....	5/425
4,980,937	1/1991	Mason et al.	.....	5/655
5,226,184	7/1993	Cheng	.....	5/417
5,392,785	2/1995	Donahue	.....	128/869

**OTHER PUBLICATIONS**

The Right Start, Winter 1994, p. 15, #A at top left baby cushion.

The Right Start, Winter 1994, p. 29, # at lower right.

*Primary Examiner*—Janice E. Seeger  
*Attorney, Agent, or Firm*—Terry L. Miller

[57] **CLAIM**

The ornamental design for an infant cuddle mattress, as shown and described.

**DESCRIPTION**

FIG. 1 is a perspective view of the infant cuddle mattress; FIG. 2 is a perspective view of the infant cuddle mattress showing the opposite face and opposite end to that of FIG. 1.

FIG. 3 is a plan view showing one face of the infant cuddle mattress, with the opposite face being the same in mirror image;

FIG. 4 is a side elevation view of the infant cuddle mattress;

FIG. 5 is a side elevation view of the infant cuddle mattress, taken from the side opposite to that of FIG. 4;

FIG. 6 is an end elevation view of the infant cuddle mattress; and,

FIG. 7 is an end elevation view of the infant cuddle mattress, taken from the end opposite to that of FIG. 5.

A description of the appearance of the article is as follows: an infant cuddle mattress as illustrated in the attached drawing Figures.

**1 Claim, 2 Drawing Sheets**




FIG. 1.

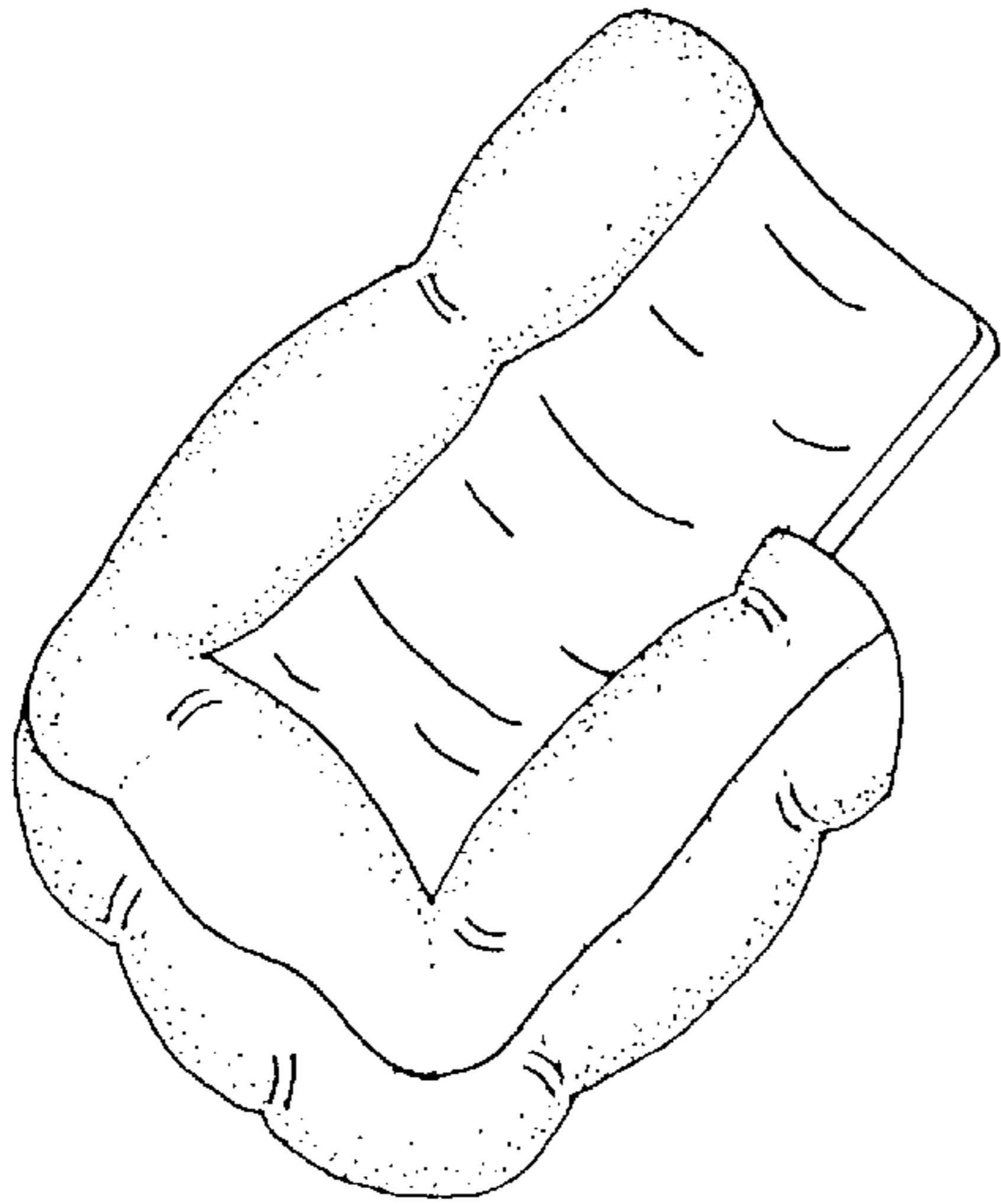


FIG. 2.

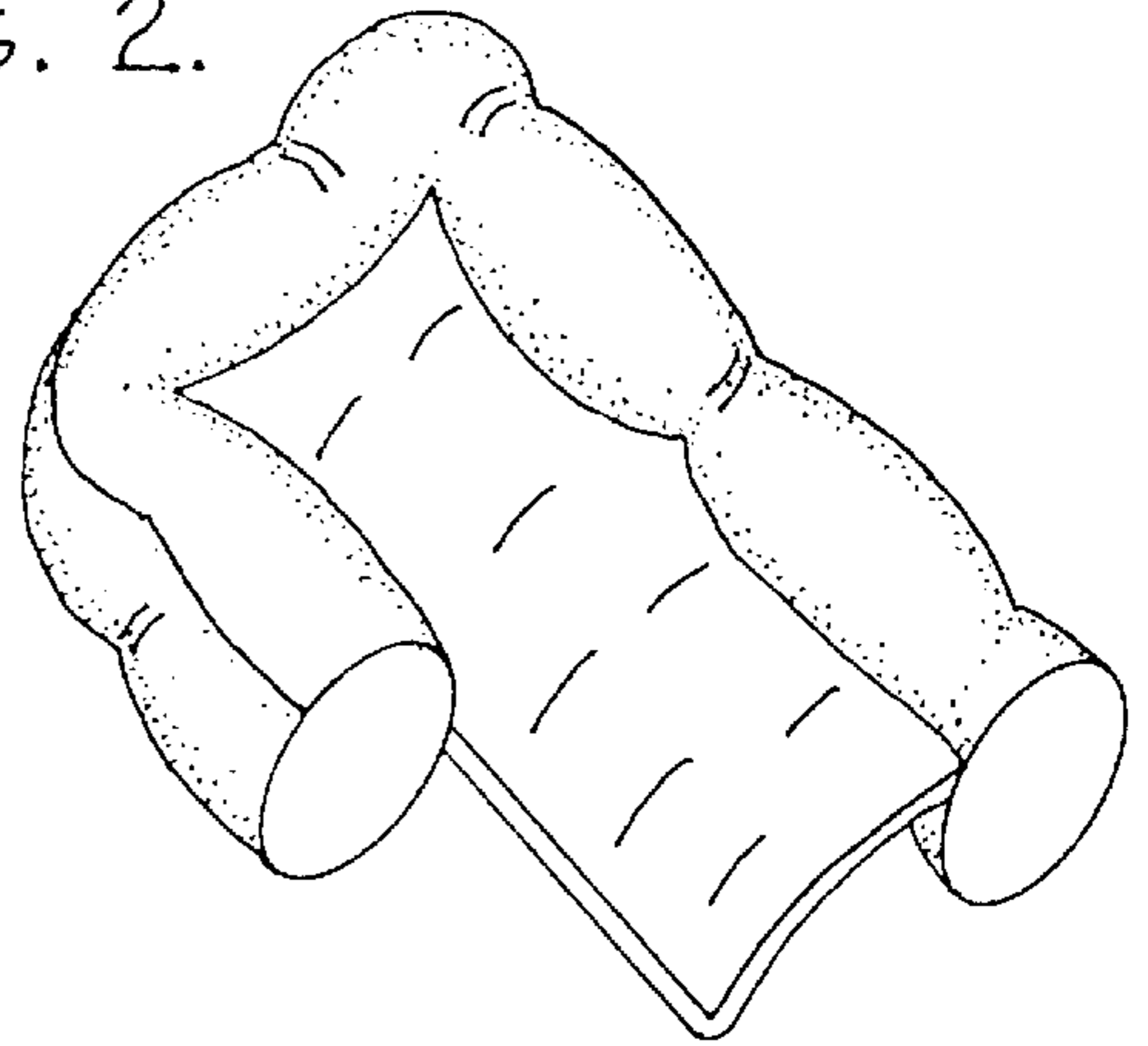


FIG. 3.

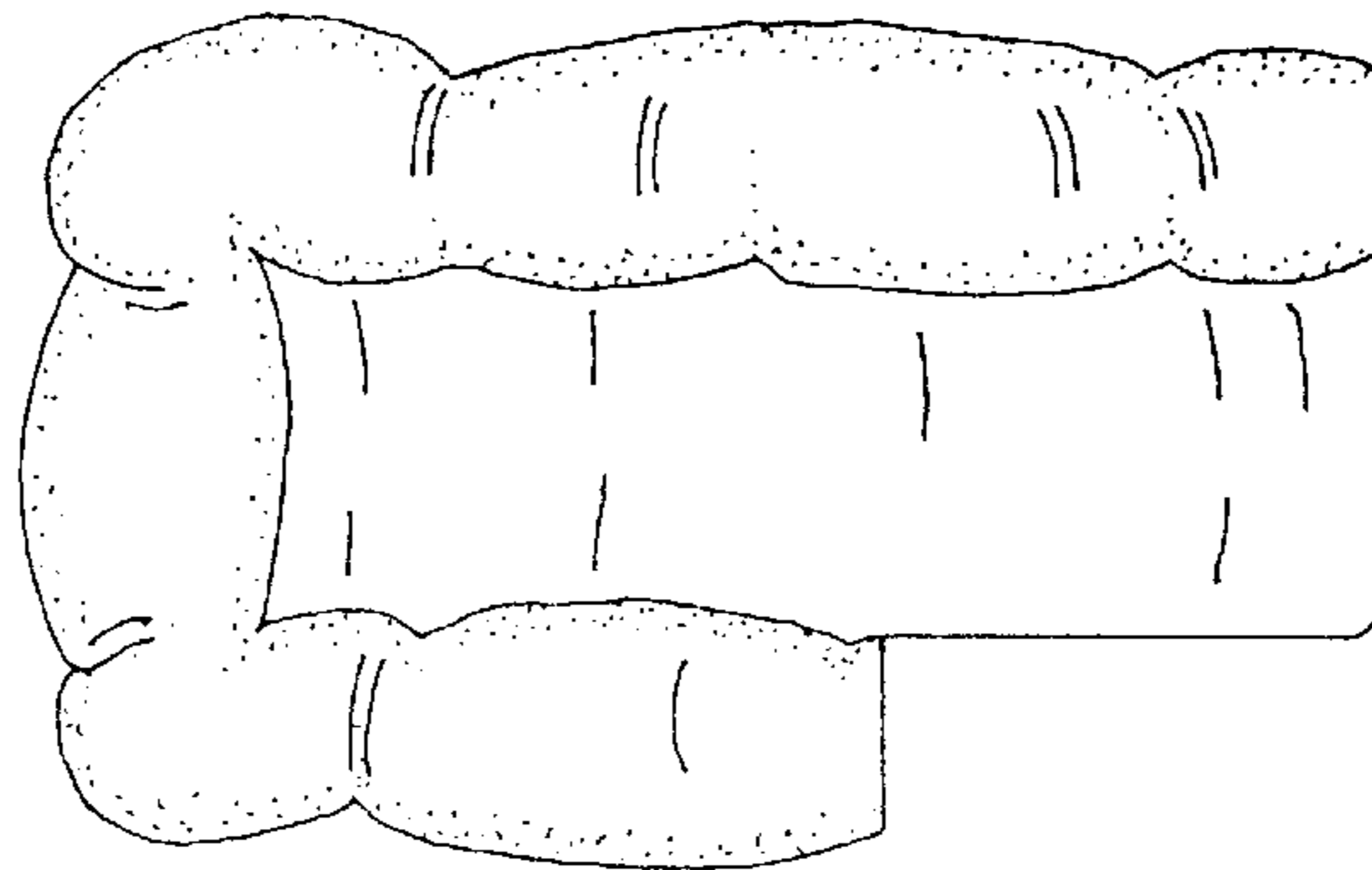


FIG. 4.

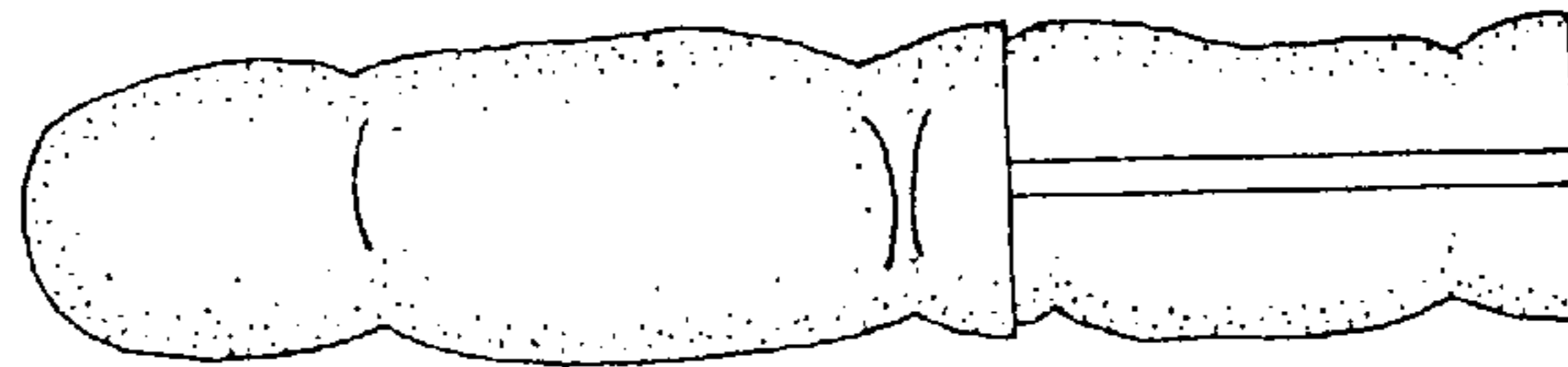


FIG. 5.

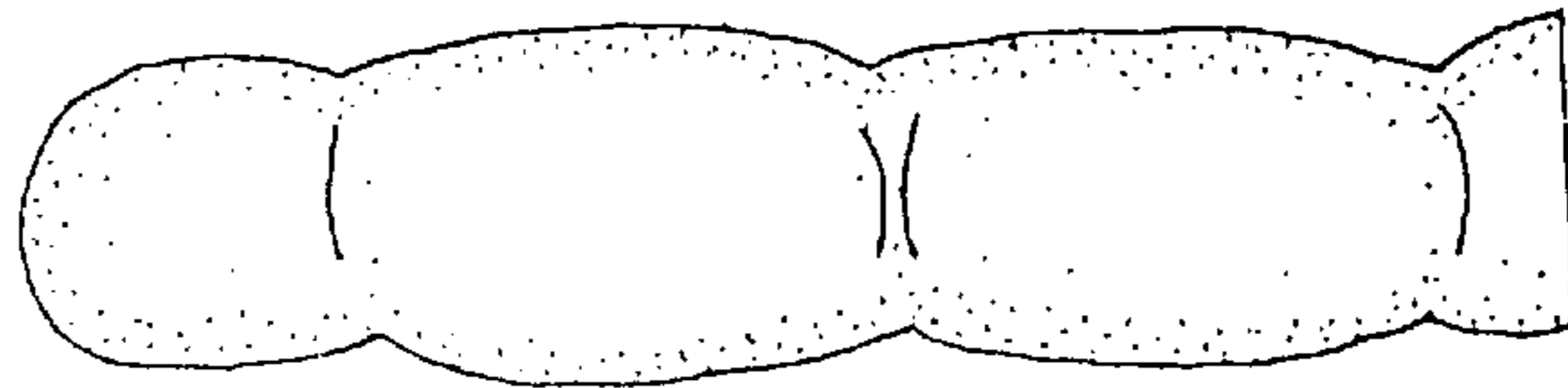


FIG. 6.

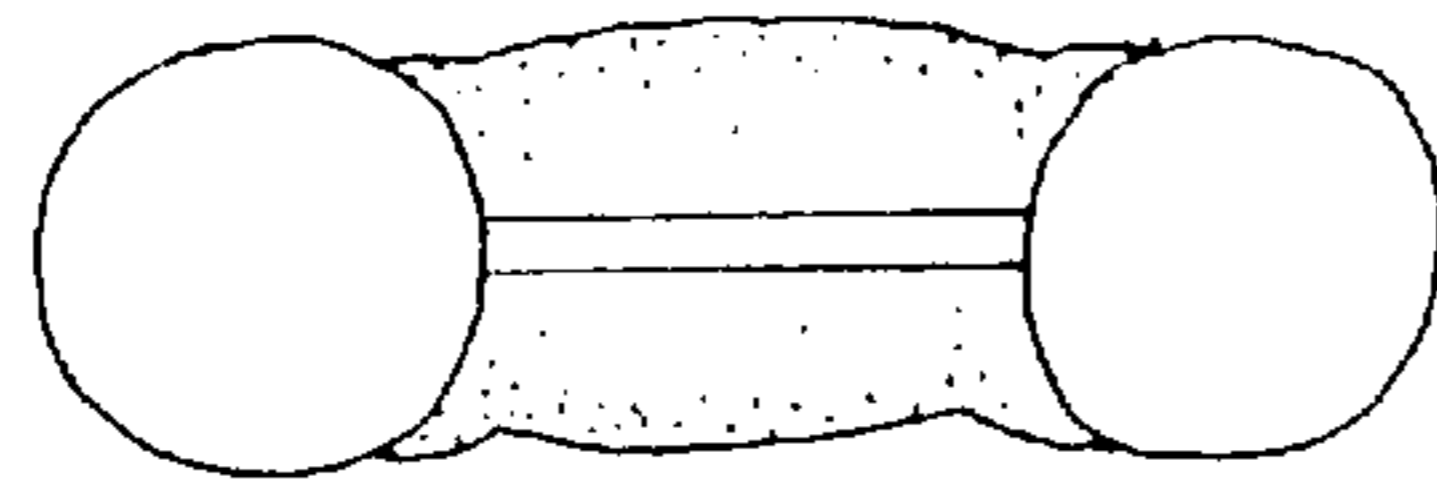


FIG. 7.

