



US00D416157S

United States Patent [19] Akins

[11] **Patent Number: Des. 416,157**

[45] **Date of Patent: ** Nov. 9, 1999**

[54] **SADDLE BLANKET RACK**

[76] **Inventor: Brian Akins, 240 Meadow St., Comer, Ga. 30629**

[**] **Term: 14 Years**

[21] **Appl. No.: 29/088,355**

[22] **Filed: May 21, 1998**

[51] **LOC (6) Cl. 06-10**

[52] **U.S. Cl. D6/566**

[58] **Field of Search D6/566, 567, 570, D6/574, 552, 546; 211/13.1, 17, 18, 19, 134, 181, 182, 106; 248/251, 302, 317**

[56] **References Cited**

U.S. PATENT DOCUMENTS

- D. 313,900 1/1991 Yau Kee .
- D. 316,193 4/1991 Kee .
- D. 317,686 6/1991 Kee .
- D. 327,589 7/1992 Ma .

- D. 335,399 5/1993 Hubbard .
- D. 369,483 5/1996 Handel D6/566
- D. 382,161 8/1997 Dardashti D6/566
- D. 392,488 3/1998 Emery et al. D6/566

OTHER PUBLICATIONS

Utility patent application for a Saddle Blanket Rack filed by Brian Akins on Mar. 16, 1998, Ser. No. 09/039,662.

Primary Examiner—Marcus A. Jackson
Attorney, Agent, or Firm—Kenneth L Tolar

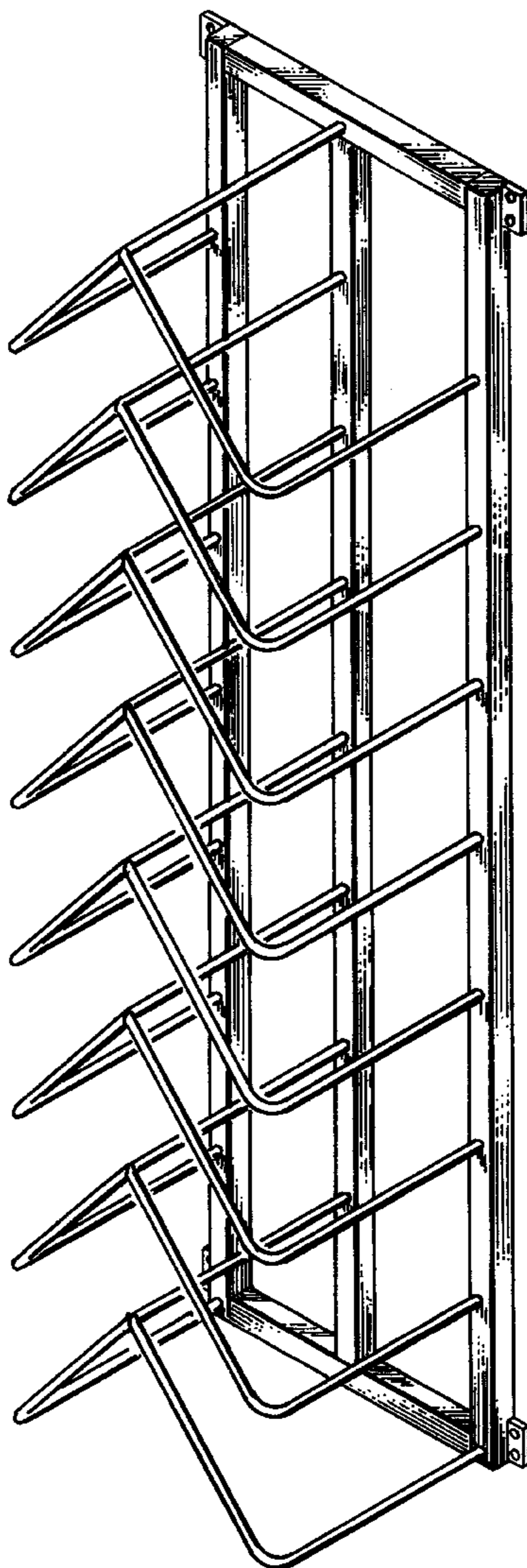
[57] **CLAIM**

The ornamental design for a saddle blanket rack, as shown.

DESCRIPTION

FIG. 1 is a front view of a saddle blanket rack.
FIG. 2 is a side view of a saddle blanket rack.
FIG. 3 is an end view of a saddle blanket rack.
FIG. 4 is a rear view of a saddle blanket rack; and,
FIG. 5 is a front perspective view of a saddle blanket rack.

1 Claim, 2 Drawing Sheets






FIG. 1.




FIG. 2.




FIG. 3.




FIG. 4.

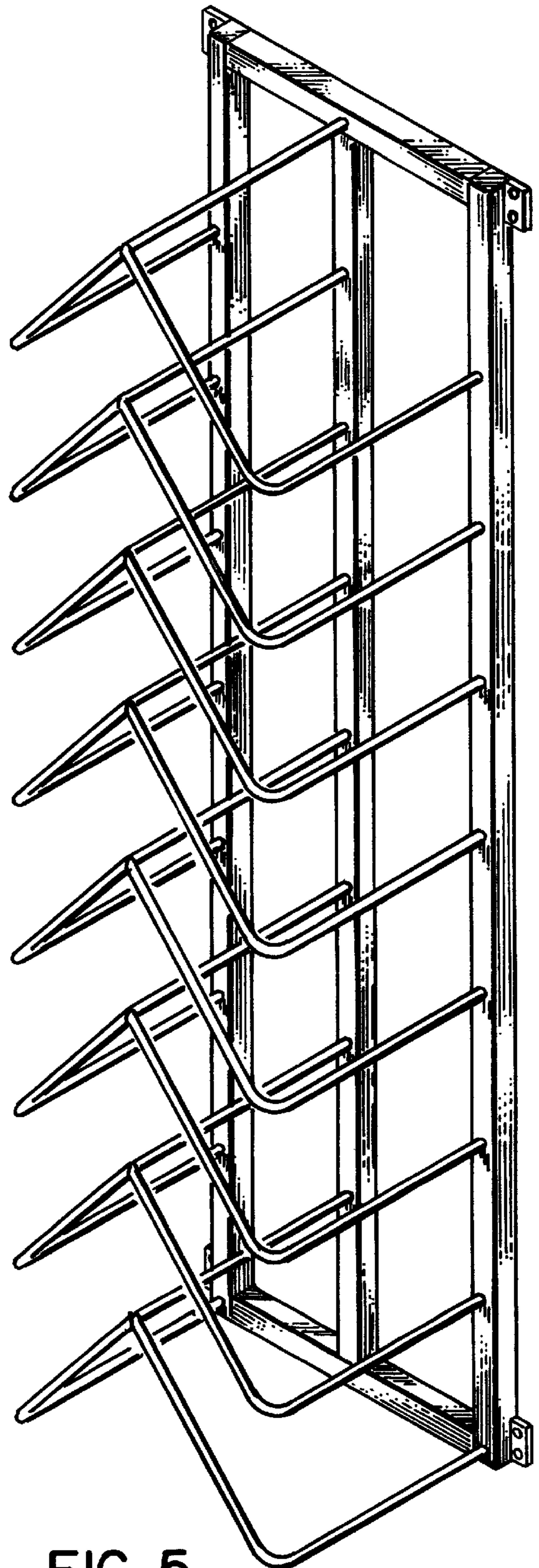


FIG. 5.