



US00D416147S

United States Patent [19]

Dickinson et al.

[11] **Patent Number:** Des. 416,147
[45] **Date of Patent:** ** Nov. 9, 1999

[54] **LAUNDRY SUPPLIES ORGANIZER**

[75] Inventors: **Thomas Dickinson**, St. Louis, Mo.;
Bradley D. Gale, Greece, N.Y.

[73] Assignee: **Contico International, Inc.**, St. Louis, Mo.

[**] Term: **14 Years**

[21] Appl. No.: **29/091,147**

[22] Filed: **Jul. 23, 1998**

[51] **LOC (6) Cl.** **06-04**

[52] **U.S. Cl.** **D6/479; D34/21**

[58] **Field of Search** D6/474-479, 511;
D34/17, 19, 201, 21; 211/85.24, 126.1,
126.29, 133.1, 134, 153, 85.8; 312/257.1,
204; 280/79.3, 47.35

[56] **References Cited**

U.S. PATENT DOCUMENTS

D. 275,044	8/1984	Hampshire et al.	D34/21
D. 300,491	4/1989	Grossman	D6/479
D. 347,131	5/1994	Wolff .	
D. 361,187	8/1995	Snell .	
D. 371,014	6/1996	Smith et al. .	
D. 381,168	7/1997	Delmerico et al. .	
5,411,164	5/1995	Smith et al. .	

Primary Examiner—Doris V. Coles

Assistant Examiner—Linda Brooks

Attorney, Agent, or Firm—Howell & Haferkamp, LC

[57] **CLAIM**

The ornamental design for a laundry supplies organizer, as shown and described.

DESCRIPTION

FIG. 1 is a perspective view of a laundry supplies organizer showing our new design, the perspective view from the opposite side being a mirror image, it being understood that the vertically-spaced shelf brackets at the rear of the side wall are identical to the brackets shown at the front of FIG. 1;

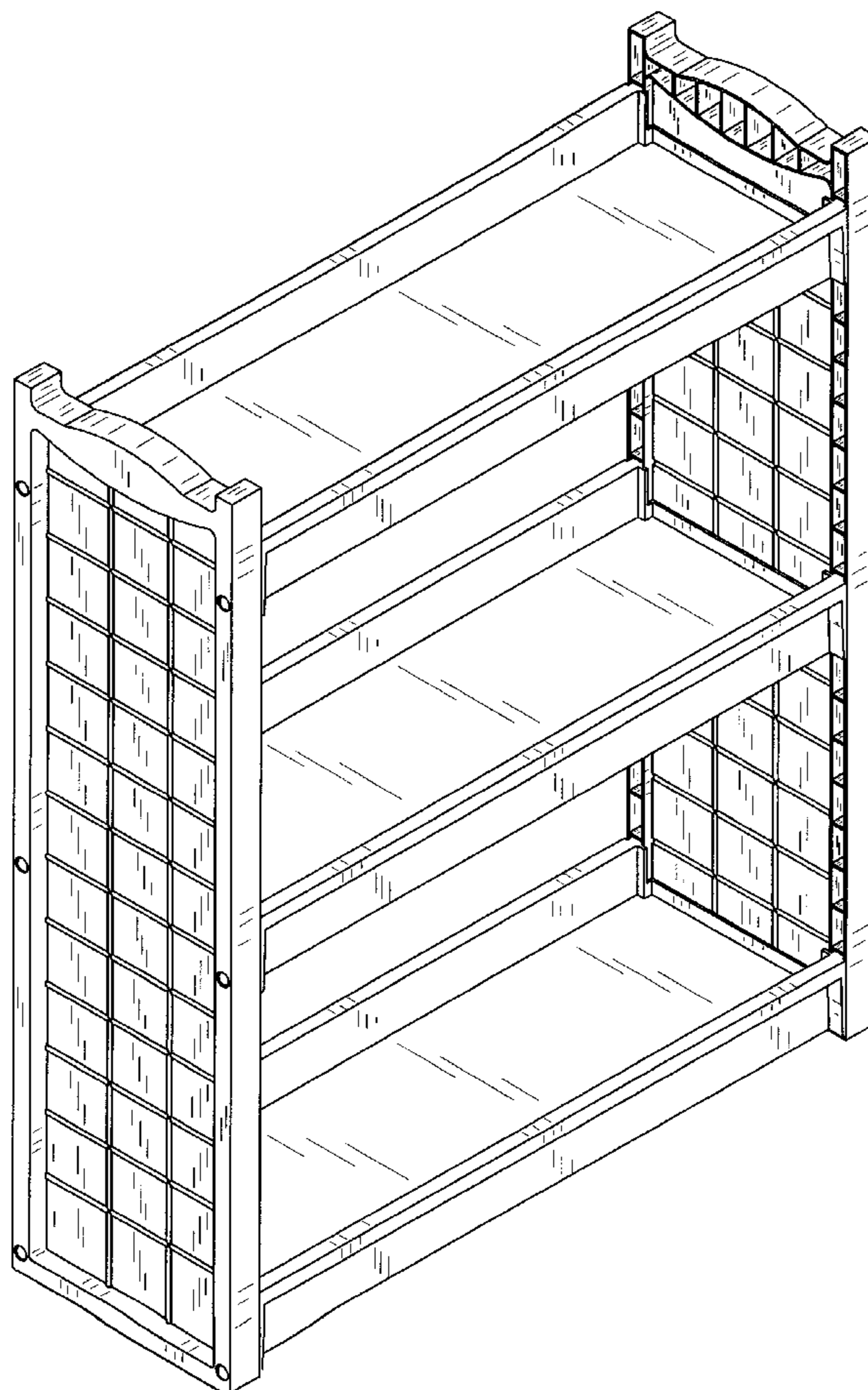
FIG. 2 is a front elevational view of the laundry supplies organizer of FIG. 1, the rear elevational view of the laundry supplies organizer being a mirror image thereof;

FIG. 3 is a top plan view of the laundry supplies organizer of FIG. 1; and,

FIG. 4 is a left end elevational view of the laundry supplies organizer of FIG. 1, the right end elevational view of the laundry supplies organizer being a mirror image thereof.

The broken line showing of casters in FIGS. 2 and 4 is for illustrative purposes only and forms no part of the claimed design. The bottom view forms no part of the claimed design.

1 Claim, 3 Drawing Sheets



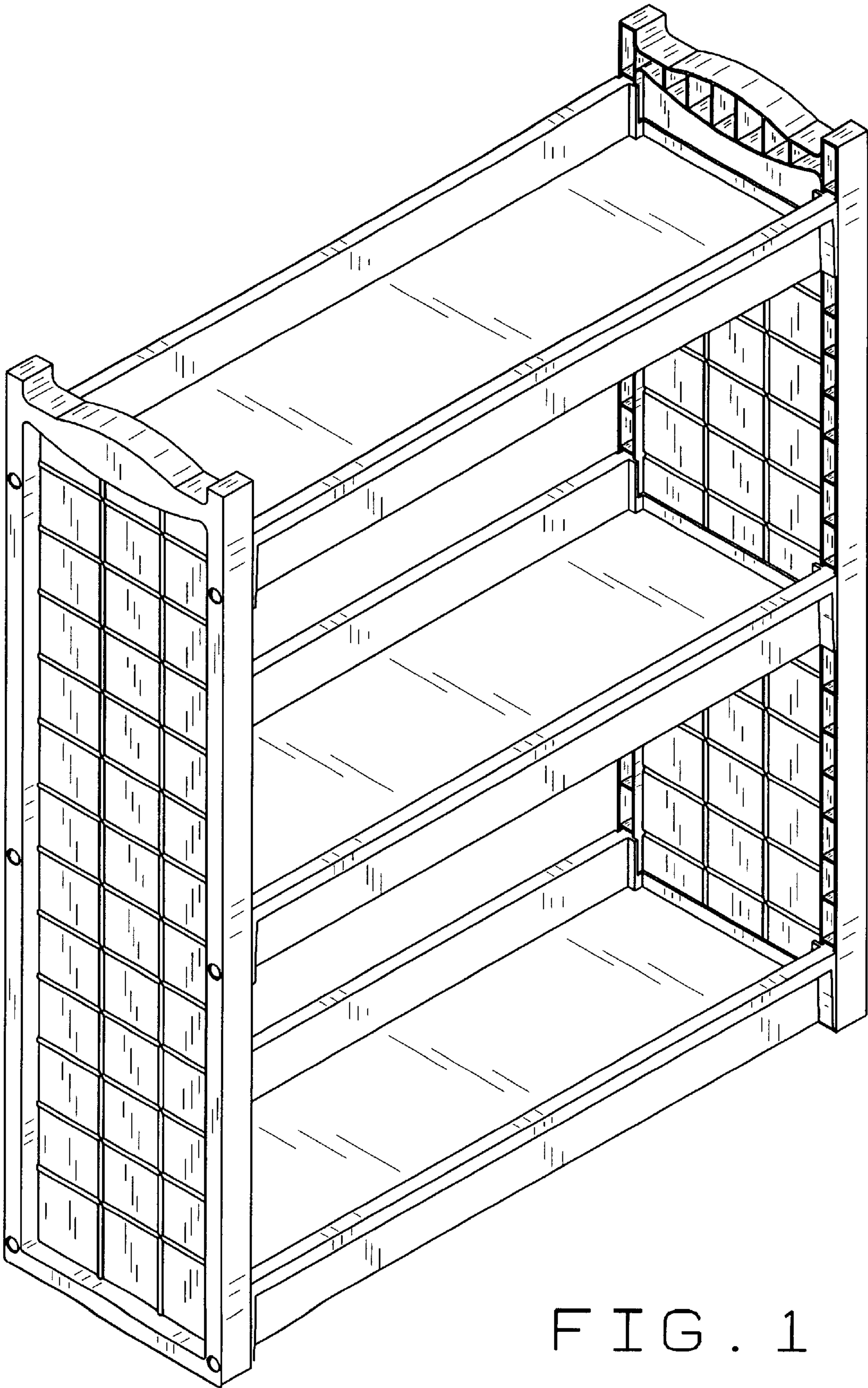


FIG. 1




FIG. 2

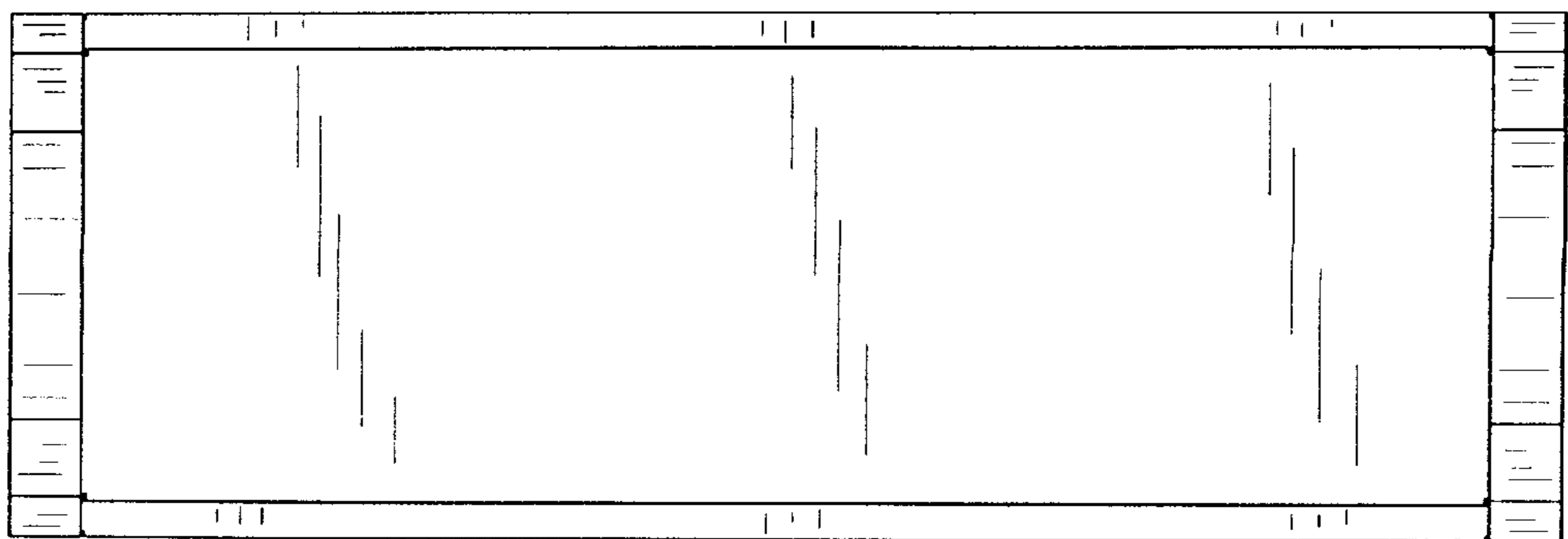


FIG. 3

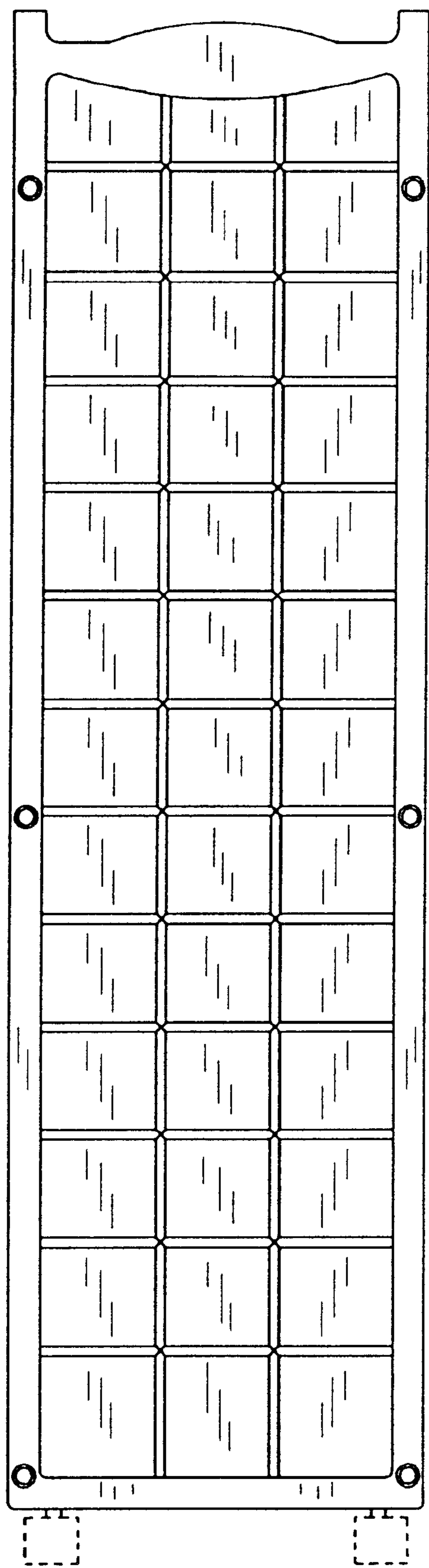


FIG. 4