



US00D416145S

# United States Patent [19]

Hazen et al.

[11] Patent Number: **Des. 416,145**

[45] Date of Patent: **\*\* Nov. 9, 1999**

[54] **DRAWER DRESSER**

[75] Inventors: **Larry D. Hazen; Gary A. Huffstetler,**  
both of Lenoir, N.C.

[73] Assignee: **Broyhill Furniture Industries, Inc.,**  
Lenoir, N.C.

[\*\*] Term: **14 Years**

[21] Appl. No.: **29/075,993**

[22] Filed: **Aug. 28, 1997**

[51] **LOC (6) Cl.** ..... **06-04**

[52] **U.S. Cl.** ..... **D6/445**

[58] **Field of Search** ..... **D6/432-448; 512/204**

[56] **References Cited**

**U.S. PATENT DOCUMENTS**

- D. 133,694 9/1942 Buckner ..... D6/441
- D. 265,031 6/1982 Aulbert et al. .... D6/434
- D. 270,125 8/1983 Aulbert et al. .... D6/446
- D. 270,126 8/1983 Aulbert et al. .... D6/446

- D. 270,127 8/1983 Aulbert et al. .... D6/445
- D. 343,744 2/1994 Keller ..... D6/444
- D. 374,572 10/1996 Paus ..... D6/445
- D. 374,783 10/1996 Keller et al. .... D6/444
- D. 375,000 10/1996 Paus ..... D6/445
- D. 378,031 2/1997 Keller et al. .... D6/445

*Primary Examiner*—Carmen H. Vales-Lado  
*Attorney, Agent, or Firm*—Howell & Haferkamp, LC

[57] **CLAIM**

The ornamental design for a drawer dresser, as shown and described.

**DESCRIPTION**

FIG. 1 is a front elevational view of a drawer dresser showing our new design; FIG. 2 is a right side elevational view, the left side being a mirror image thereof; and, FIG. 3 is a top plan view thereof. The rear and bottom are unornamented and do not form any part of the claimed design.

**1 Claim, 3 Drawing Sheets**








FIGURE 1








FIGURE 2






FIGURE 3