



US00D416142S

**United States Patent** [19]  
**Donnelly**

[11] **Patent Number: Des. 416,142**  
[45] **Date of Patent: \*\* Nov. 9, 1999**

[54] **SEAT**  
[75] **Inventor: Brian F. Donnelly**, Davis, Calif.  
[73] **Assignee: Lifespan Furnishings, LLC**, San Francisco, Calif.  
[\*\*] **Term: 14 Years**  
[21] **Appl. No.: 29/092,405**  
[22] **Filed: Aug. 18, 1998**  
[51] **LOC (6) Cl. .... 06-01**  
[52] **U.S. Cl. .... D6/379**  
[58] **Field of Search** ..... D6/334, 370, 371, D6/372, 373, 374, 375, 376, 379, 380, 500, 501, 502; 297/445.1, 446.1

3,635,521 1/1972 Shivers .  
3,638,997 2/1972 Shapiro et al. .  
3,847,433 11/1974 Acton et al. .  
4,249,774 2/1981 Andreasson .  
4,555,139 11/1985 Leib .  
4,688,851 8/1987 Whiteford .  
4,690,459 9/1987 Ullman .  
4,778,217 10/1988 Lane .  
4,852,944 8/1989 Hartmann .  
5,292,177 3/1994 Balderi et al. .  
5,306,072 4/1994 Caldwell .  
5,309,583 5/1994 White et al. .  
5,342,111 8/1994 Charles .  
5,375,911 12/1994 Morrow .

**FOREIGN PATENT DOCUMENTS**

1115421 10/1961 Germany .

**OTHER PUBLICATIONS**

Product Brochure, "Patient Chairs," Thonet Corp., undated.  
Product Brochure, "11905 Chair Chrome," Carson's 1983.

*Primary Examiner*—Gary D. Watson  
*Attorney, Agent, or Firm*—Burns, Doane, Swecker & Mathis, LLP

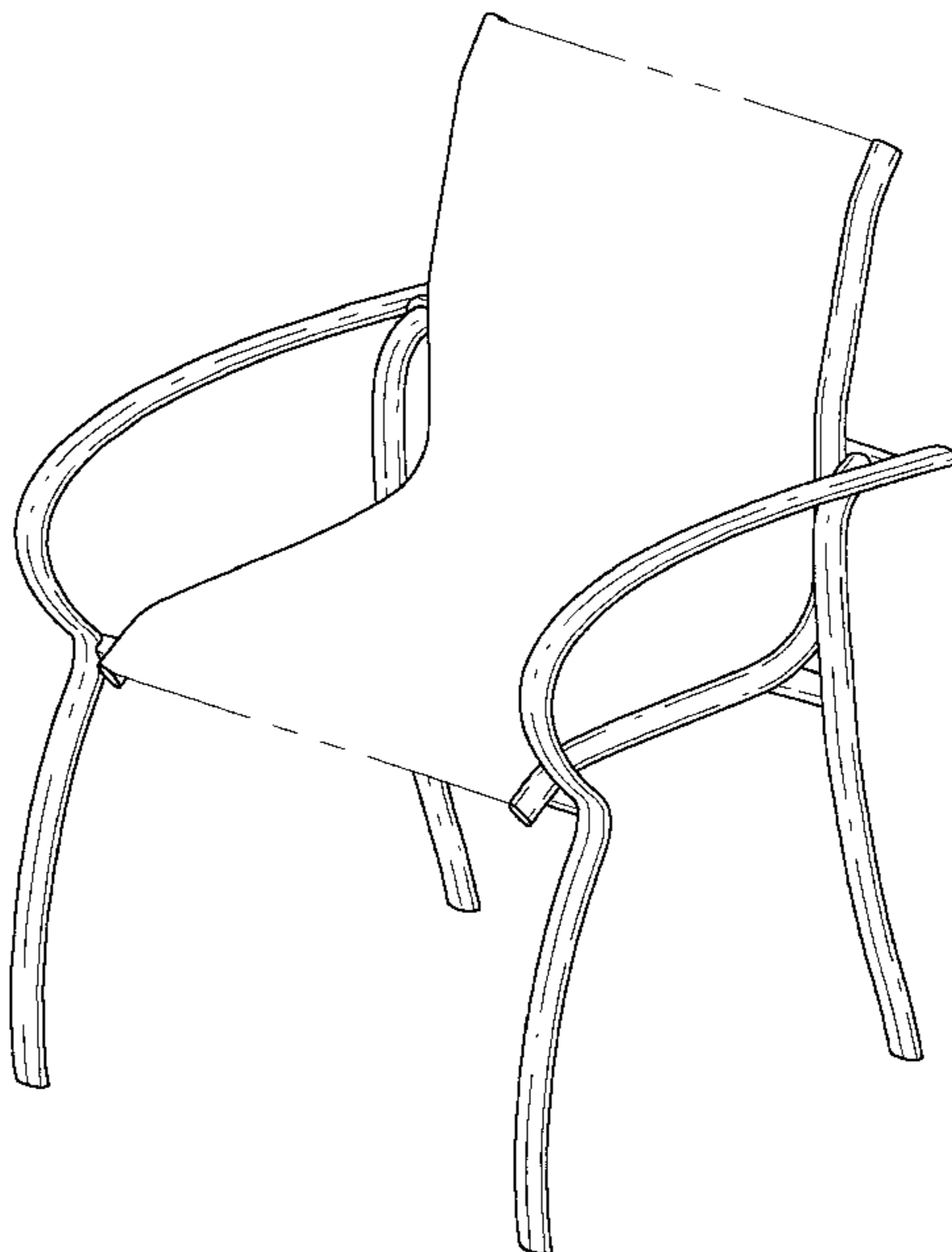
[56] **References Cited**  
**U.S. PATENT DOCUMENTS**  
D. 9,887 4/1877 Goodwin .  
D. 40,613 4/1910 Waters, Jr. .  
D. 193,506 9/1962 Smith et al. .... D6/379  
D. 238,222 12/1975 Eberle .  
D. 248,799 8/1978 Adams .  
D. 289,347 4/1987 Halme .  
D. 294,782 3/1988 Balderi .  
D. 326,373 5/1992 Hess ..... D6/379  
D. 342,620 12/1993 Tseng .  
D. 366,773 2/1996 Yurk .  
D. 366,775 2/1996 Kane .  
D. 378,965 4/1997 Yurk .  
D. 380,101 6/1997 Feldberg ..... D6/379  
D. 396,961 8/1998 Donnelly ..... D6/334  
D. 403,522 1/1999 Wilson ..... D6/379  
1,170,669 2/1916 Ridgley .  
1,351,995 9/1920 Cornish .  
2,670,787 3/1954 Vandas et al. .  
2,834,404 5/1958 Groome .  
3,077,364 2/1963 Eppink .  
3,144,272 8/1964 Yadven .  
3,336,077 8/1967 Radke et al. .

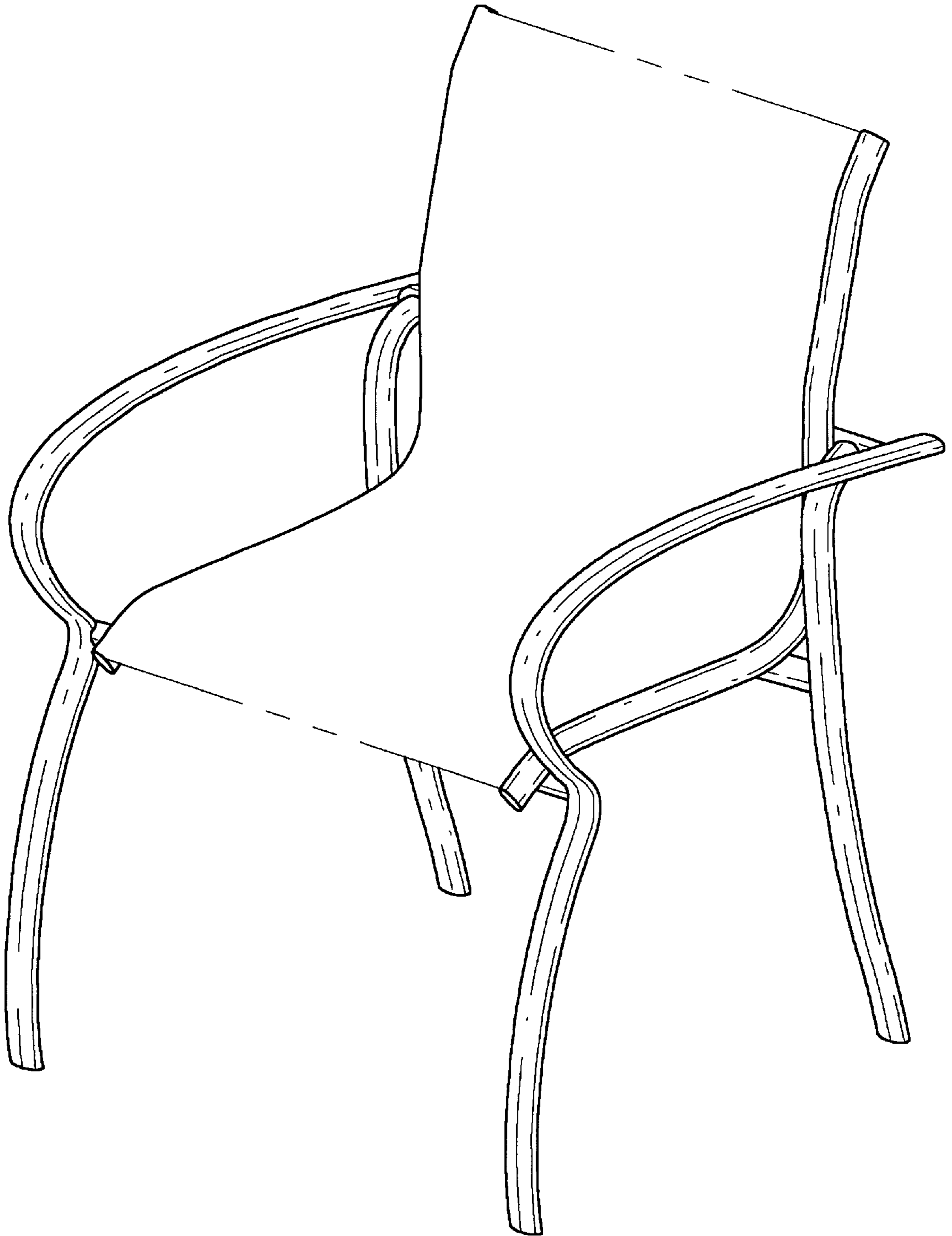
[57] **CLAIM**  
The ornamental design for a seat, as shown and described.

**DESCRIPTION**

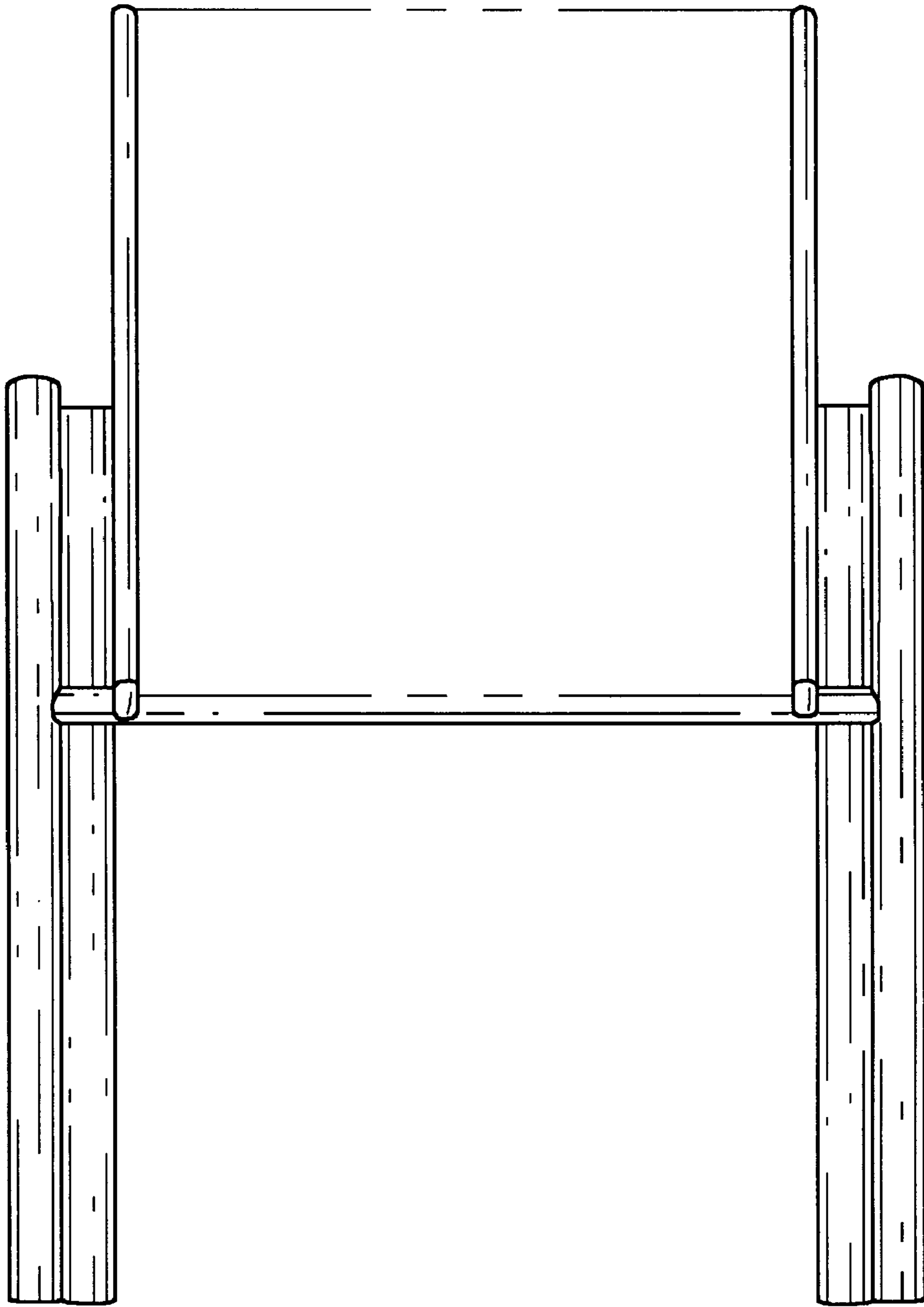
FIG. 1 is a perspective view as seen from the front and upper right of a seat showing my new design;  
FIG. 2 is a front elevational view thereof;  
FIG. 3 is a left side elevational view thereof, the right side is symmetrical;  
FIG. 4 is a top plan view thereof; and,  
FIG. 5 is a rear elevational view thereof.  
The broken line illustration in the drawing disclosure of the seat member is for illustrative purposes of environment and forms no part of the claimed design.

**1 Claim, 5 Drawing Sheets**

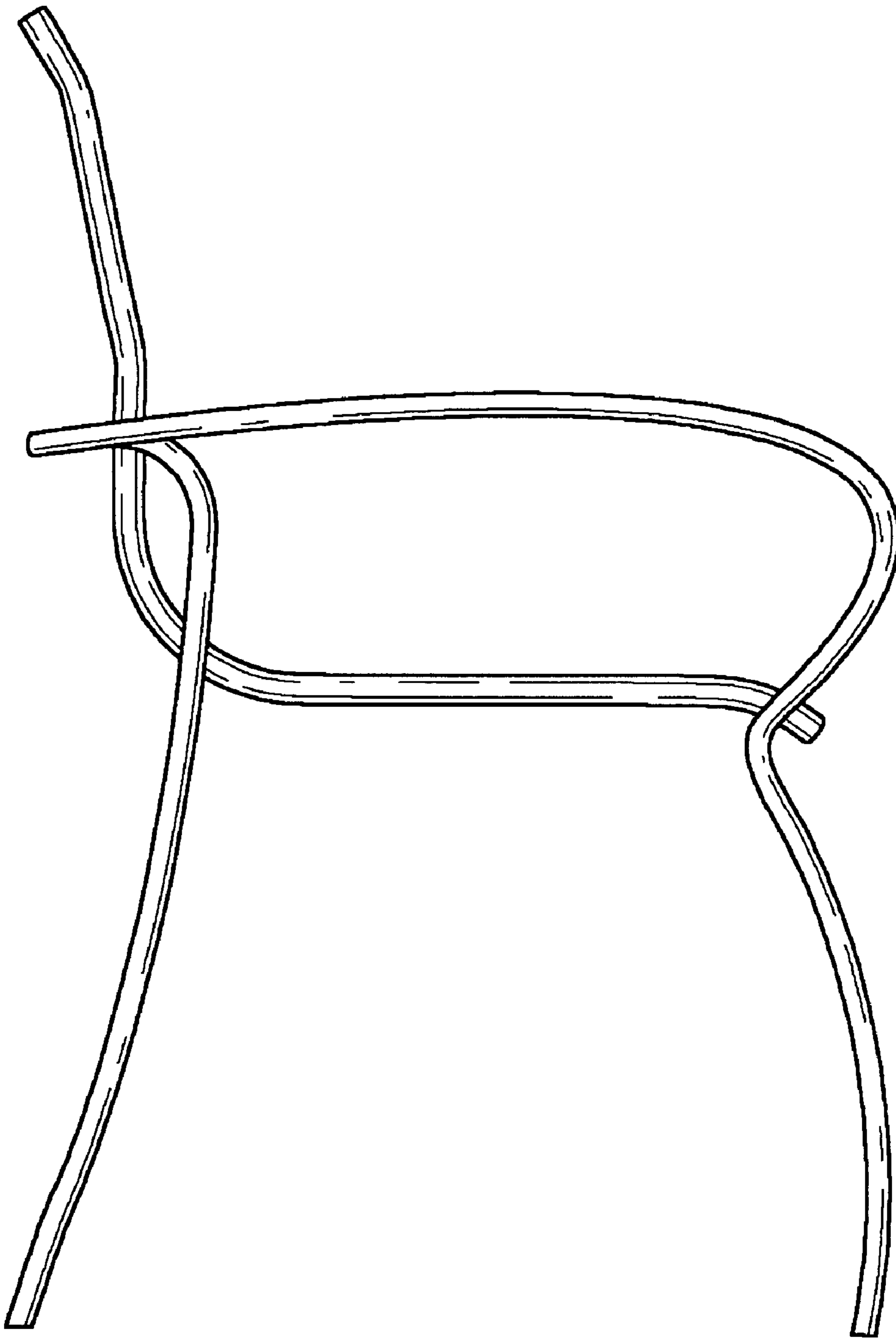




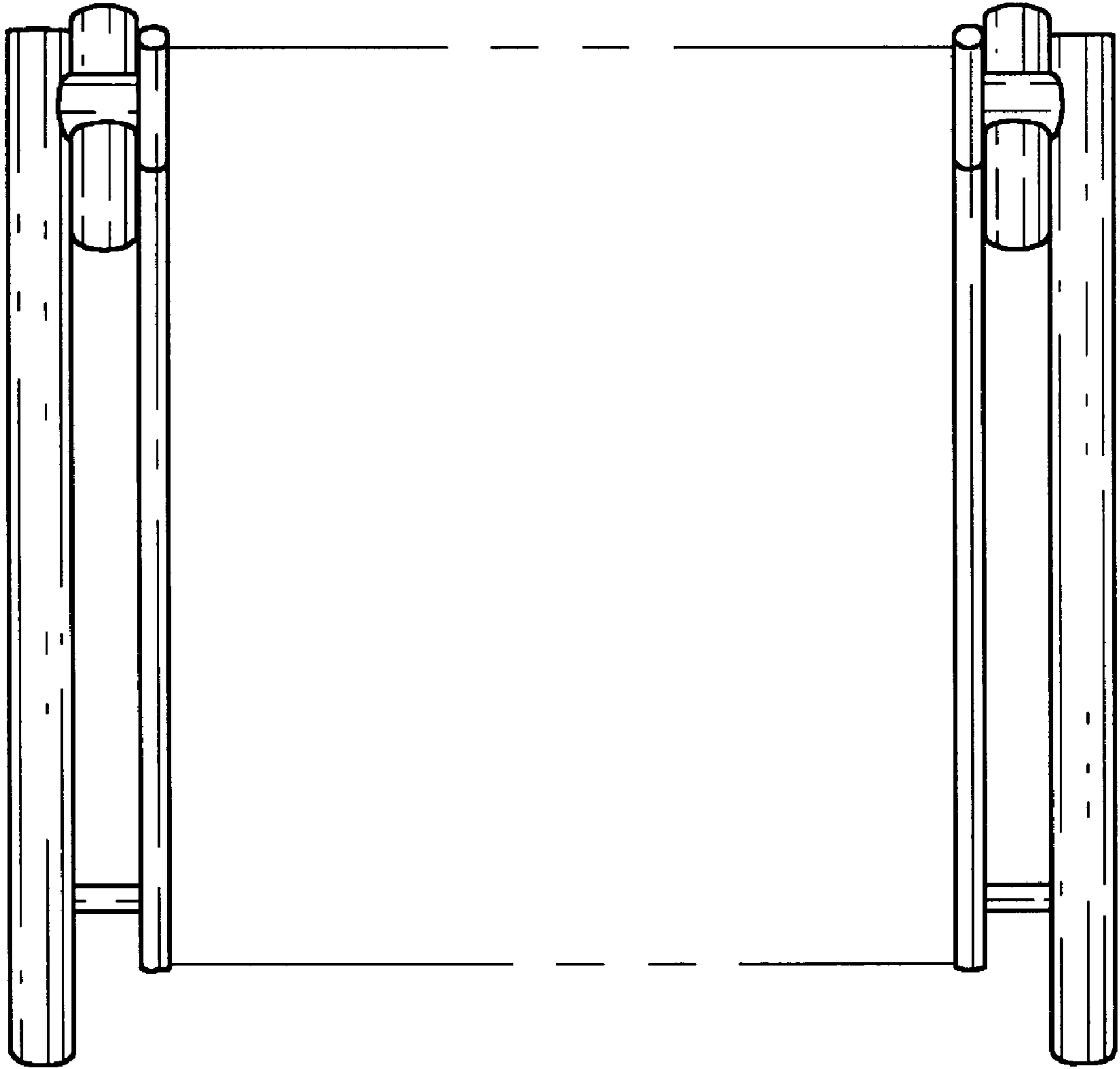
**FIG. 1**




**FIG. 2**



**FIG. 3**



**FIG. 4**



**FIG. 5**