



US00D416129S

United States Patent [19]

[11] Patent Number: Des. 416,129

Lotti

[45] Date of Patent: ** Nov. 9, 1999

[54] **SIDE ELEMENT OF A SHOE UPPER**

[75] Inventor: **Martin M. Lotti**, Hillsboro, Oreg.

[73] Assignee: **Nike, Inc.**, Beaverton, Oreg.

[**] Term: **14 Years**

[21] Appl. No.: **29/104,862**

[22] Filed: **May 13, 1999**

[51] **LOC (6) Cl.** **02-99**

[52] **U.S. Cl.** **D2/972**

[58] **Field of Search** D2/896, 902, 970,
D2/943, 944, 969, 972, 973; 36/45, 50.1,
51, 77 M, 77 R, 81, 83, 88, 113, 114, 126-130

[56] **References Cited**

U.S. PATENT DOCUMENTS

D. 331,144	11/1992	Foster .	
D. 332,521	1/1993	McDonald .	
D. 346,483	5/1994	Foster	D2/969
D. 388,940	1/1998	Barker	D2/907
D. 393,349	4/1998	Backus	D2/972
D. 398,758	9/1998	Hlavacs .	
D. 398,759	9/1998	Hlavacs .	
D. 409,827	5/1999	Holmes	D2/972

OTHER PUBLICATIONS

“Nike Footwear Catalog,” late Spring 1996, published Aug. 1, 1995 (pp. 22, 44, 150, 1600 Beaverton, Oregon).

“Nike Footwear Catalog,” Spring 1997, published Jun. 1, 1996 (p. 490), Beaverton, Oregon.

“Nike Footwear Catalog,” Late Spring 1997, published Sep. 1, 1996 (pp. 21, 33, 138, 169), Beaverton, Oregon.

“Nike Footwear Catalog” Holiday 1997, published Mar. 1, 1997 (pp. 48, 57, 197), Beaverton, Oregon.

“Nike Footwear Catalog” Spring 1999, published Jun. 1, 1998 (pp. M45, W23, W45), Beaverton Oregon.

“Nike Footwear Catalog,” late Spring 1999, published Sep. 1, 1998 (pp. W22, W30, W33, W37, W1410, Beaverton, Oregon).

Primary Examiner—Dominic Simone
Attorney, Agent, or Firm—Trask, Britt & Rossa

[57] **CLAIM**

The ornamental design for a side element of a shoe upper, as shown and described.

DESCRIPTION

FIG. 1 is a perspective view of the side element of a shoe upper showing my new design;

FIG. 2 is a side elevational view of the side element of a shoe upper shown in FIG. 1;

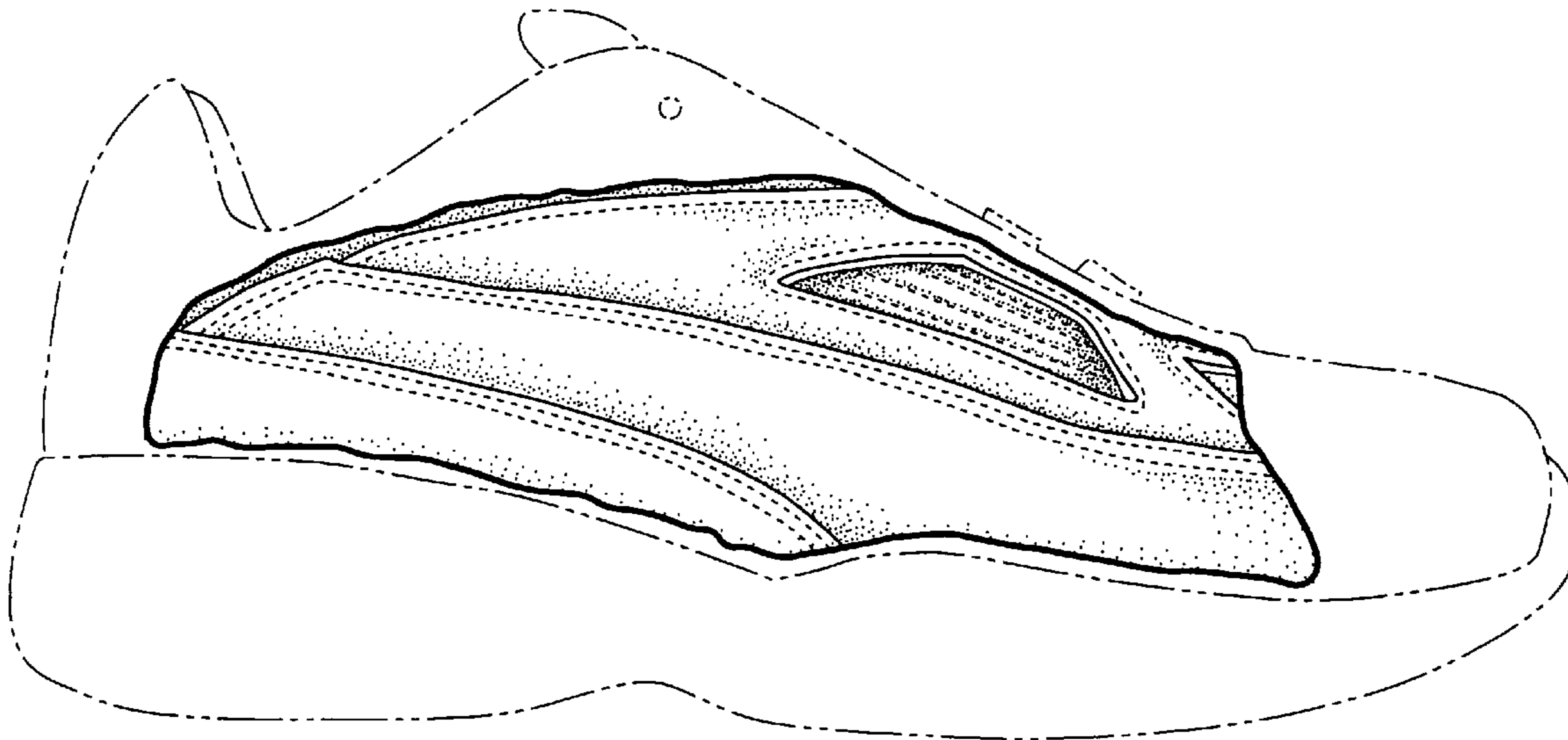
FIG. 3 is a front elevational view of the side element of a shoe upper shown in FIG. 1;

FIG. 4 is a rear elevational view of the side element of a shoe upper shown in FIG. 1; and,

FIG. 5 is a top view of the side element of a shoe upper shown in FIG. 1.

The phantom lines showing a portion of a shoe, in FIGS. 1-5 is for illustrative purposes only and forms no part of the claimed design.

1 Claim, 2 Drawing Sheets



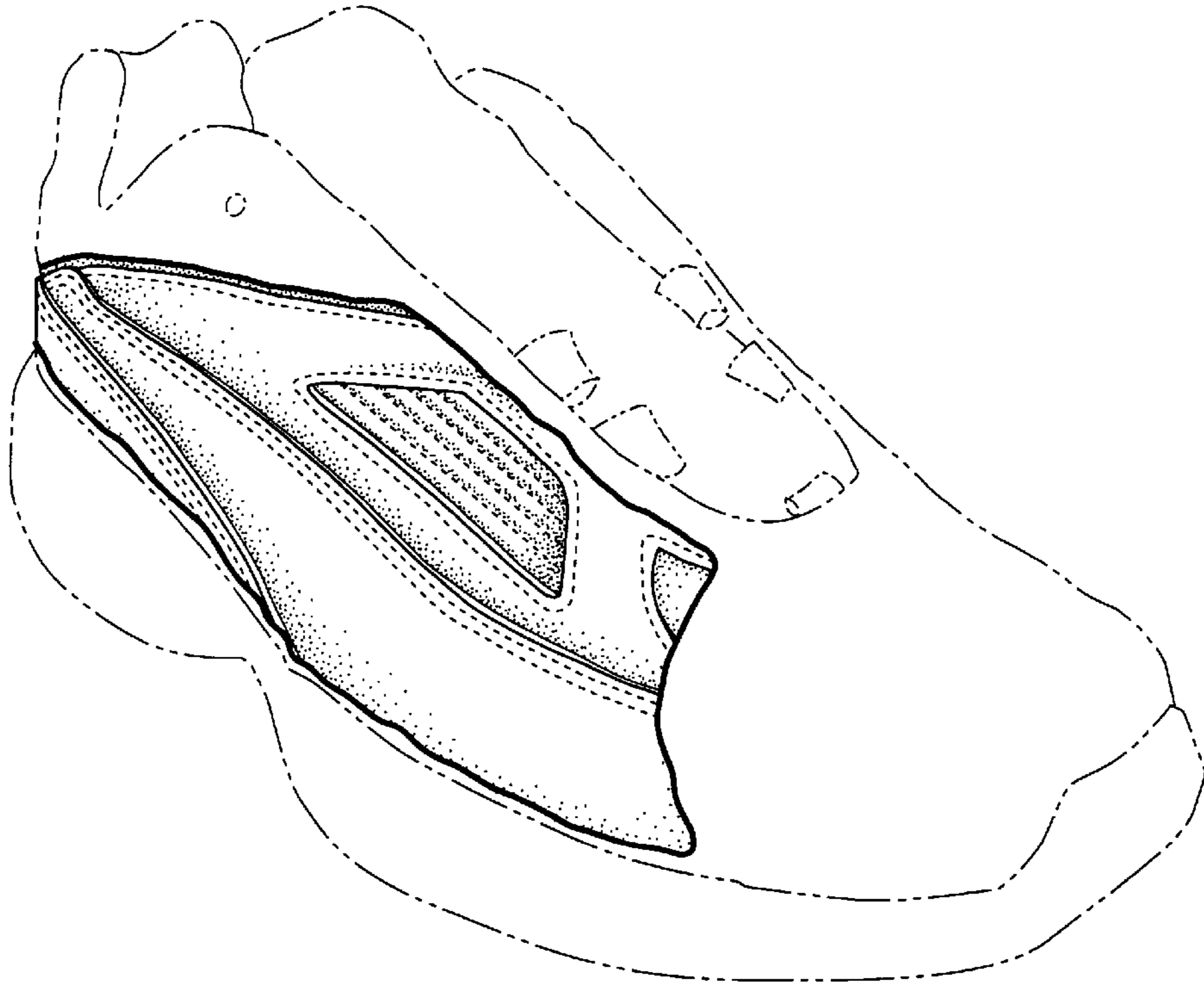


Fig. 1

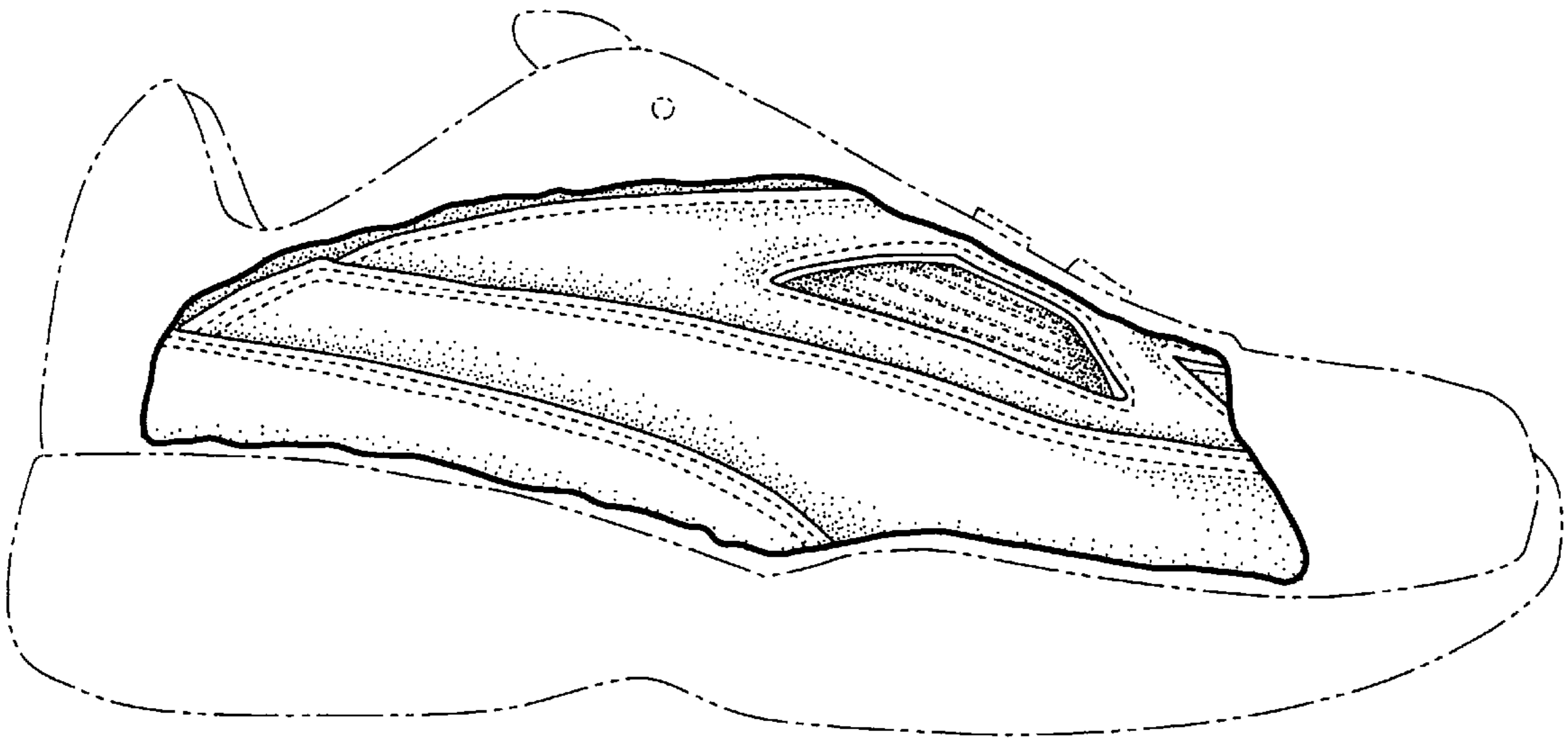


Fig. 2

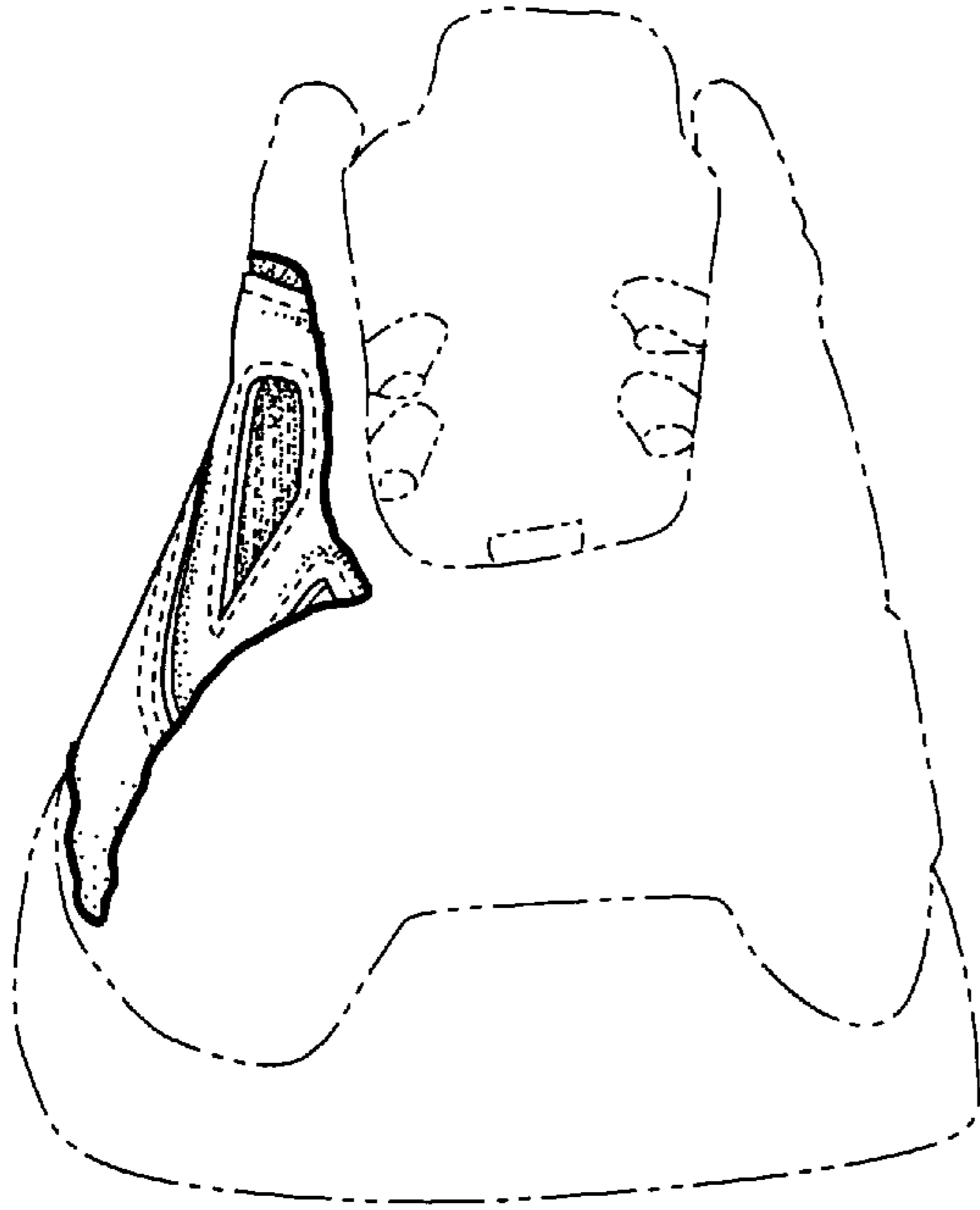


FIG. 3

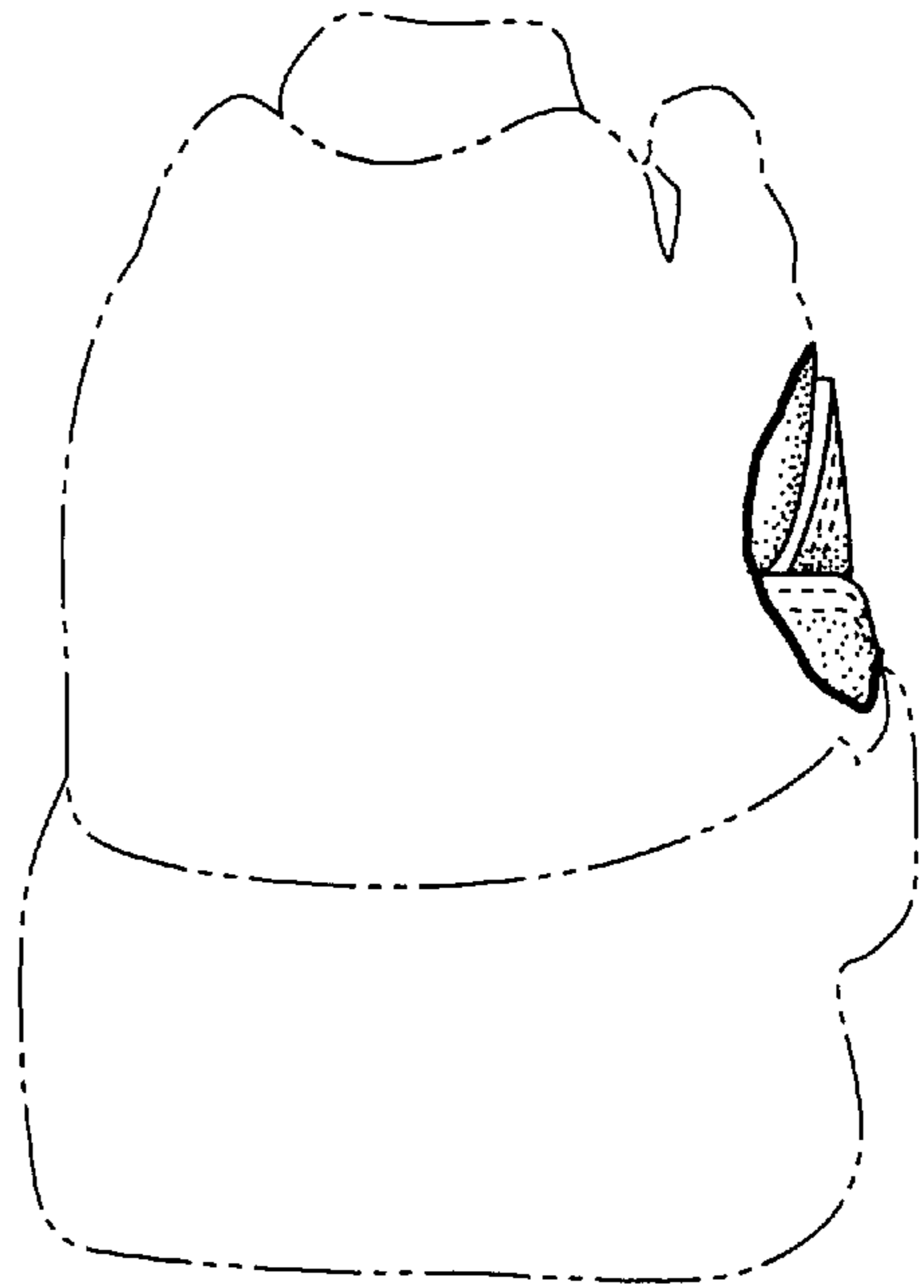


FIG. 4

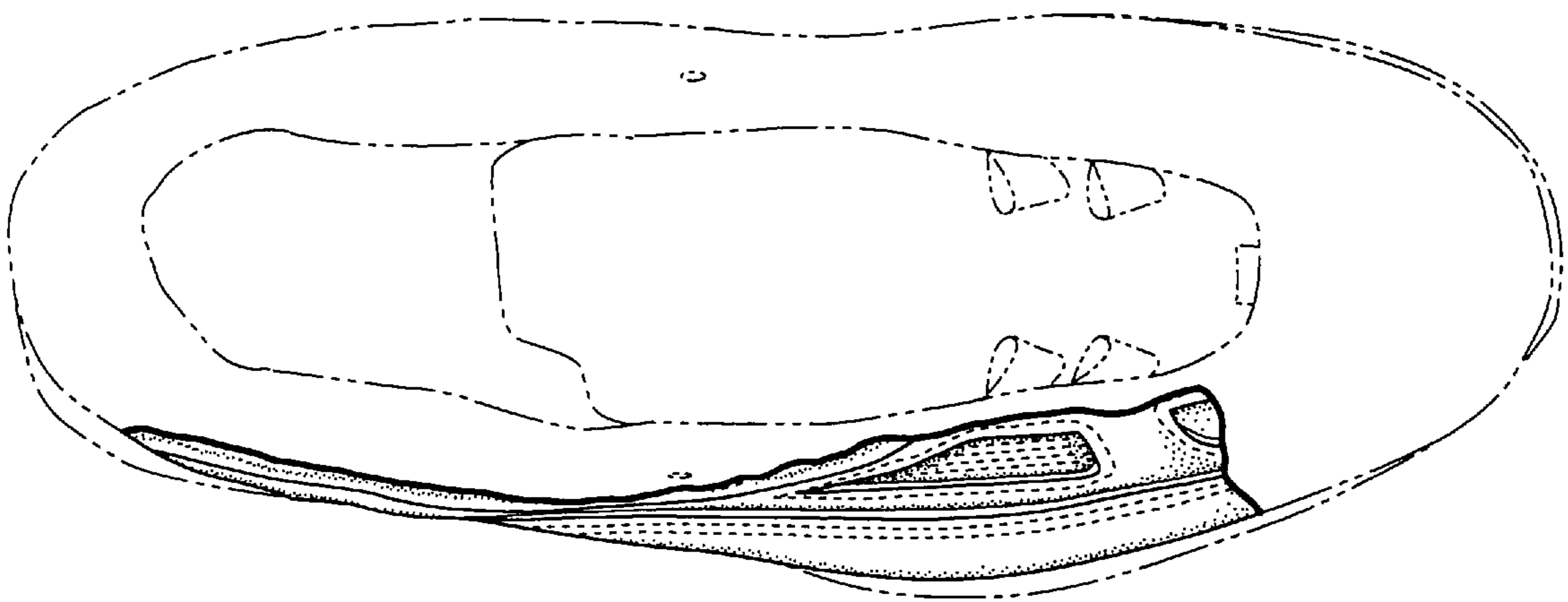


FIG. 5