



US00D416126S

**United States Patent** [19]  
**Jimenez**

[11] **Patent Number: Des. 416,126**

[45] **Date of Patent: \*\* Nov. 9, 1999**

[54] **COMBINED SHOE BOTTOM AND PERIPHERY**

[75] Inventor: **Susann Jimenez**, Manhattan Beach, Calif.

[73] Assignee: **Skechers U.S.A., Inc.**, Manhattan Beach, Calif.

[\*\*] Term: **14 Years**

[21] Appl. No.: **29/095,924**

[22] Filed: **Oct. 23, 1998**

[51] **LOC (6) Cl. .... 02-04**

[52] **U.S. Cl. .... D2/960; D2/947; D2/951; D2/957**

[58] **Field of Search** ..... D2/897, 902, 906, D2/908, 914, 916, 919, 946-962, 964, 977; 36/44, 59 C, 85, 101, 103, 104, 106, 113-115, 124, 126, 127-130, 3 B, 11.5, 12-15, 25 R

[56] **References Cited**

**U.S. PATENT DOCUMENTS**

D. 66,952	3/1925	Pierce	.....	D2/952
D. 135,347	8/1943	Pierson	.....	D2/960
D. 185,462	3/1959	Ratner	.....	D2/957
D. 208,248	8/1967	Ford	.....	D2/957

D. 260,572	9/1981	Greenblatt et al.	.....	D2/952
D. 289,341	4/1987	Turner	.....	D2/957
D. 290,543	6/1987	Yonkers	.....	D2/953
D. 294,537	3/1988	Le	.....	D2/960
D. 299,887	2/1989	Diaz	.....	D2/953
D. 339,463	9/1993	Dyer et al.	.....	D2/960
1,680,147	9/1928	Gilowitz	.....	36/32 R

*Primary Examiner*—Celia Murphy  
*Attorney, Agent, or Firm*—Marshall A. Lerner, Esq.; Bradford E. Mattes, Esq.; Kleinberg & Lerner, LLP


[57] **CLAIM**

The ornamental design for a combined shoe bottom and periphery, as shown and described.

**DESCRIPTION**

FIG. 1 is a perspective view of the front, right and bottom of a shoe bottom and periphery showing my new design. FIG. 2 is a right side elevational view thereof; FIG. 3 is a left side elevational view thereof; FIG. 4 is a bottom plan view thereof; FIG. 5 is a front elevational view thereof; and FIG. 6 is a rear elevational view thereof; The broken line showing the shoe upper in the figures is for illustrative purposes only and forms no part of the claimed design.

**1 Claim, 6 Drawing Sheets**



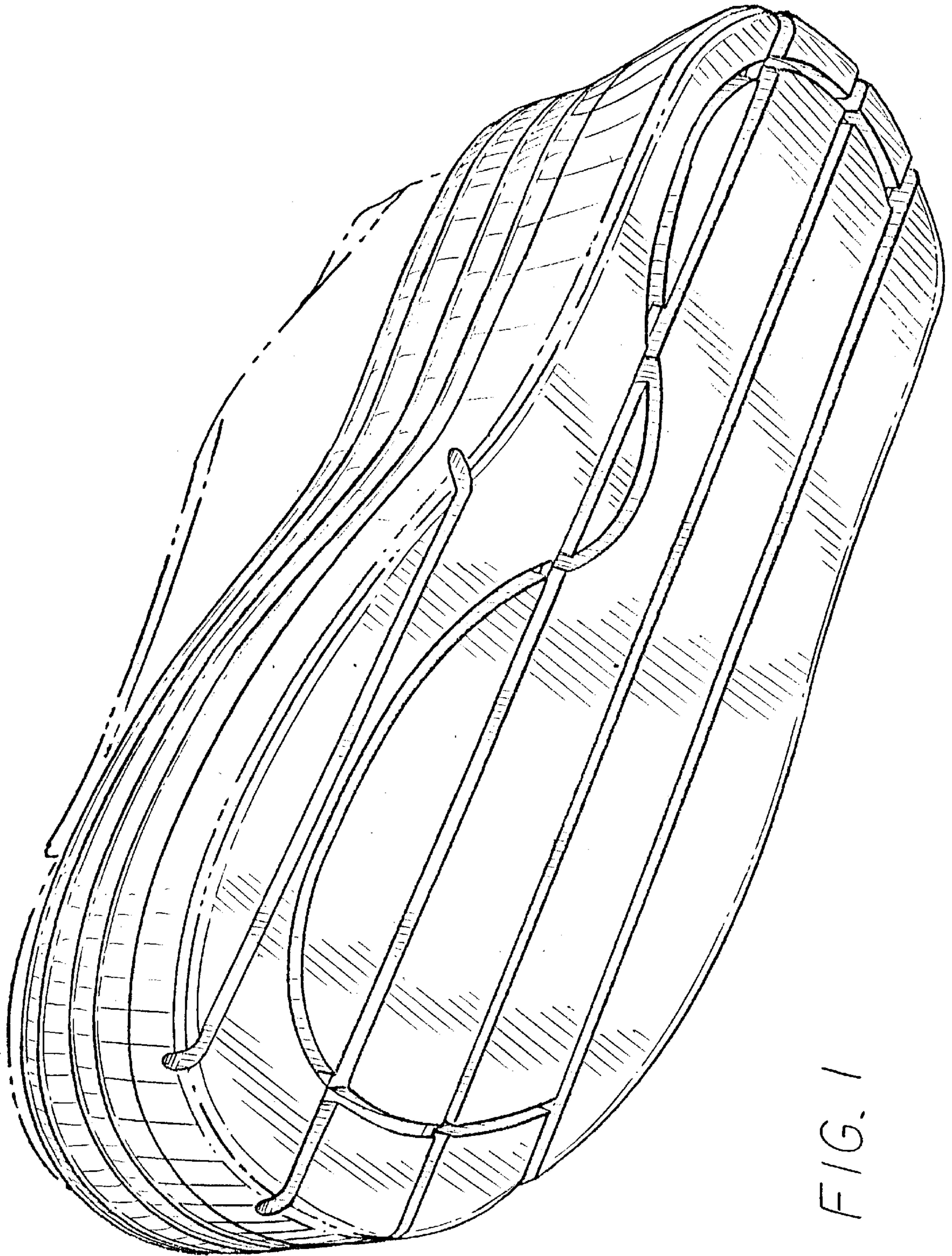


FIG. 1

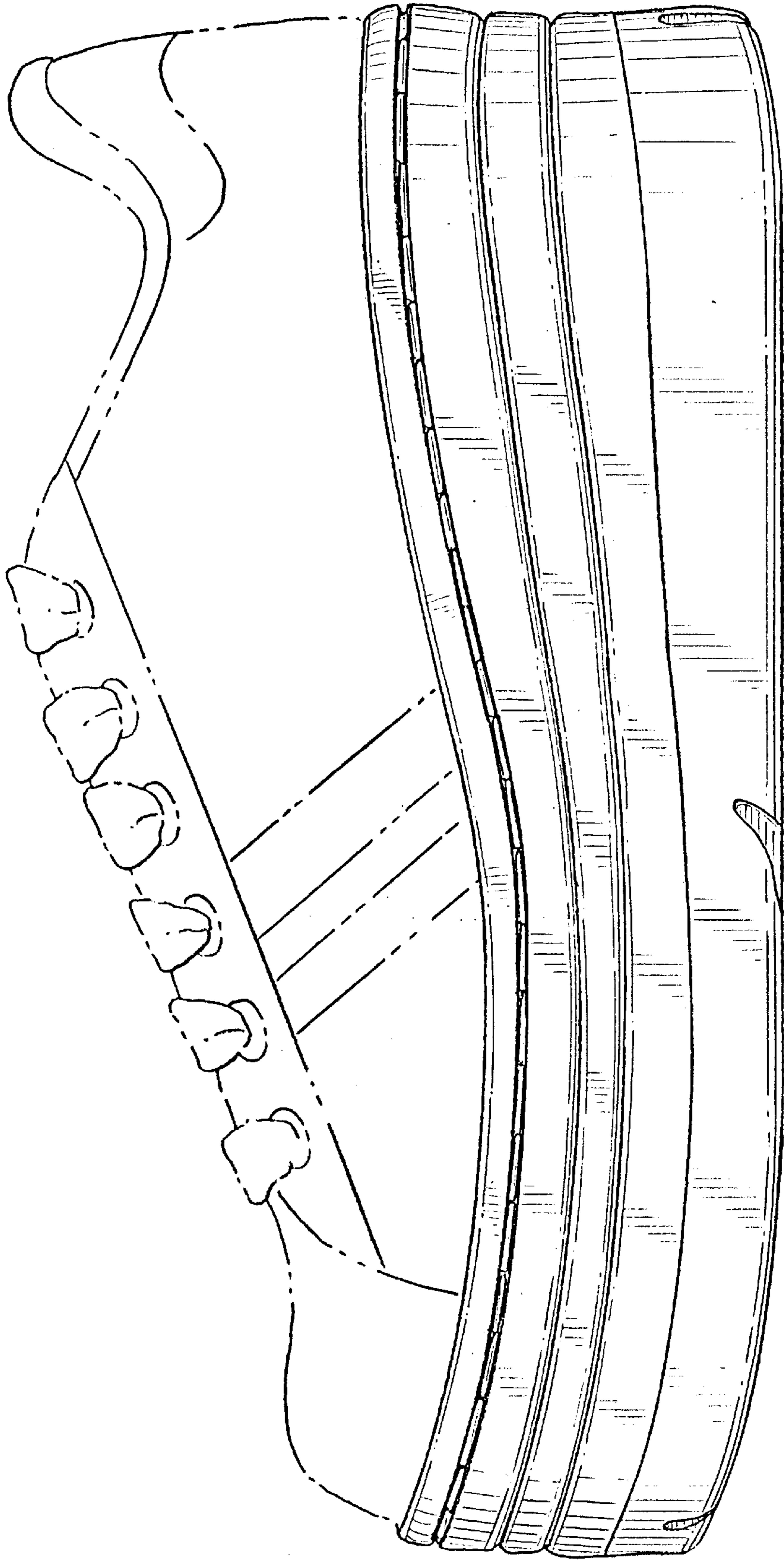


FIG. 2

FIG. 3

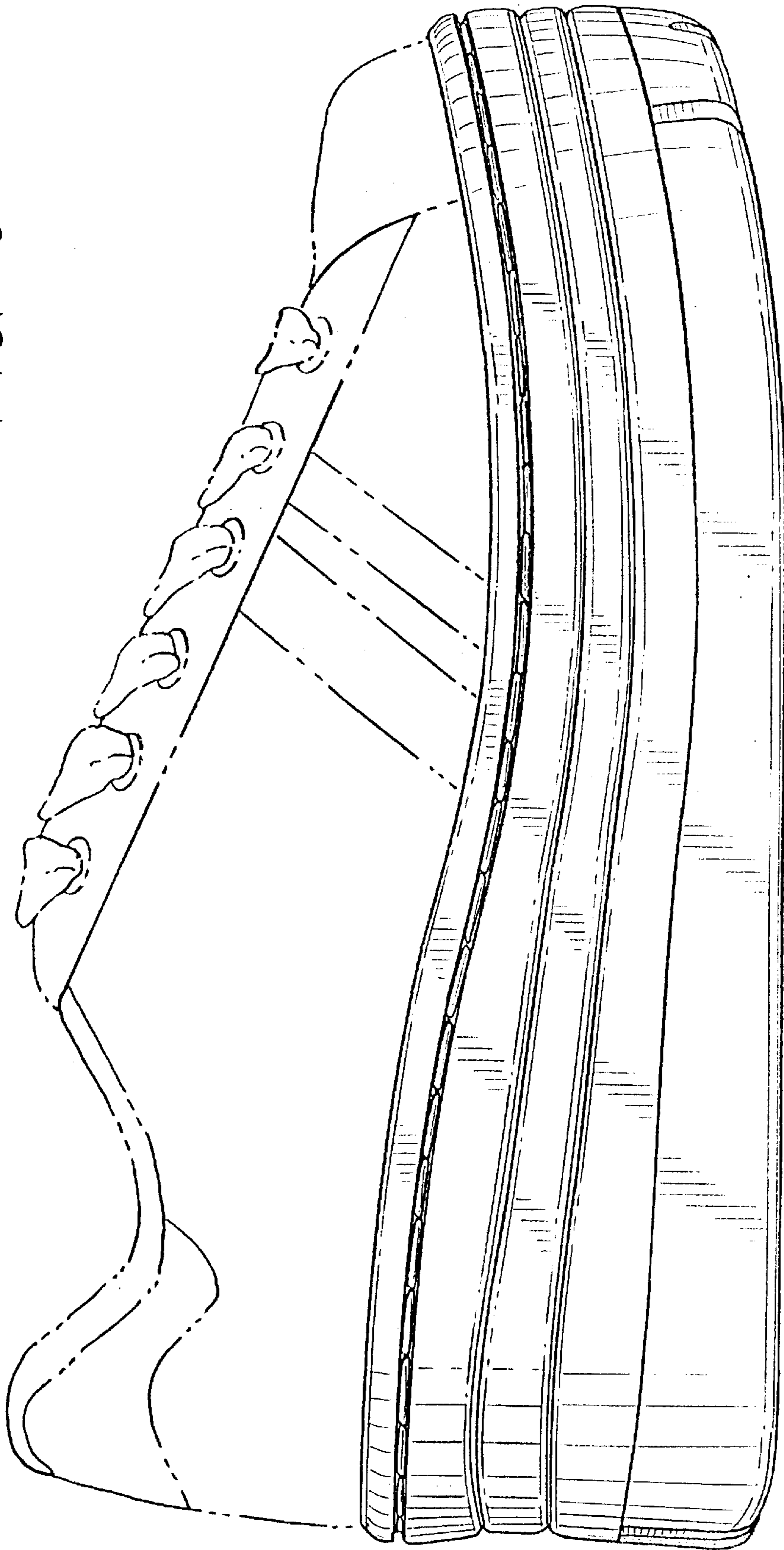


FIG. 4

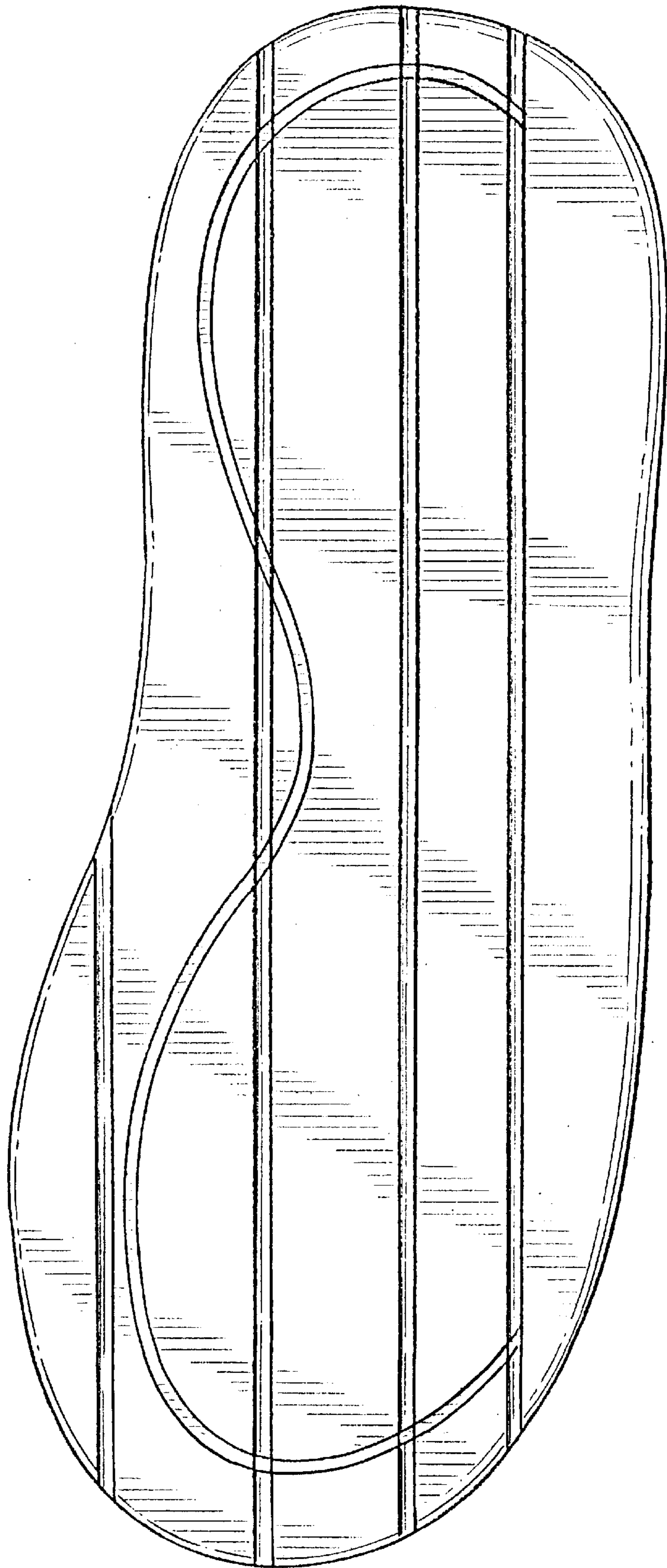


FIG. 5

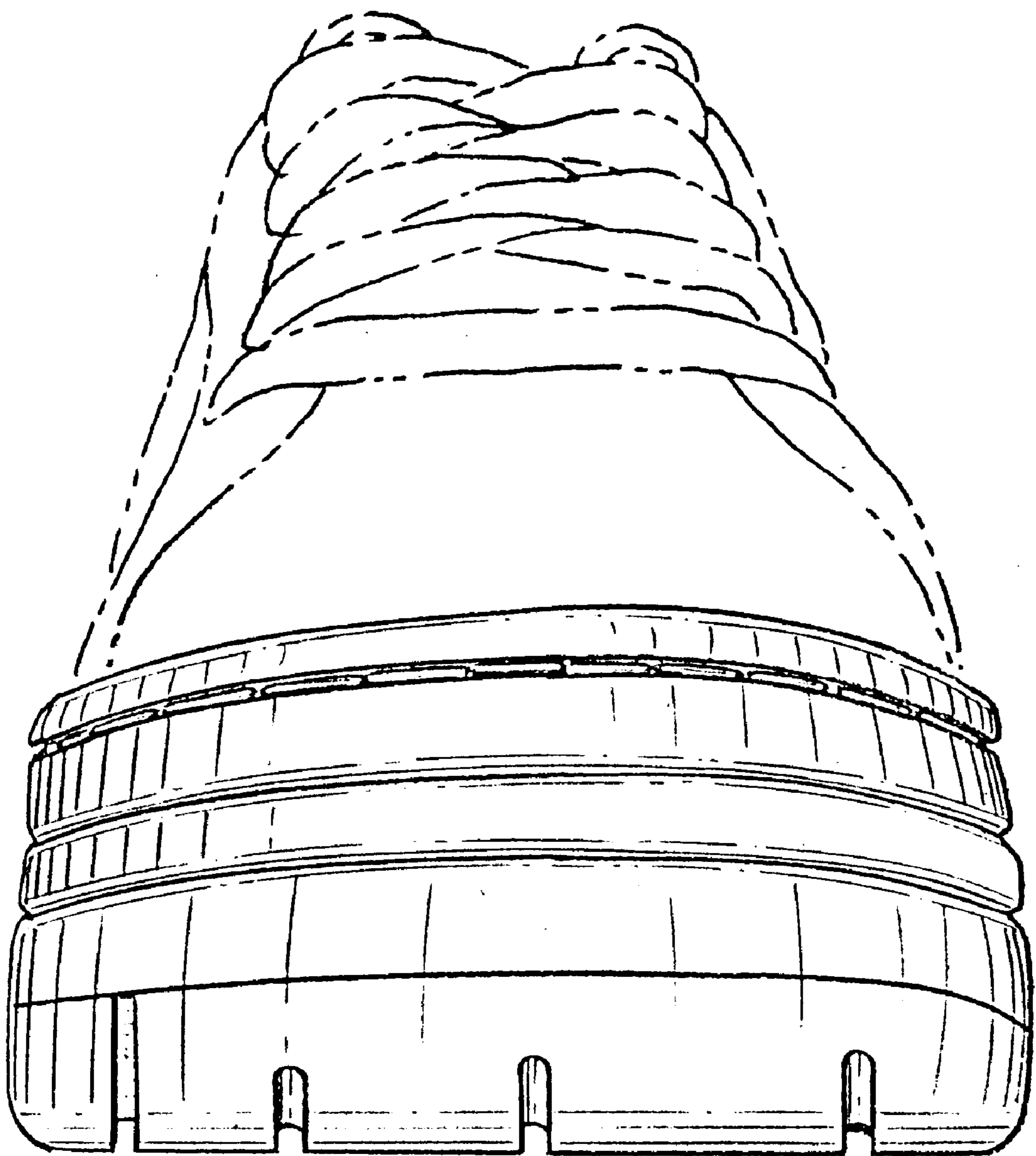


FIG. 6

