



US00D416118S

# United States Patent [19] Paden

[11] **Patent Number: Des. 416,118**

[45] **Date of Patent: \*\* Nov. 2, 1999**

[54] **GAME CARD SCRAPER**

[76] Inventor: **Roberta J. Paden**, 26351 Rapier Rd.,  
Waynesville, Mo. 65583

[\*\*] Term: **14 Years**

[21] Appl. No.: **29/087,046**

[22] Filed: **Apr. 24, 1998**

[51] **LOC (6) Cl. .... 08-05**

[52] **U.S. Cl. .... D32/46; D21/385**

[58] **Field of Search .... D21/369, 385,  
D21/386; D32/46; 273/236-288, 14 R;  
15/236.01, 236.07; 30/164.5, 169**

[56] **References Cited**

**U.S. PATENT DOCUMENTS**

D. 221,244	7/1971	Lawrence	.....	15/236.07
D. 302,880	8/1989	Terry	.....	D32/46
D. 370,099	5/1996	Mancini	.....	D32/46
D. 383,577	9/1997	Lyons	.....	D32/46
D. 389,966	1/1998	Melodia et al.	.....	D32/46

D. 402,514	12/1998	Killins	.....	D32/46
4,249,306	2/1981	Benson	.....	30/169
5,092,050	3/1992	Bardeen	.....	30/169
5,476,381	12/1995	Dragan	.....	30/169

*Primary Examiner*—Sandra L. Morris  
*Attorney, Agent, or Firm*—David L. Volk

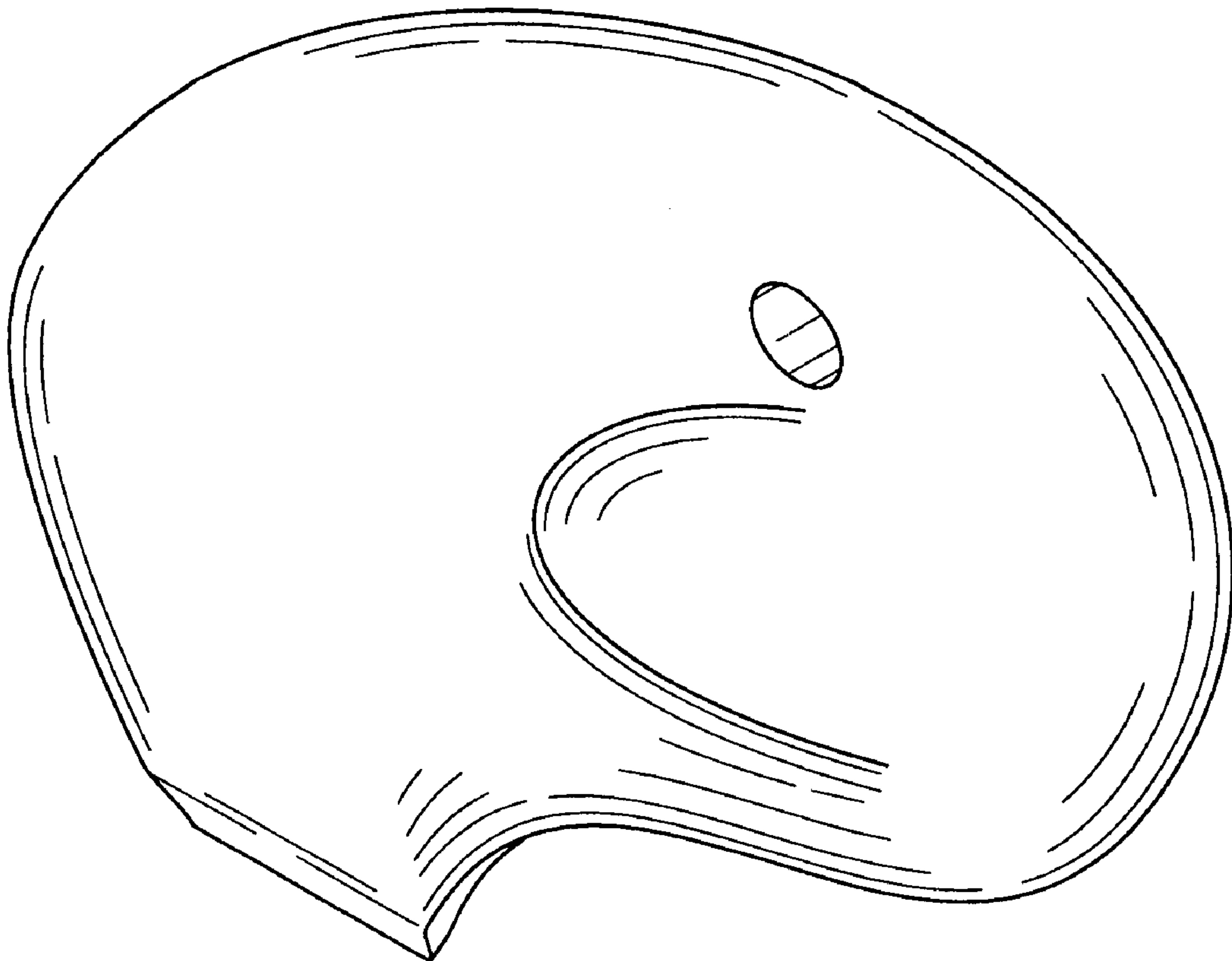
[57] **CLAIM**

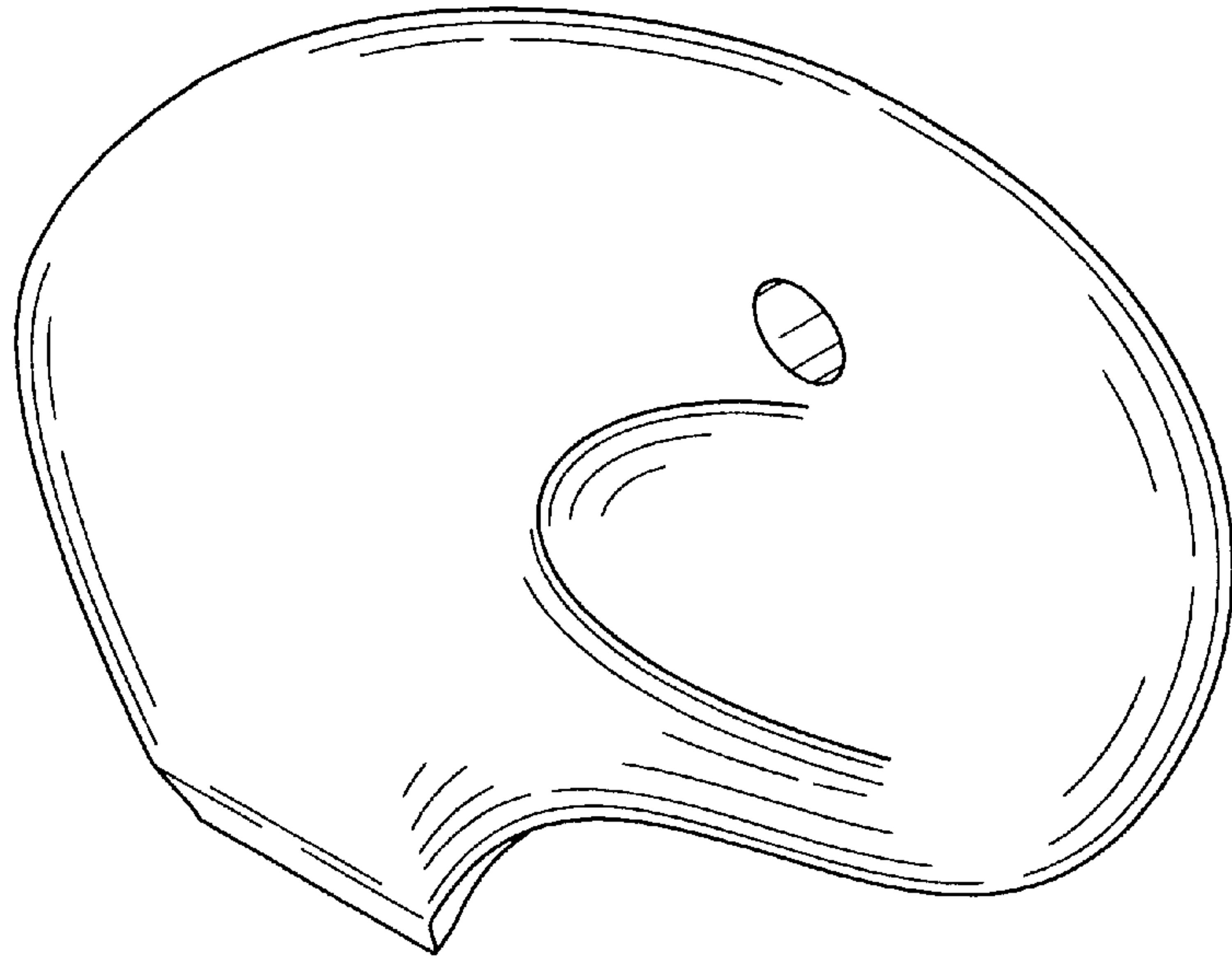
The ornamental design for a game card scraper, as shown and described.

**DESCRIPTION**

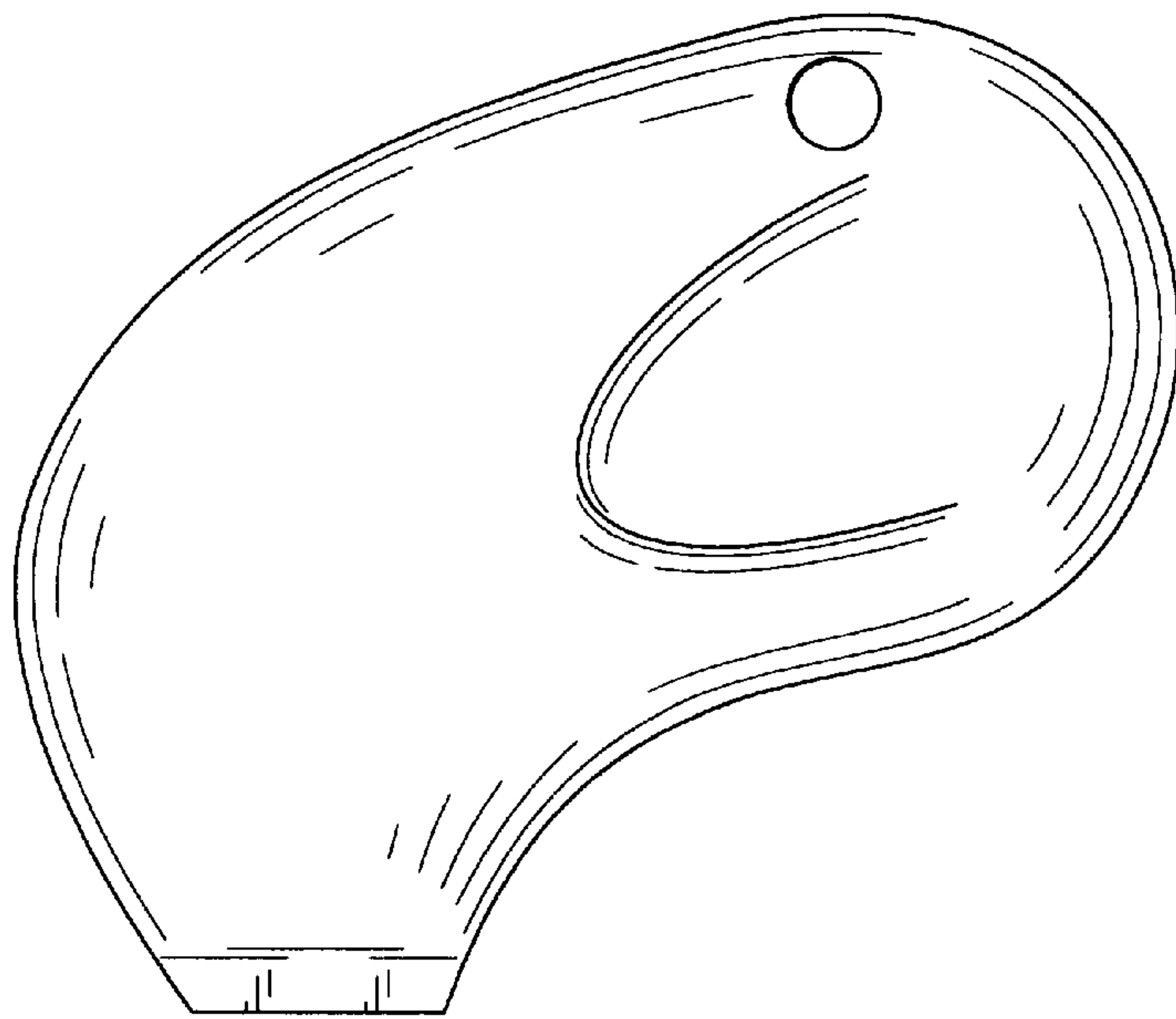
FIG. 1 is a perspective view of a game card scraper showing my new design;  
FIG. 2 is a front elevational view thereof, the rear view being a mirror image;  
FIG. 3 is a left side elevational view thereof;  
FIG. 4 is a right side elevational view thereof;  
FIG. 5 is a top plan view thereof; and,  
FIG. 6 is a bottom plan view thereof.  
Undisclosed surfaces are plain and unornamented.

**1 Claim, 2 Drawing Sheets**

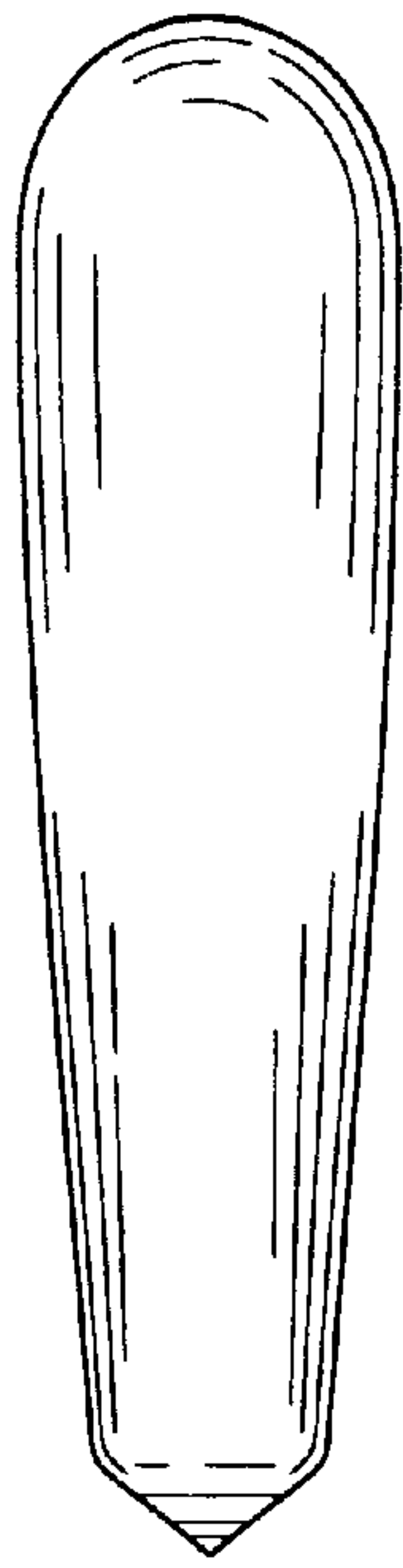




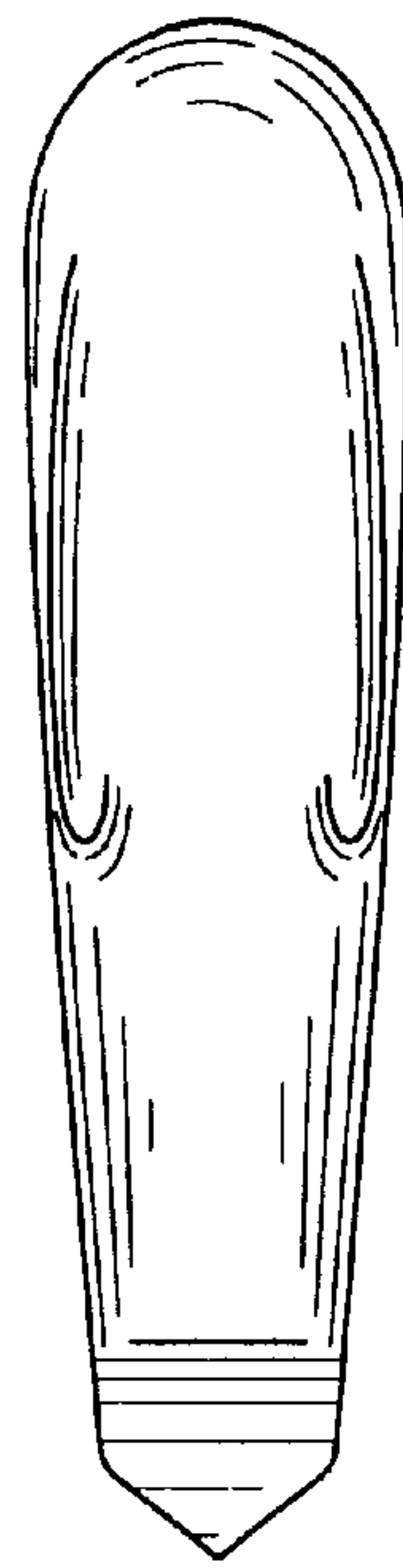
**Fig. 1**




**Fig. 2**



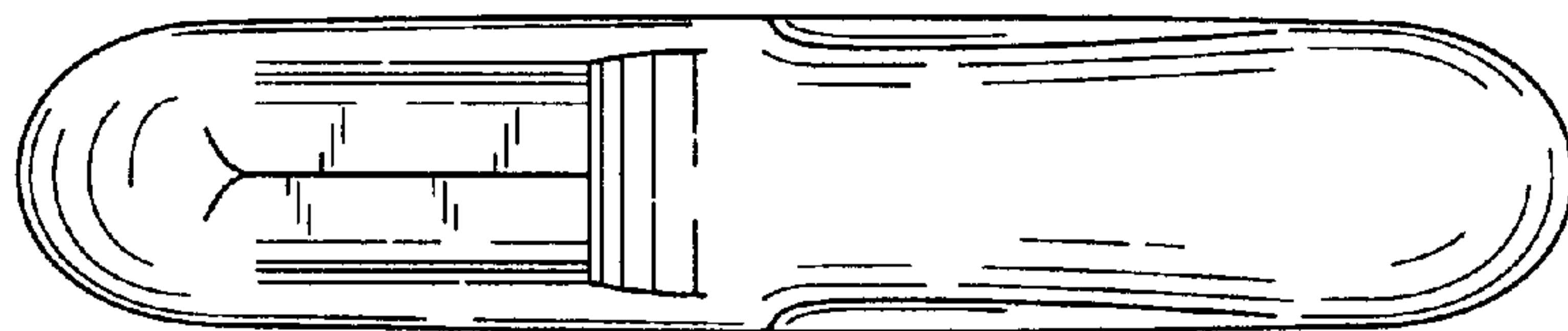
**Fig. 3**



**Fig. 4**



**Fig. 5**



**Fig. 6**