



US00D416109S

United States Patent [19] Wonderley

[11] **Patent Number: Des. 416,109**

[45] **Date of Patent: ** Nov. 2, 1999**

[54] **RAZOR HANDLE**

[75] Inventor: **Jeffrey W. Wonderley**, Fort Defiance, Va.

[73] Assignee: **American Safety Razor Company**, Verona, Va.

[**] Term: **14 Years**

[21] Appl. No.: **29/041,718**

[22] Filed: **Jul. 24, 1995**

[51] **LOC (6) Cl.** **28-03**

[52] **U.S. Cl.** **D28/48**

[58] **Field of Search** D28/46, 48; 30/32, 30/47-51, 85, 86, 87, 89, 90

[56] **References Cited**

U.S. PATENT DOCUMENTS

D. 230,221	1/1974	Glaberson et al.	D28/48
D. 346,880	5/1994	Meisner et al.	D28/48
D. 355,049	1/1995	Yasui	D28/48
D. 364,940	12/1995	Shurtleff	D28/48
2,370,815	3/1945	Ross	30/85 X
2,645,009	7/1953	Cohen	30/90
5,347,717	9/1994	Ts'ai	30/89

FOREIGN PATENT DOCUMENTS

M 94 00 769 7/1994 Germany .
DM/027 322 9/1993 WIPO .

Primary Examiner—Ted Shooman
Assistant Examiner—C. Tuttle
Attorney, Agent, or Firm—McDermott, Will & Emery

[57] **CLAIM**

The ornamental design for a razor handle, as shown and described.

DESCRIPTION

FIG. 1 is a top plan view of the razor handle, with the textured portion indicated by the shading; FIG. 2 is a right side view of the razor handle, the opposite side being a mirror image of the side shown; FIG. 3 is a bottom view of the razor handle thereof. FIG. 4 is a front view shown without the claimed surface pattern for a clear disclosure of the contours; and, FIG. 5 is a right side view thereof.

The unshaded portions in FIGS. 1 and 4 form no part of the claimed design; and the broken lines defining the boundaries of the claim form no part thereof.

1 Claim, 2 Drawing Sheets

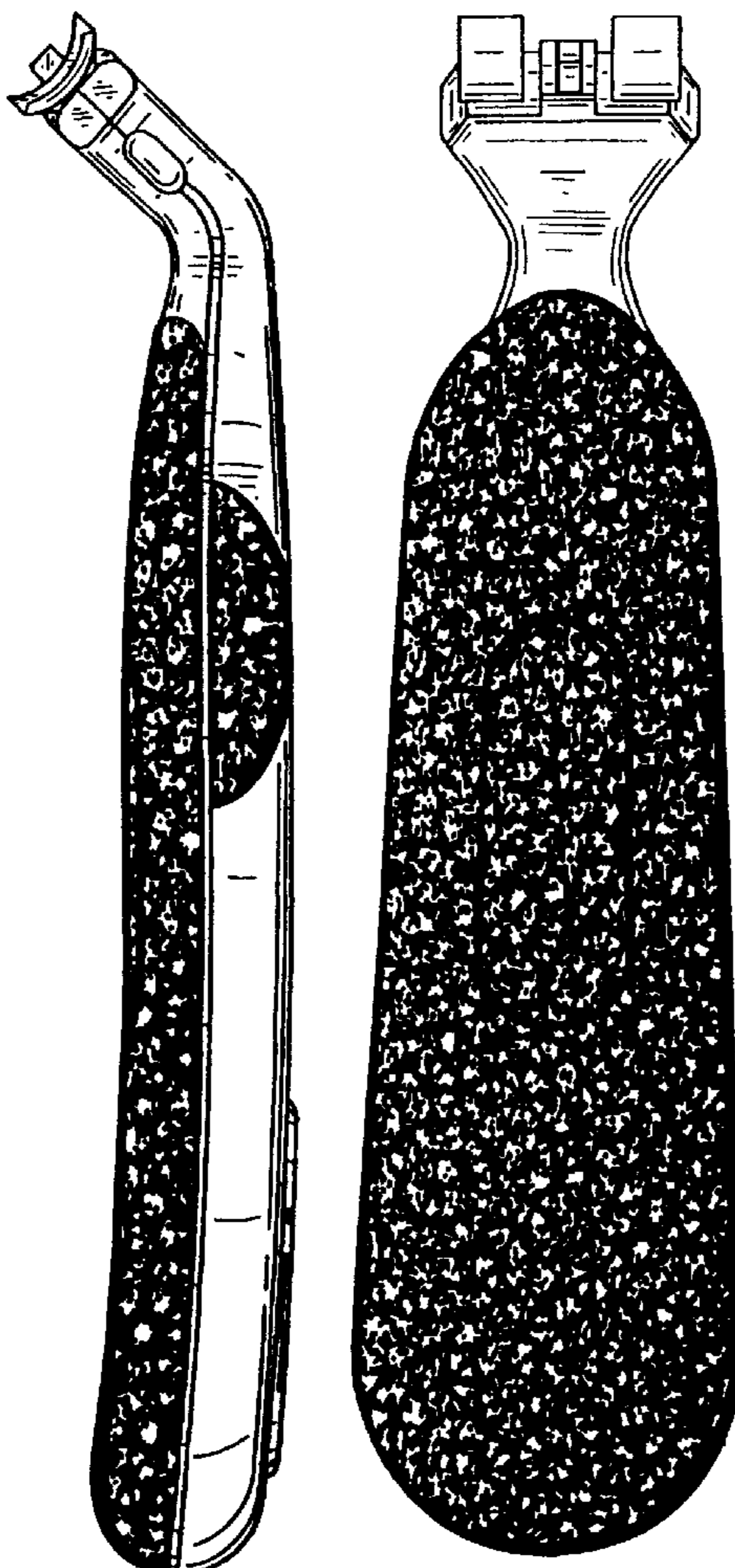




FIG. 3




FIG. 2

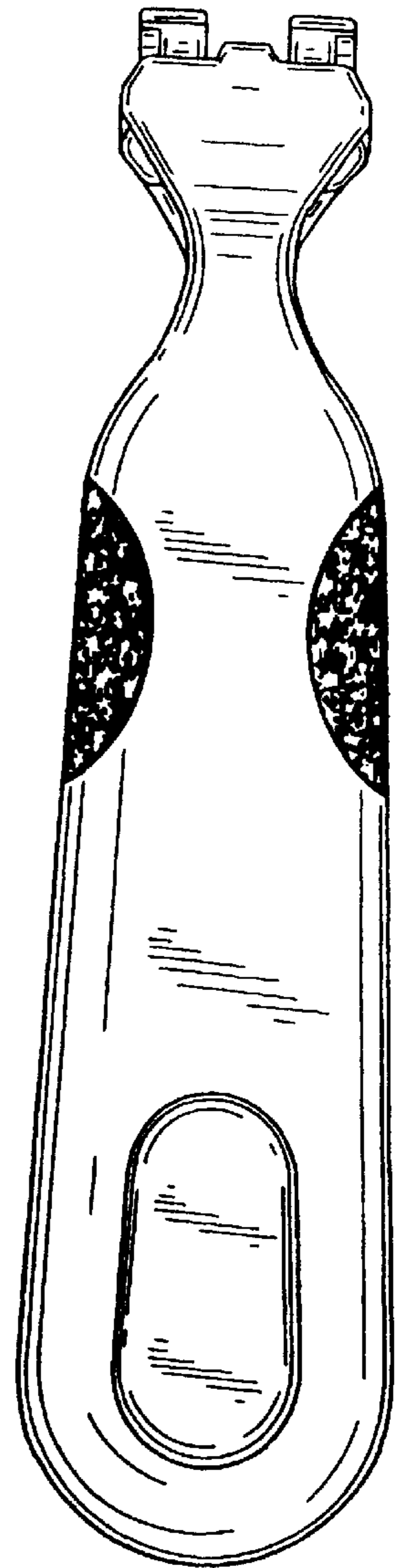


FIG. 1

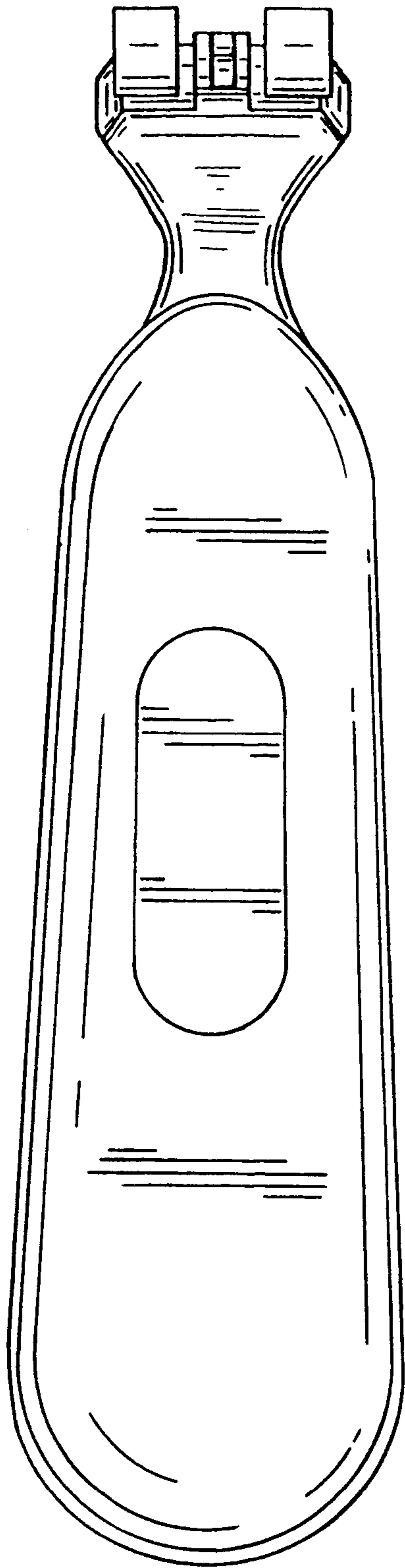


FIG. 4

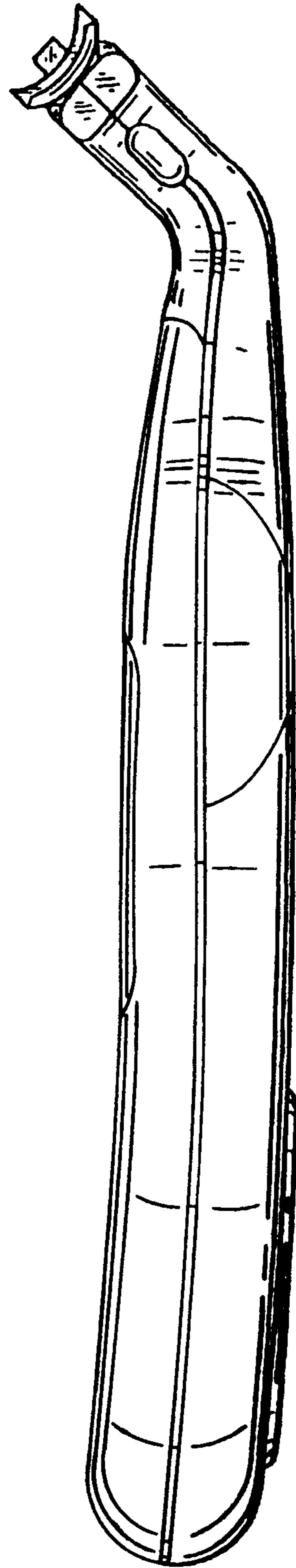


FIG. 5