



US00D416108S

United States Patent [19]
Shurtleff et al.

[11] **Patent Number: Des. 416,108**
[45] **Date of Patent: ** Nov. 2, 1999**

[54] **RAZOR**

[75] Inventors: **Jill Marie Shurtleff**, South Boston;
Gerald Ted Swanson, Kingston;
Angela Hyatt Hockman, Jamaica
Plain, all of Mass.

[73] Assignee: **The Gillette Company**, Boston, Mass.

[**] Term: **14 Years**

[21] Appl. No.: **29/087,065**

[22] Filed: **Apr. 24, 1998**

[51] **LOC (6) Cl.** **28-03**

[52] **U.S. Cl.** **D28/46**

[58] **Field of Search** D28/46-48; D4/104,
D4/138; D8/107, DIG. 3, DIG. 10; 30/32,
34.05, 34.1, 34.2, 47-51, 526, 527

[56] **References Cited**

U.S. PATENT DOCUMENTS

D. 192,298	2/1962	Hvale et al.	D44/29
D. 230,221	1/1974	Glaberson et al.	D28/48
D. 230,222	1/1974	Glaberson et al.	D28/48
D. 248,577	7/1978	Byrne	D28/48
D. 254,692	4/1980	Del Re	D28/46
D. 260,944	9/1981	Gray	D28/46
D. 276,005	10/1984	Fido	D4/104
D. 276,686	12/1984	Jagger	D7/151
D. 279,613	7/1985	Hannemann	D28/48
D. 319,893	9/1991	Pittaway	D28/48
330,418	11/1885	Patridge et al.	30/77
D. 337,660	7/1993	Ricciarelli et al.	D4/138
D. 343,254	1/1994	Miller et al.	D28/47
D. 346,880	5/1994	Meisner et al.	D28/48
D. 351,485	10/1994	Miskin	D28/46
D. 352,568	11/1994	Meisner et al.	D28/48
D. 354,586	1/1995	Grange	D28/46
D. 355,049	1/1995	Yasui	D28/48
D. 362,963	10/1995	Brady et al.	D4/104
D. 373,218	8/1996	Shurtleff et al.	D28/47
D. 373,904	9/1996	Vanderhoef et al.	D4/138
D. 375,206	11/1996	Halm	D4/104
D. 381,887	8/1997	Chen	D8/303
D. 385,659	10/1997	Shurtleff	D28/48
D. 386,821	11/1997	Shurtleff et al.	D28/48

D. 392,418	3/1998	Gray	D28/48
D. 396,754	8/1998	Chang	D4/138
1,373,874	4/1921	Engstrom	30/51
2,183,554	12/1939	Evans	30/84
2,370,815	3/1945	Ross	.	
3,128,551	4/1964	Crown	30/63
4,964,214	10/1990	Welsh et al.	30/49
5,018,274	5/1991	Trotta	30/50
5,031,319	7/1991	Althaus et al.	30/526
5,088,195	2/1992	Lazarshik et al.	30/49
5,092,042	3/1992	Miller et al.	30/77
5,153,992	10/1992	Brown et al.	30/49
5,533,263	7/1996	Gilder	30/530
5,535,518	7/1996	Althaus	30/527
5,604,983	2/1997	Simms et al.	30/49

FOREIGN PATENT DOCUMENTS

0289228	11/1988	European Pat. Off.	B26B 21/06
0 353 919	2/1990	European Pat. Off.	B26B 21/52
0615 820 A1	9/1994	European Pat. Off.	B26B 21/52
3031131	4/1982	Germany	A45D 33/36
1481-061-A	1/1987	U.S.S.R.	B26B 21/14
2139541	11/1984	United Kingdom	B26B 21/06
2059944	11/1997	United Kingdom	.	
DM/027322	9/1993	WIPO	28/3
WO 96/02369	2/1996	WIPO	B26B 21/14
WO 97/09155	3/1997	WIPO	B26B 21/52
WO 97/17174	5/1997	WIPO	B26B 21/00
WO 97/37819	10/1997	WIPO	B26B 21/22

Primary Examiner—Ted Shooman

Assistant Examiner—C Tuttle

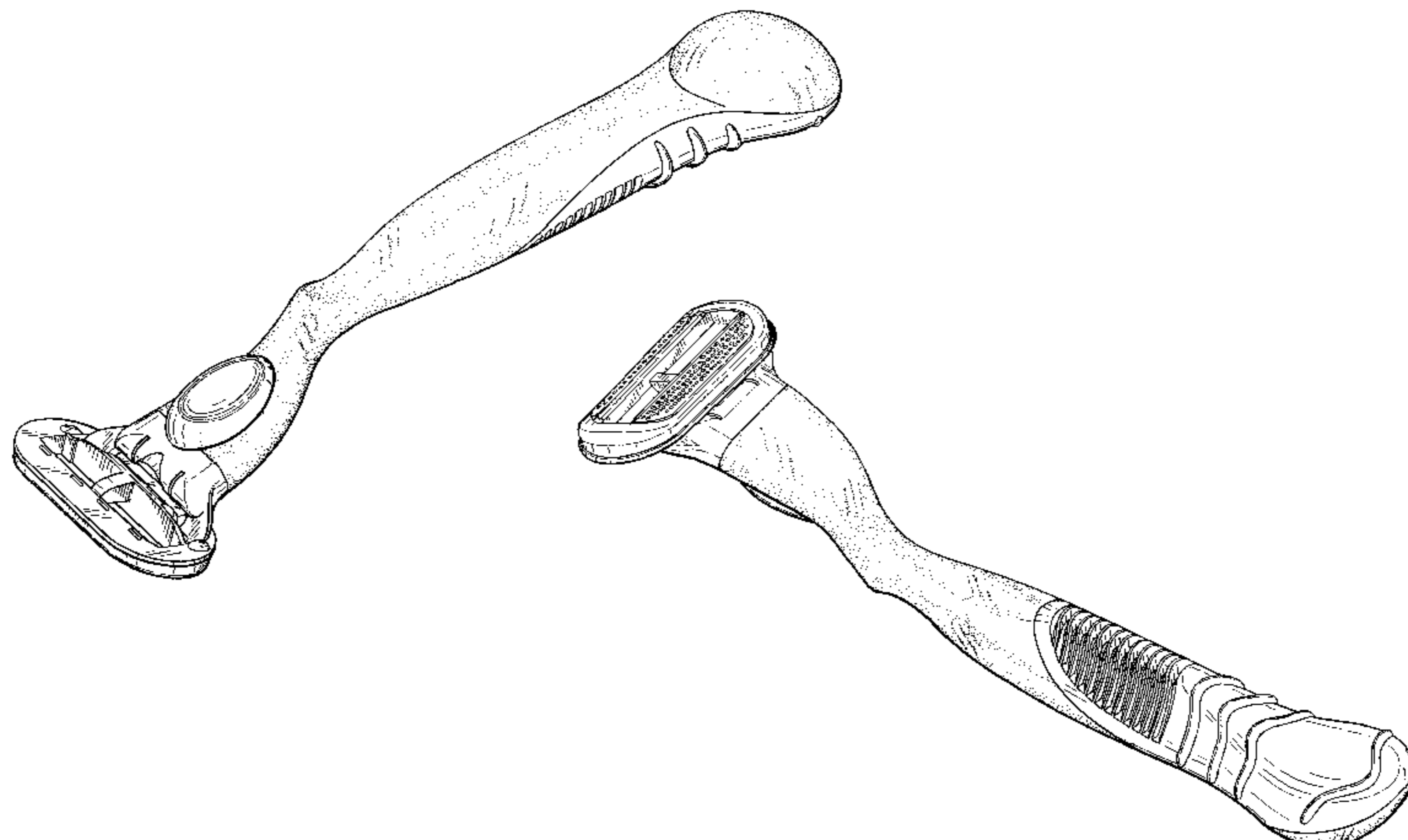
Attorney, Agent, or Firm—Donal B. Tobin; Edward S. Podszus; Aubrey C. Brine

[57] **CLAIM**

The ornamental design for a razor, as shown and described.

DESCRIPTION

FIG. 1 is a top perspective view of a razor showing our new design;
FIG. 2 is a bottom perspective view thereof;
FIG. 3 is a top plan view thereof;
FIG. 4 is a bottom plan view thereof;
FIG. 5 is a right side elevational view, the left side elevational view being a mirror image thereof;
FIG. 6 is a front elevational view thereof; and,
FIG. 7 is a rear elevational view thereof.



The broken lines showing the blades are for illustrative purposes only and form no part of the claimed design.

1 Claim, 4 Drawing Sheets

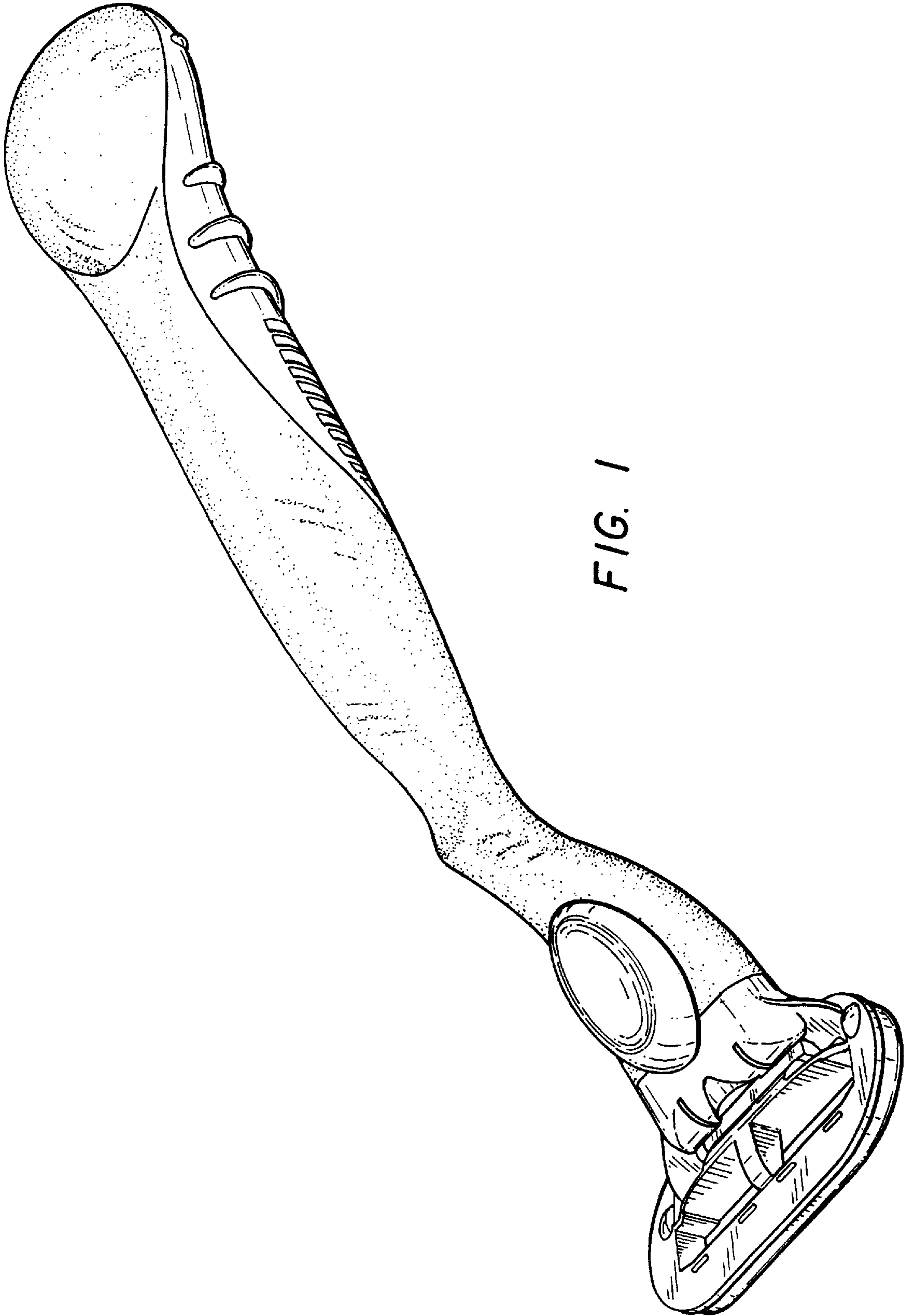


FIG. 1

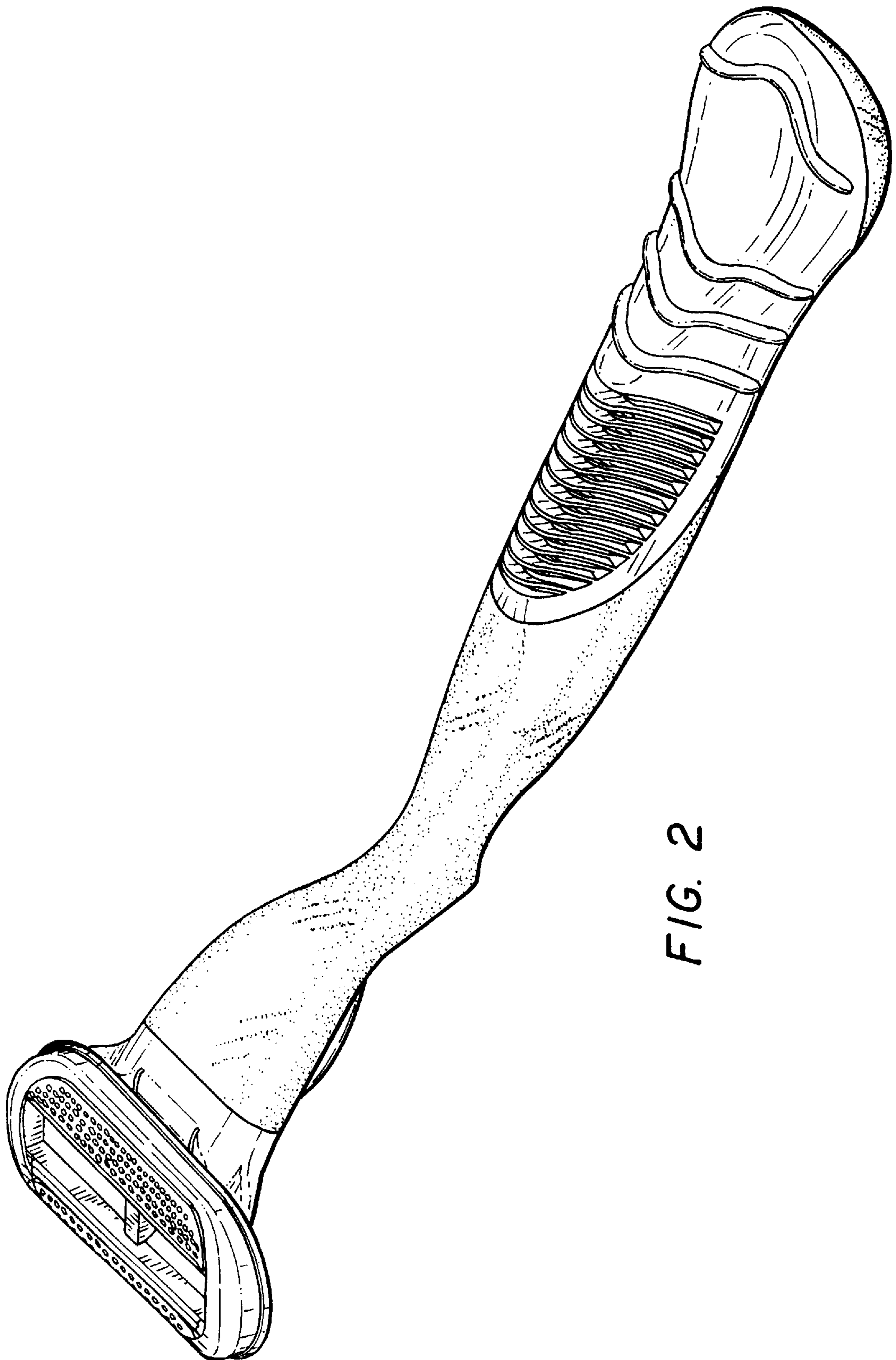
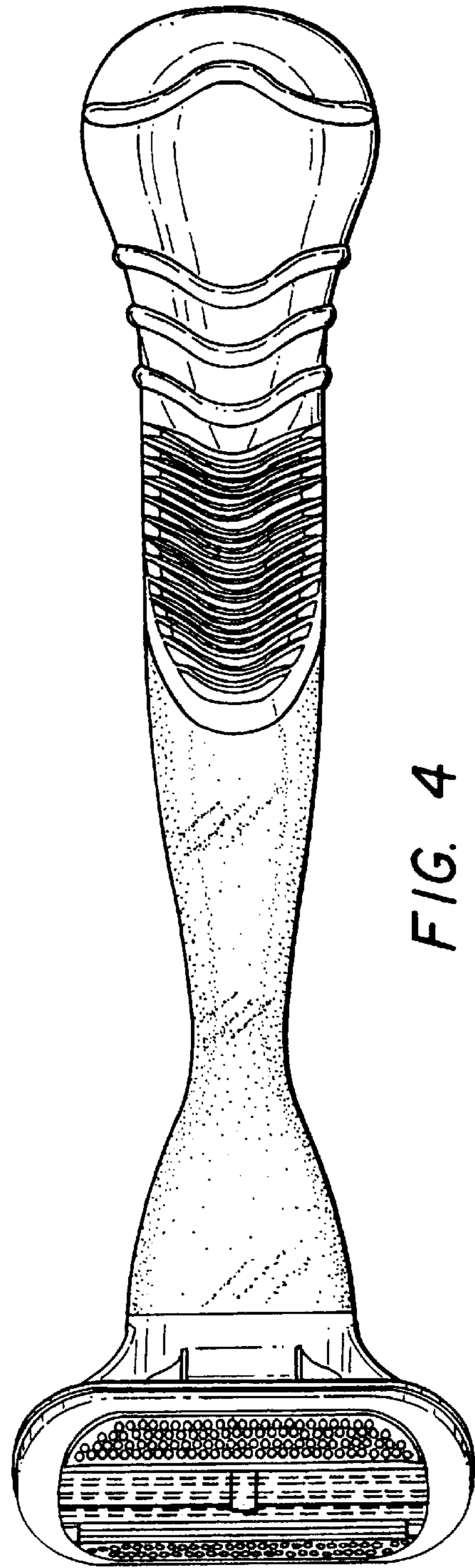
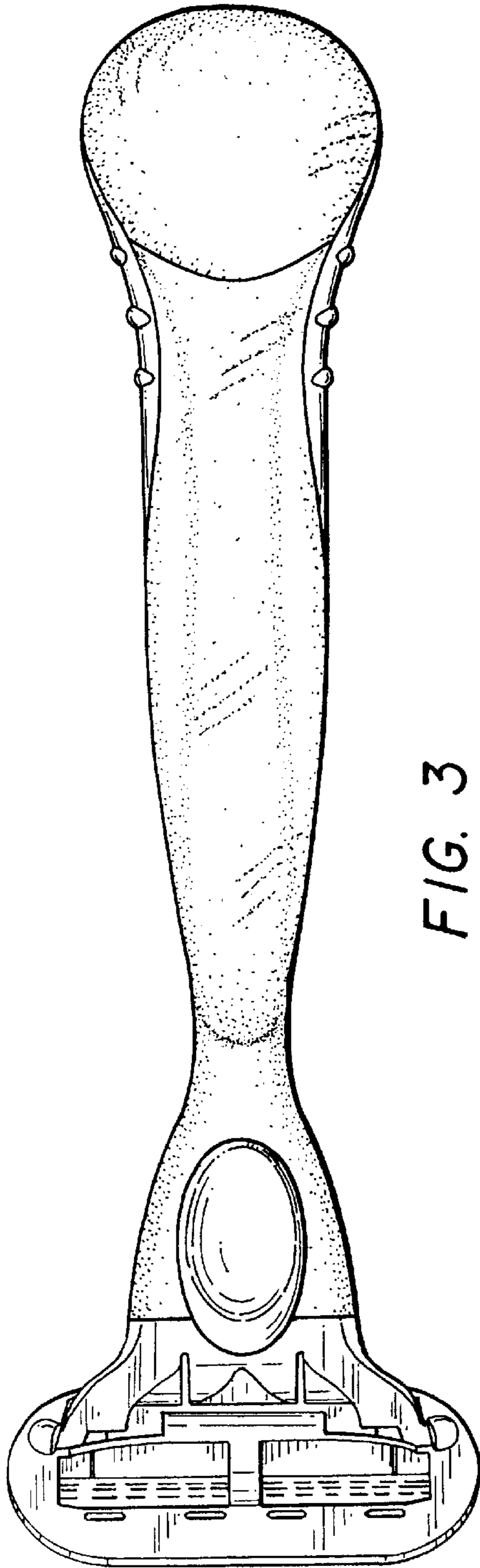


FIG. 2



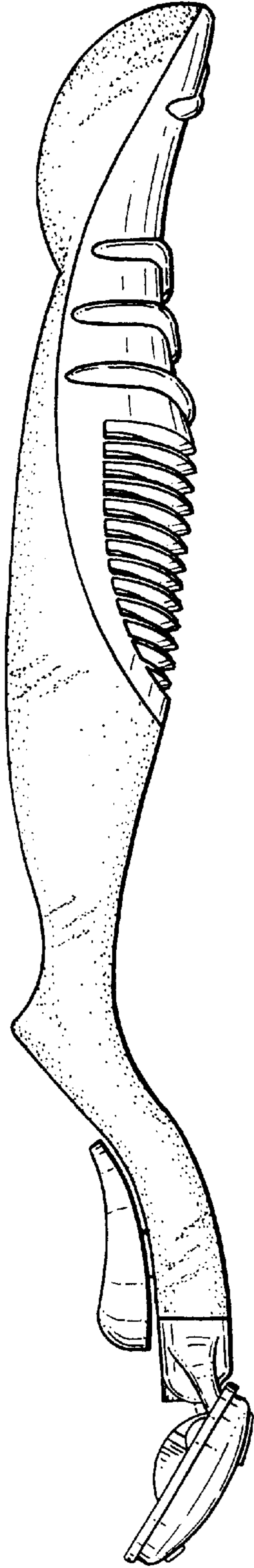


FIG. 5

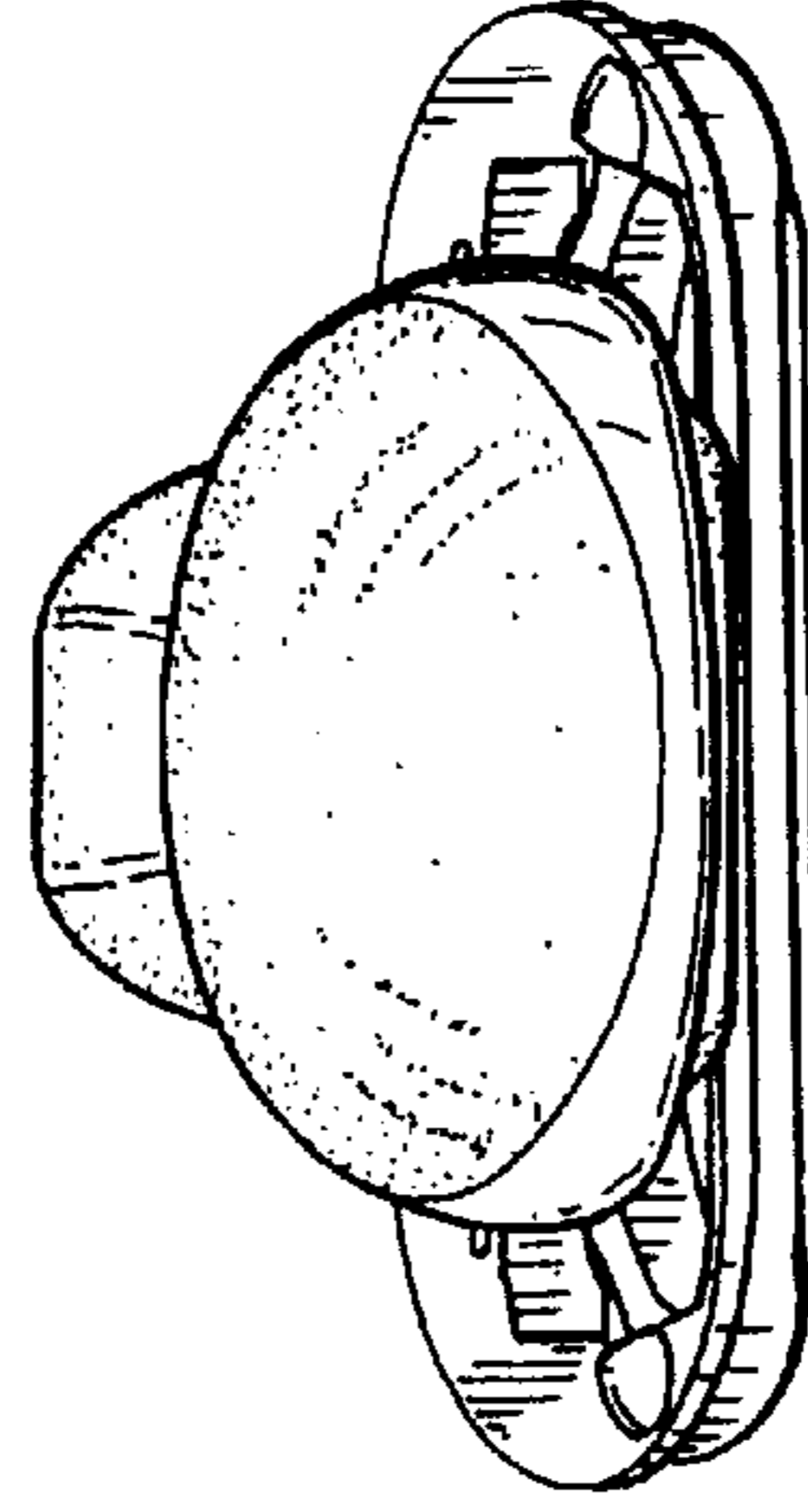


FIG. 7

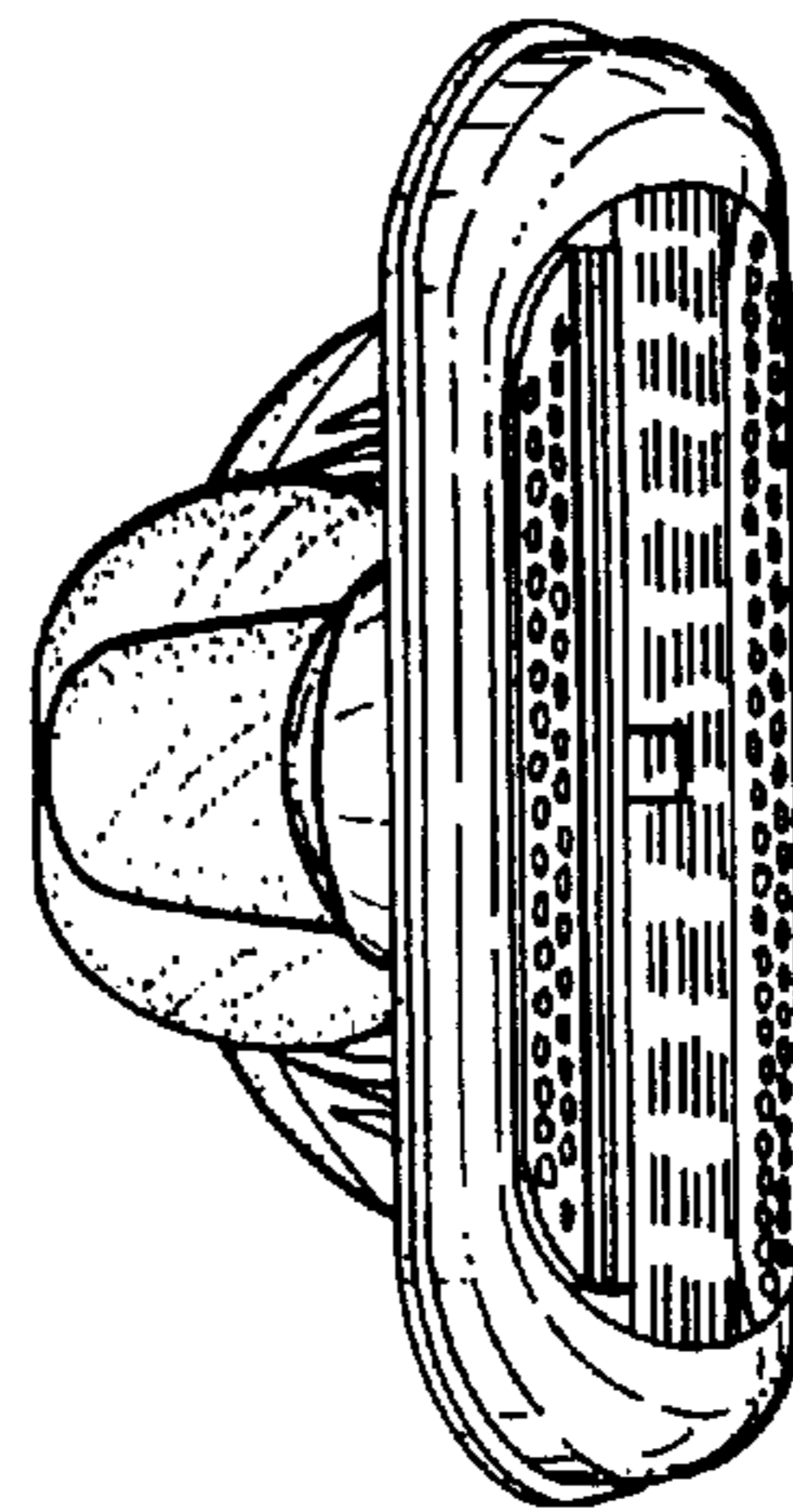


FIG. 6