



US00D416106S

United States Patent [19] Rennecamp

[11] Patent Number: **Des. 416,106**

[45] Date of Patent: **** Nov. 2, 1999**

[54] **SMOKING SYSTEM**

[75] Inventor: **Bryan Richard Rennecamp**, St. Louis, Mo.

[73] Assignee: **Bryan R. Rennecamp**, St. Louis, Mo.

[**] Term: **14 Years**

[21] Appl. No.: **29/101,865**

[22] Filed: **Mar. 12, 1999**

[51] **LOC (6) Cl.** **27-06**

[52] **U.S. Cl.** **D27/189; D27/188; D27/186**

[58] **Field of Search** 206/242, 246, 206/259, 265, 267, 236; D27/172, 183, 186, 187, 189, 188; 131/260, 270, 329; D14/191

[56] **References Cited**

U.S. PATENT DOCUMENTS

D. 339,348	9/1993	Kuroda et al.	D14/191
D. 351,681	10/1994	Lechere	D27/189
D. 352,602	11/1994	Wendell	D3/230
D. 368,326	3/1996	Reid	D27/186
D. 397,504	8/1998	Zelenik	D27/187
D. 399,600	10/1998	Bowen et al.	D27/194
D. 401,012	11/1998	Montoya	D27/187
4,214,658	7/1980	Crow	206/244
4,667,688	5/1987	Roig et al.	131/329
5,465,738	11/1995	Rowland	131/329
5,529,078	6/1996	Rehder et al.	131/329
5,711,423	1/1998	Fuller, Jr.	206/246

5,810,164 9/1998 Rennecamp 206/256

OTHER PUBLICATIONS

Music City Marketing Smokeshop Articles & Accessories Catalog (1997) pp. 86-89.
Glow Industries Tobacco Accessories Catalog (1996) pp. 1-2.

Primary Examiner—Susan J. Lucas
Assistant Examiner—Jennifer Rivard



[57] **CLAIM**

The ornamental design for a smoking system, as shown and described.

DESCRIPTION

FIG. 1 is a perspective view showing my new design, shown with the lid in a closed position;
FIG. 2 is a perspective view with the lid partially moved to reveal the chamber for holding loose tobacco;
FIG. 3 is a perspective view with the lid partially moved to reveal the pipe receptacle;
FIG. 4 is a perspective view of the base without the lid;
FIG. 5 is a front elevation thereof, shown in a vertically upright position;
FIG. 6 is a right side elevation thereof, the left side elevational view being identical thereto;
FIG. 7 is a rear elevation thereof;
FIG. 8 is a top view thereof; and,
FIG. 9 is a bottom view thereof.

1 Claim, 9 Drawing Sheets






FIG. 1

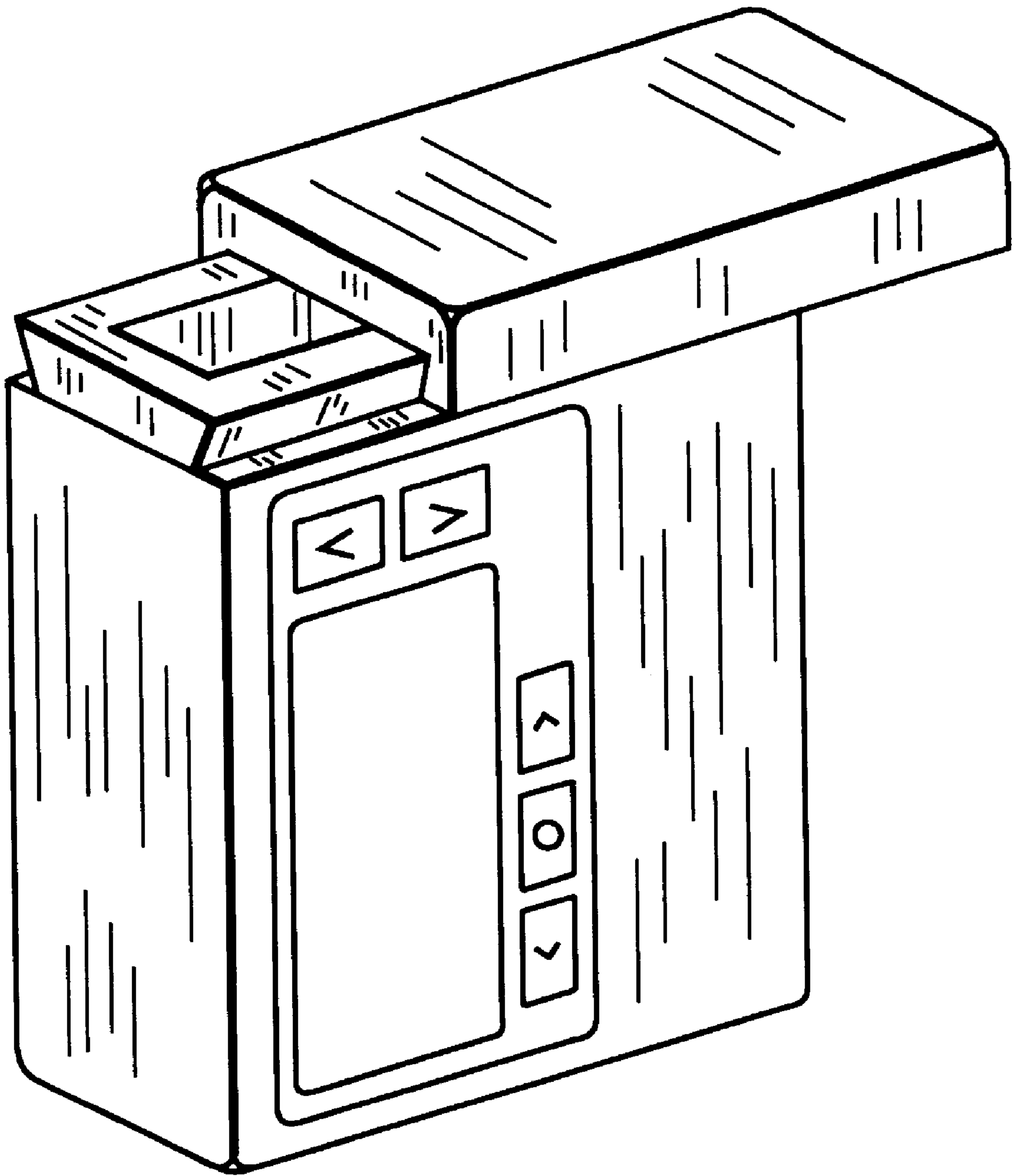


FIG. 2




FIG. 3




FIG. 4

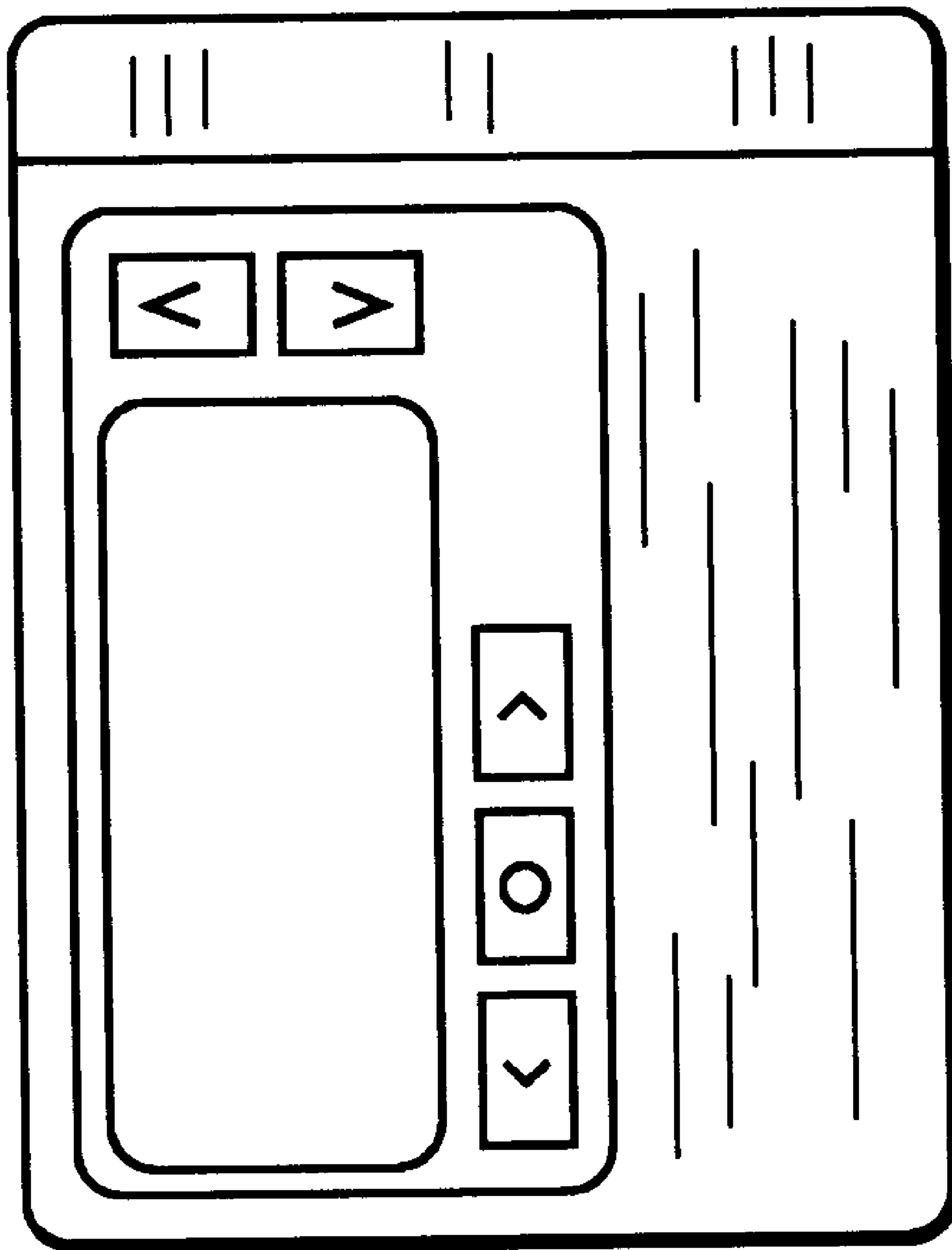


FIG. 5



FIG. 6

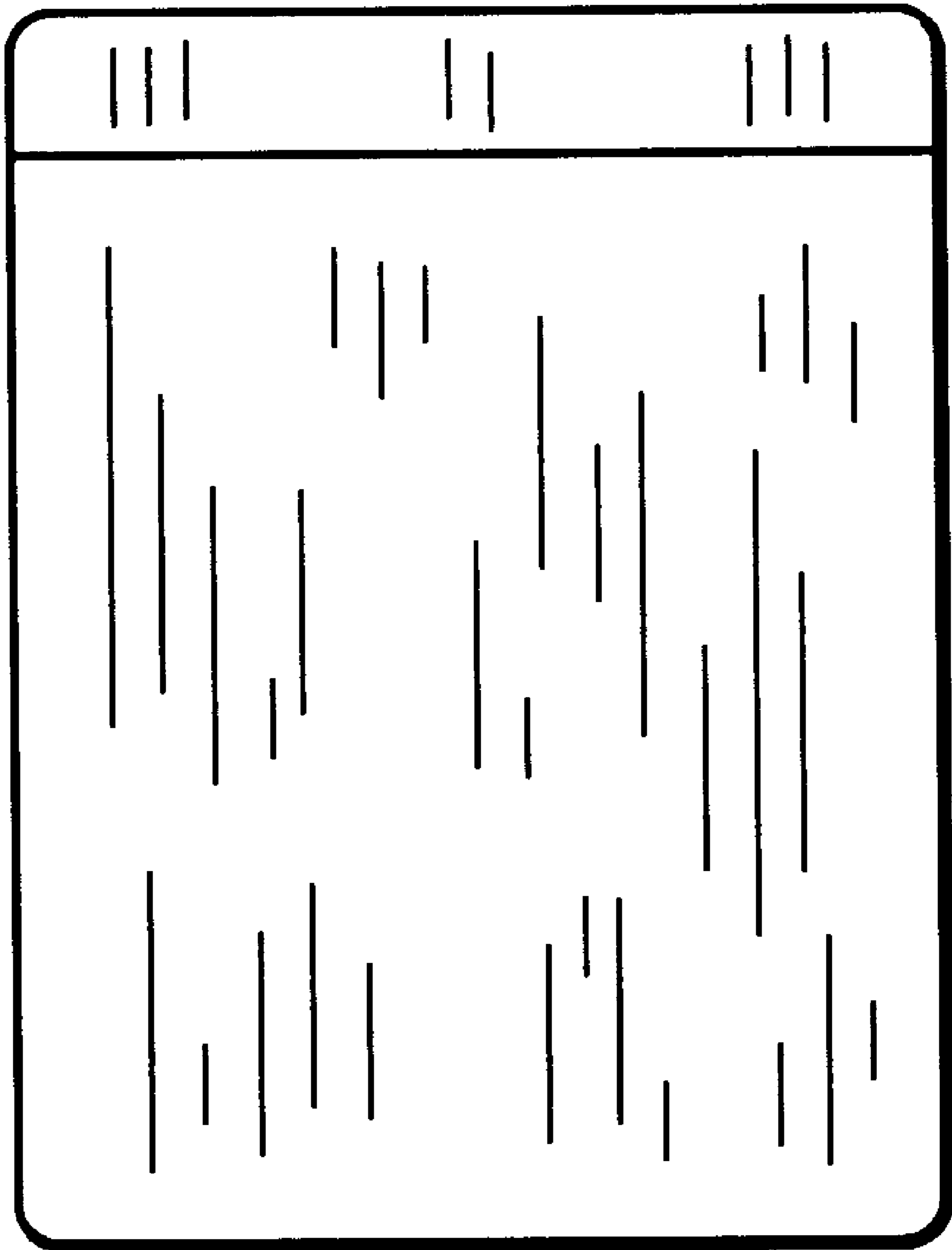


FIG. 7

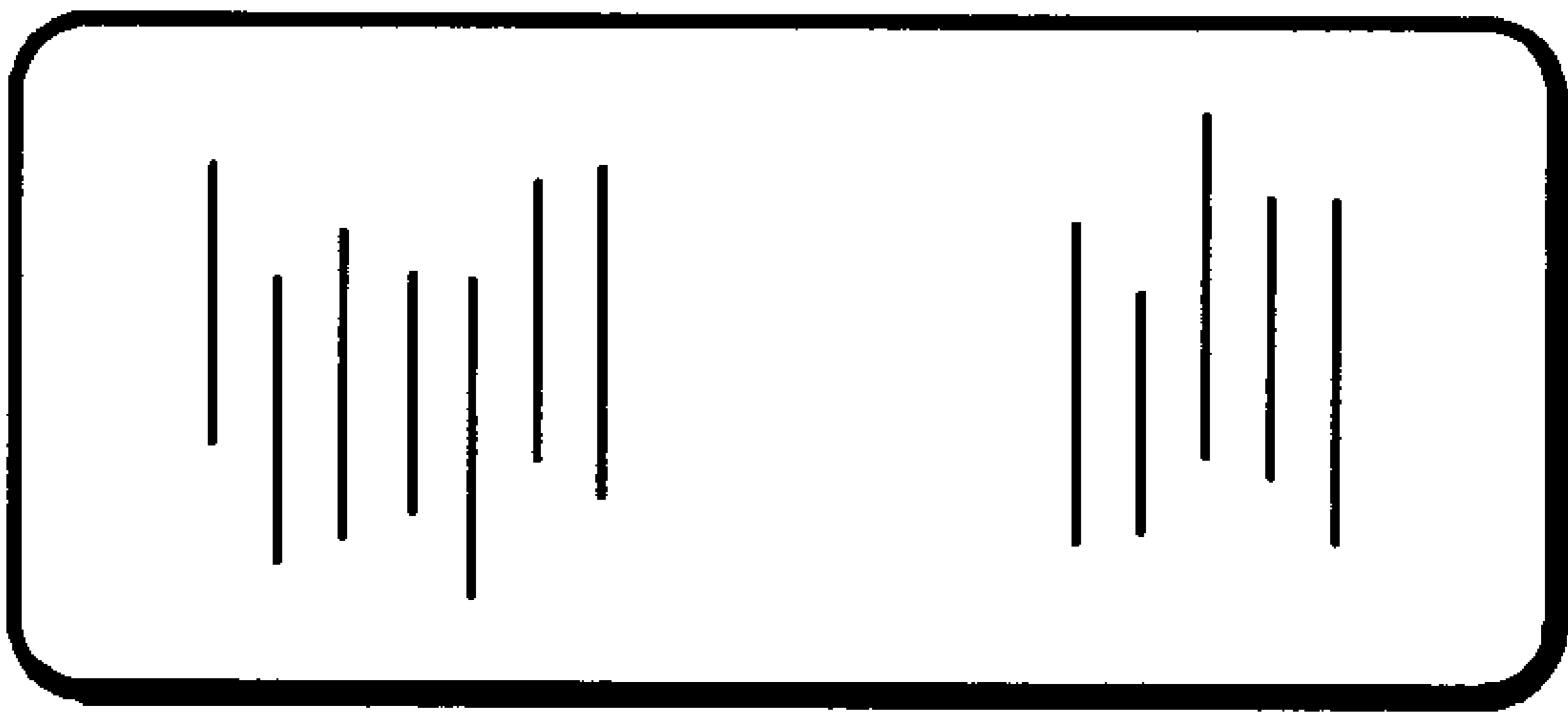


FIG. 8

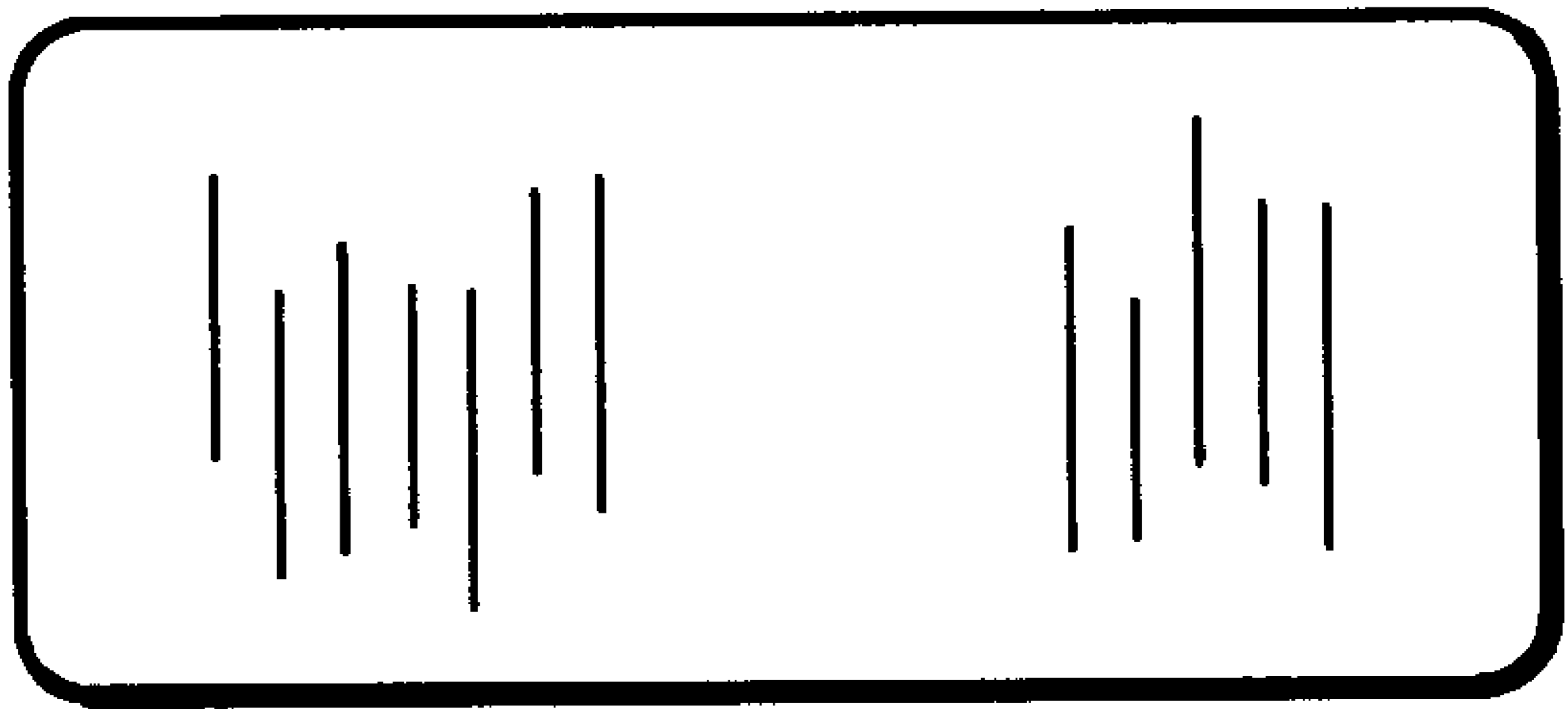


FIG. 9