



US00D416092S

United States Patent [19] Meyers

[11] **Patent Number: Des. 416,092**

[45] **Date of Patent: ** Nov. 2, 1999**

[54] **2-STEP LADDER**

1,283,212 10/1918 Kloefer 182/26
3,269,485 8/1966 Larson 182/26
4,494,626 1/1985 Ast 182/20

[75] Inventor: **Todd Meyers**, Plymouth, Minn.

[73] Assignee: **R. M. M. Corp. Inc.**, Eden Prairie, Minn.

Primary Examiner—Doris Clark
Attorney, Agent, or Firm—Schwegman, Lundberg, Woessner & Kluth P.A.

[*] Notice: This patent is subject to a terminal disclaimer.

[**] Term: **14 Years**

[57] **CLAIM**

The ornamental design for the 2-step ladder, as shown.

[21] Appl. No.: **29/085,343**

DESCRIPTION

[22] Filed: **Mar. 20, 1998**

FIG. 1 is a front right perspective of the 2-step ladder, incorporating the new design.

[51] **LOC (6) Cl.** **25-04**

FIG. 2 is a rear view of the 2-step ladder of FIG. 1.

[52] **U.S. Cl.** **D25/64**

FIG. 3 is a side view of the right side of the 2-step ladder of FIG. 1; and,

[58] **Field of Search** D25/64; 182/20, 182/21-26

FIG. 4 is a bottom view of the 2-step ladder of FIG. 1.

The left side of the 2-step ladder is the same as the right side shown in FIGS. 1 and 2.

[56] **References Cited**

U.S. PATENT DOCUMENTS

D. 387,878 12/1997 Jacques D25/64

1 Claim, 2 Drawing Sheets





FIG. 1

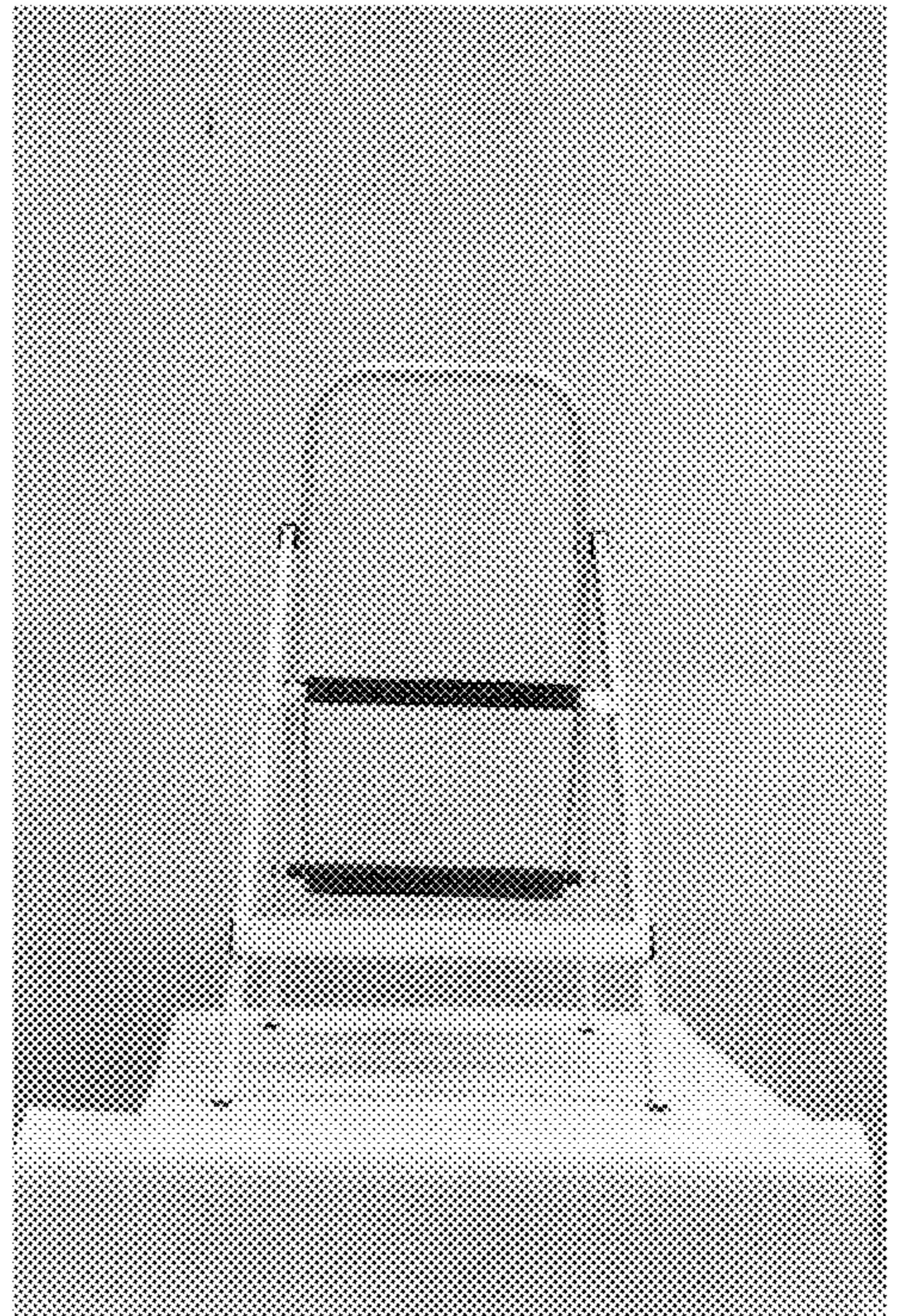


FIG. 2




FIG. 3




FIG. 4