



US00D416062S

United States Patent [19]

[11] Patent Number: **Des. 416,062**

Solheim et al.

[45] Date of Patent: **** Nov. 2, 1999**

[54] **FACE INSERT FOR GOLF CLUB HEADS**

[75] Inventors: **John K. Solheim; John A. Solheim,**
both of Phoenix, Ariz.

[73] Assignee: **Karsten Manufacturing Corporation,**
Phoenix, Ariz.

[**] Term: **14 Years**

[21] Appl. No.: **29/101,469**

[22] Filed: **Mar. 3, 1999**

Related U.S. Application Data

[62] Division of application No. 29/082,568, Jan. 26, 1998, Pat.
No. Des. 408,881.

[51] **LOC (6) Cl.** **21-02**

[52] **U.S. Cl.** **D21/759**

[58] **Field of Search** D21/736-751,
D21/733; 473/251-256, 340, 341, 330

[56] References Cited

U.S. PATENT DOCUMENTS

D. 63,284	11/1923	Challis	D21/736
D. 79,684	10/1929	Munro-Spencer	D21/736
D. 122,795	10/1940	Geerlings	D21/750
D. 314,220	1/1991	Allen	D21/733
D. 350,580	9/1994	Allen	D21/733
D. 350,582	9/1994	Miansian et al.	D21/742
D. 351,440	10/1994	Allen	D21/733

D. 356,131	3/1995	Trimble	D21/739
D. 359,781	6/1995	Allen	D21/749
D. 359,783	6/1995	Allen	D21/749
D. 360,444	7/1995	Takahashi et al.	D21/745
D. 364,665	11/1995	Goodrich	D21/733
D. 385,609	10/1997	Cameron	D21/742
D. 393,031	3/1998	Cameron	D21/748
D. 393,675	4/1998	Hoeflich	D21/748
D. 398,357	9/1998	De La Cruz et al.	D21/748
D. 398,687	9/1998	Miyajima et al.	D21/748
1,854,548	4/1932	Hunt	473/329
3,847,399	11/1974	Raymont	273/330

Primary Examiner—Mitchell Siegel
Attorney, Agent, or Firm—Darrell F. Marquette

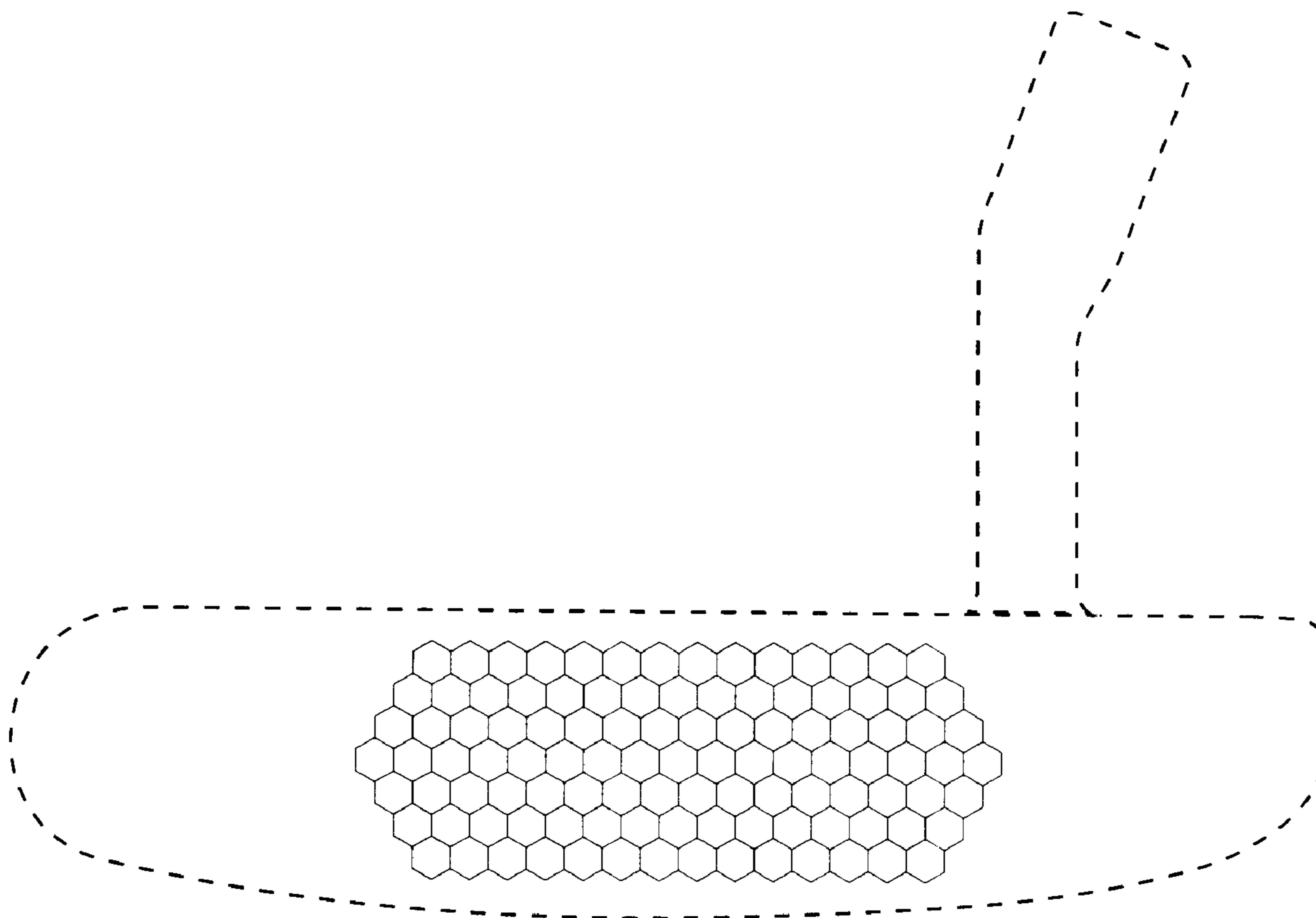
[57] CLAIM

The ornamental design for a face insert for golf club heads, as shown and described.

DESCRIPTION

FIG. 1 is a front elevational view of the face insert for golf club heads according to our new design;
FIG. 2 is a front elevational view of a second embodiment of the face insert for golf club heads as disclosed in FIG. 1; and,
FIG. 3 is a front elevational view of a third embodiment of the face insert for golf club heads as disclosed in FIG. 1.
The broken line showing of a front elevation of a golf club head is for illustrative purposes only and forms no part of the claimed design.

1 Claim, 1 Drawing Sheet



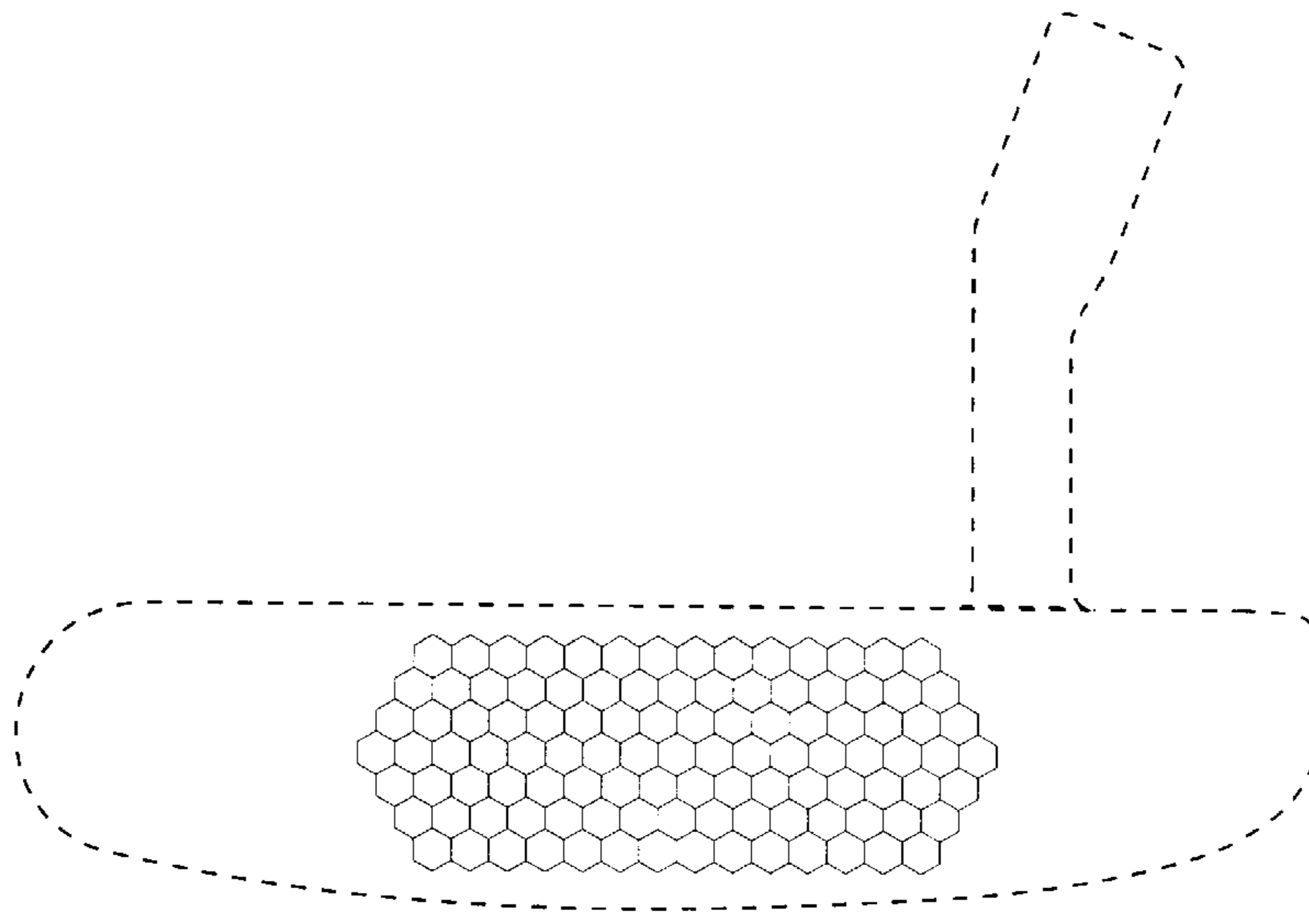


Fig. 1

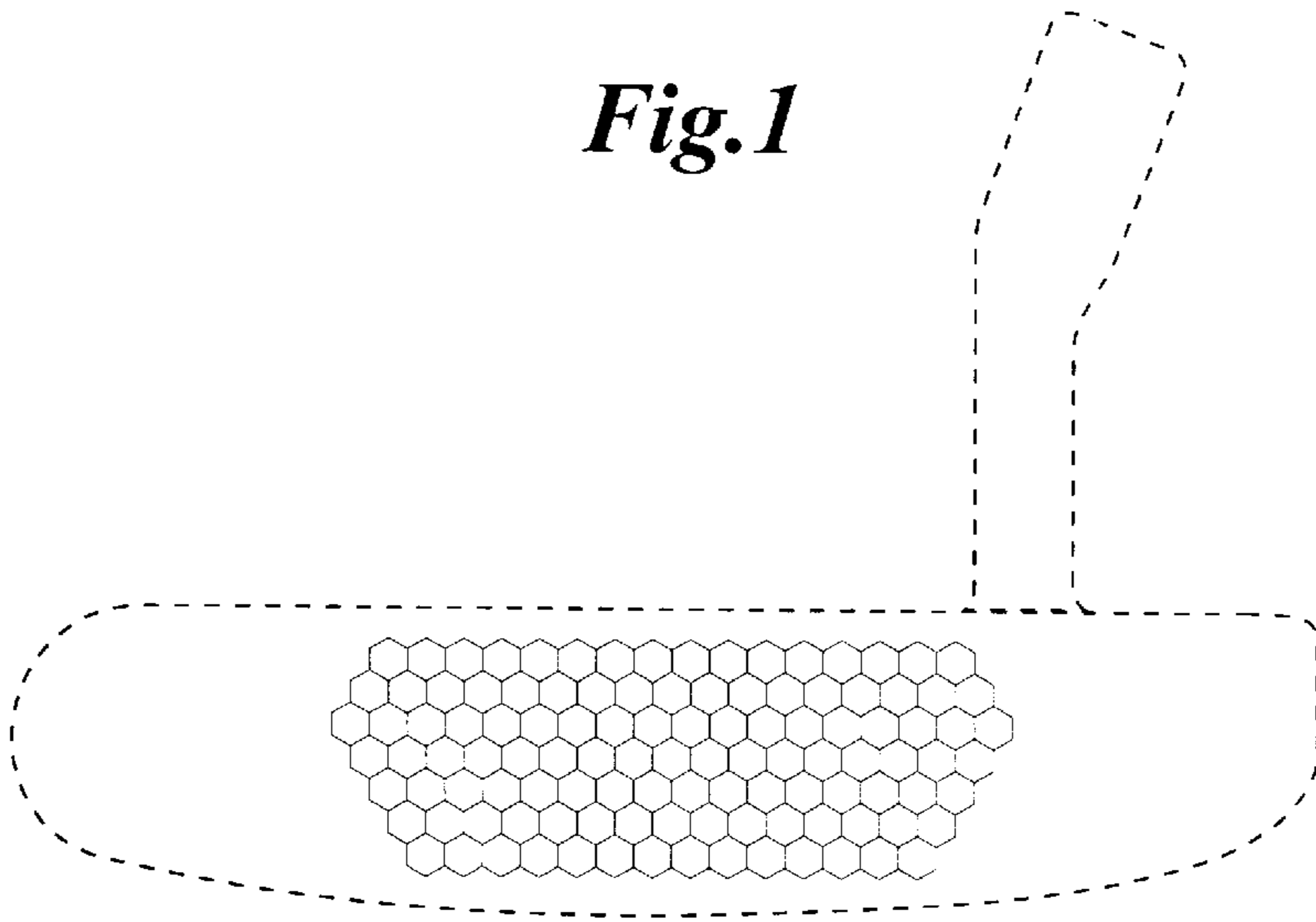


Fig. 2

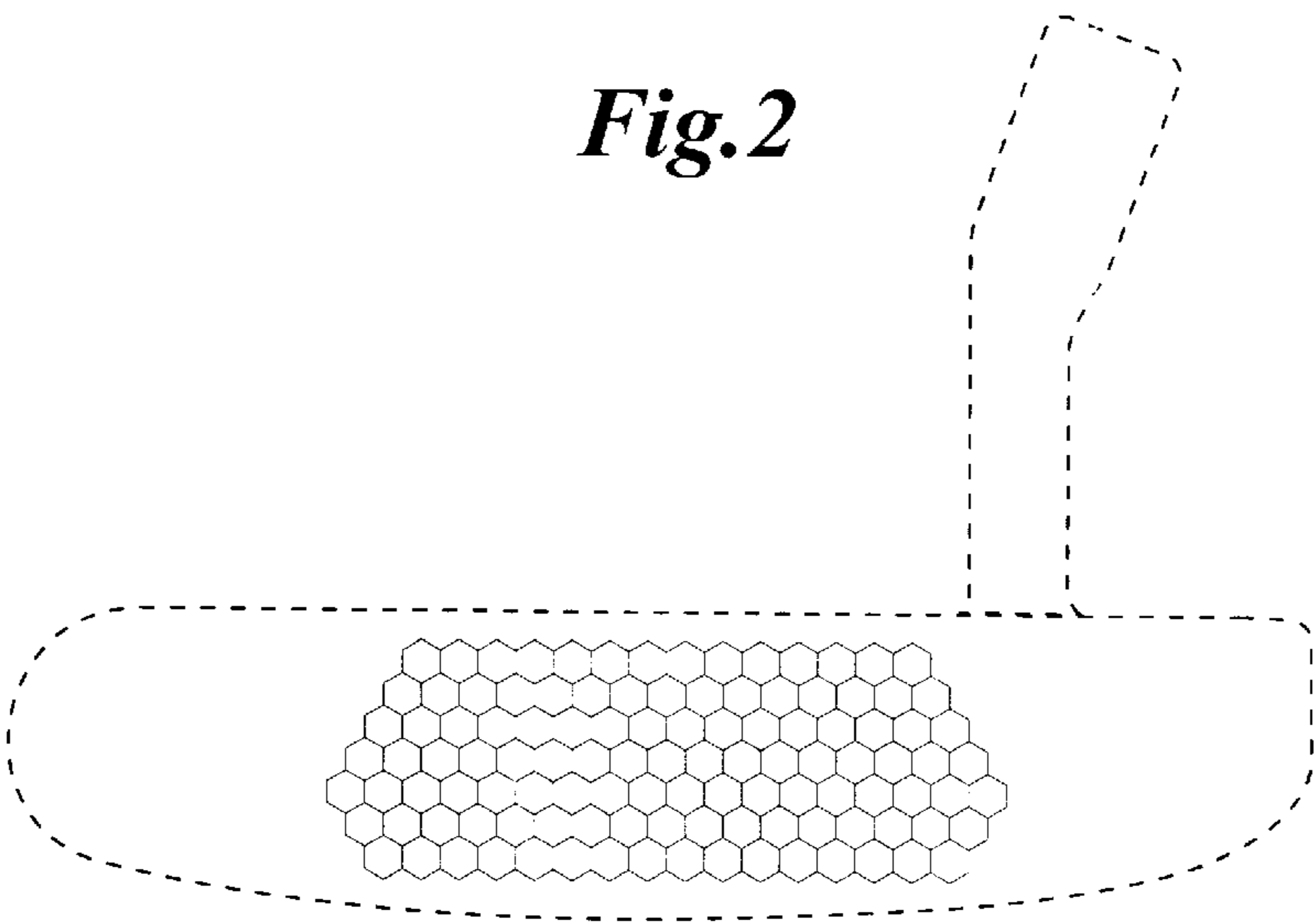


Fig. 3