



US00D416059S

United States Patent [19]

Cayne et al.

[11] Patent Number: **Des. 416,059**

[45] Date of Patent: **** Nov. 2, 1999**

[54] **ABDOMINAL EXERCISE APPARATUS**

5,195,938 3/1993 Robertson 482/140
5,626,549 5/1997 Olshansky et al. 482/140

[75] Inventors: **Jaeson D. Cayne**, Carlsbad; **Joo Ho Paek**, Cerritos; **Francois Badeau**, Monarch Beach, all of Calif.

Primary Examiner—Philip S. Hyder
Attorney, Agent, or Firm—Christie, Parker & Hale, LLP

[73] Assignee: **Marson Gold, Inc.**, Del Mar, Calif.

[57] CLAIM

[**] Term: **14 Years**

The ornamental design for abdominal exercise apparatus, as shown and described.

[21] Appl. No.: **29/095,563**

DESCRIPTION

[22] Filed: **Oct. 26, 1998**

FIG. 1 is a perspective view of an abdominal exercise apparatus, showing my new design, wherein the broken line showing of the pad on the base is for illustrative purposes only and forms no part of the claimed design;

[51] **LOC (6) Cl.** **21-02**

[52] **U.S. Cl.** **D21/687; D21/662**

[58] **Field of Search** D21/662, 687;
482/140, 142, 123

FIG. 2 is a top elevational view of the embodiment of FIG. 1;

[56] References Cited

U.S. PATENT DOCUMENTS

D. 381,378	7/1997	Colonello et al.	D21/687
D. 392,004	3/1998	Van Der Hoeven et al.	D21/673
D. 394,480	5/1998	Heins	D21/692
D. 395,685	6/1998	Cayne et al.	D21/662
5,120,052	6/1992	Evans	482/140
5,141,482	8/1992	Hern	482/140

FIG. 3 is a front elevational view of the embodiment of FIG. 1;

FIG. 4 is a back elevational view of the embodiment of FIG. 1;

FIG. 5 is a right side elevational view of the embodiment of FIG. 1; and,

FIG. 6 is a left side elevational view of the embodiment of FIG. 1.

1 Claim, 5 Drawing Sheets





FIG. 1

FIG. 2

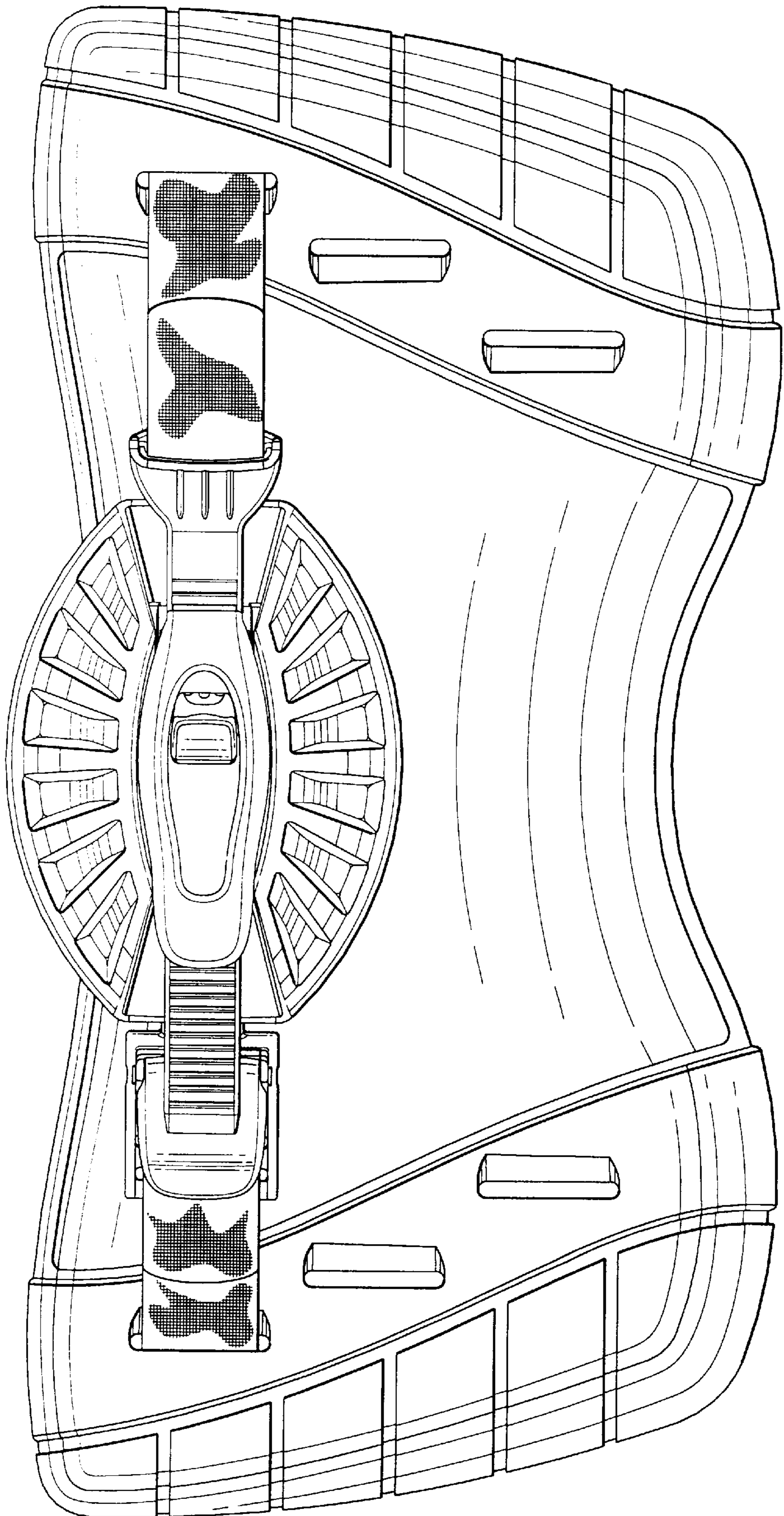


FIG. 3

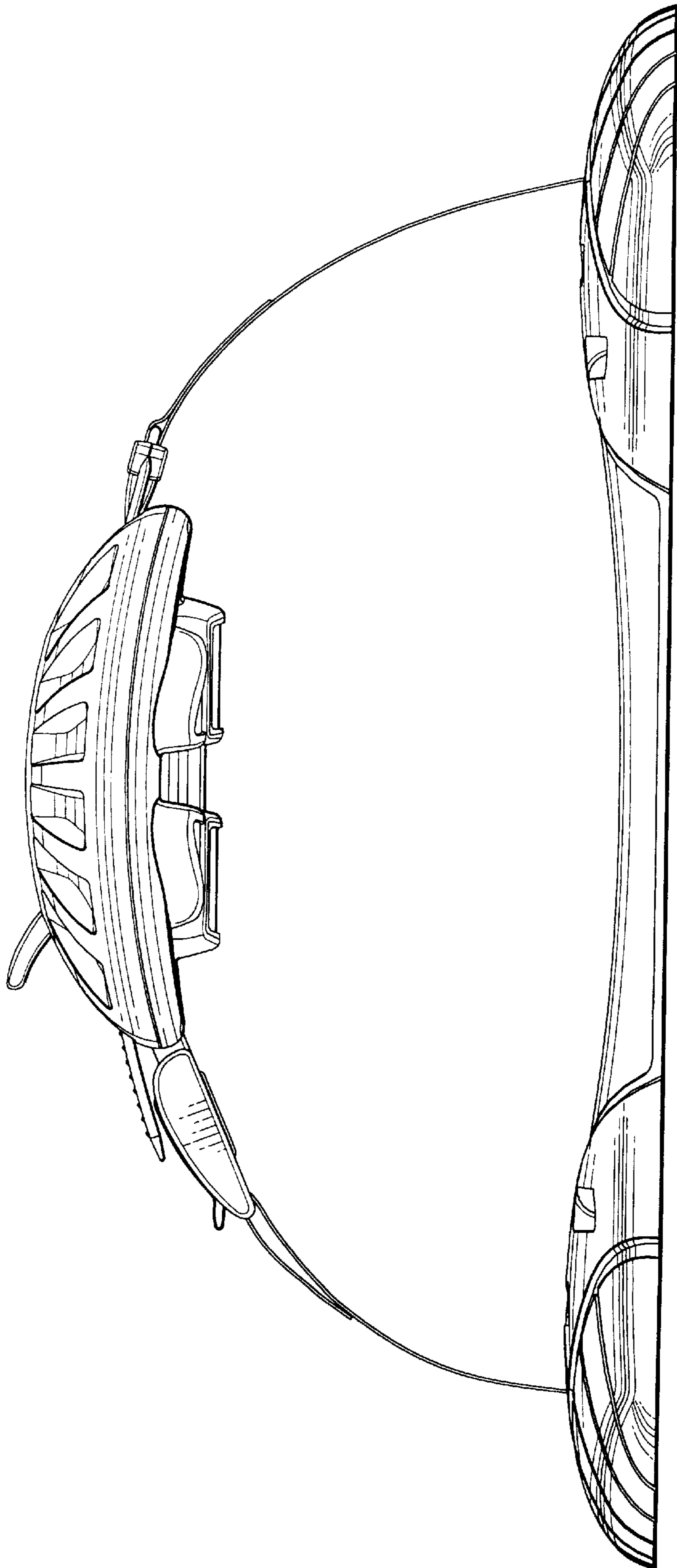


FIG. 4

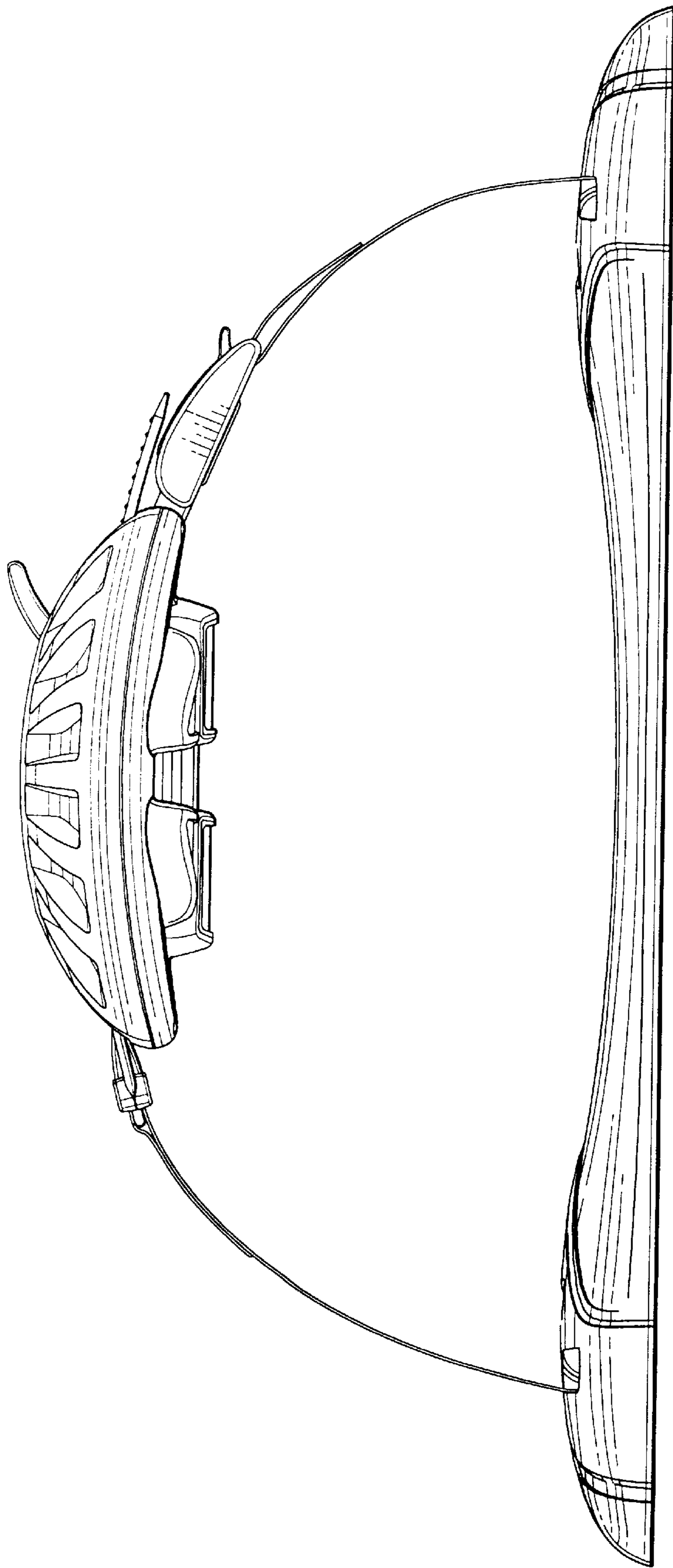


FIG. 6




FIG. 5

