



US00D416051S

**United States Patent** [19]  
**Young**

[11] **Patent Number: Des. 416,051**

[45] **Date of Patent: \*\* Nov. 2, 1999**

[54] **ELECTRONIC GAME**

[76] **Inventor: Gordon Young**, 1270 Champion Cir., Carrollton, Tex. 75006

[\*\*] **Term: 14 Years**

[21] **Appl. No.: 29/099,251**

[22] **Filed: Jan. 19, 1999**

[51] **LOC (6) Cl. .... 21-01**

[52] **U.S. Cl. .... D21/329**

[58] **Field of Search** ..... D21/324, 328, D21/329, 331; D14/117.1, 124, 125; 463/1, 29-35, 46, 47; 273/148 B

[56] **References Cited**

**U.S. PATENT DOCUMENTS**

D. 392,336	3/1998	Liu	.....	D21/329
D. 398,659	9/1998	Yokoi	.....	D21/333
D. 401,297	11/1998	Fai	.....	D21/329
D. 403,362	12/1998	Fai	.....	D21/329
D. 405,475	2/1999	Yokoi	.....	D21/329
D. 406,613	3/1999	Nakanishi	.....	D21/329

5,161,803	11/1992	Ohara	.....	463/44
5,184,830	2/1993	Okada et al.	.....	463/29
5,217,295	6/1993	Tortola et al.	.....	362/109

**OTHER PUBLICATIONS**

Washington Post , p. A10, Nov. 1997.

*Primary Examiner*—Prabhakar Deshmukh  
*Attorney, Agent, or Firm*—Myron Amer, PC

[57] **CLAIM**

The ornamental design for an electronic game, as shown and described.

**DESCRIPTION**

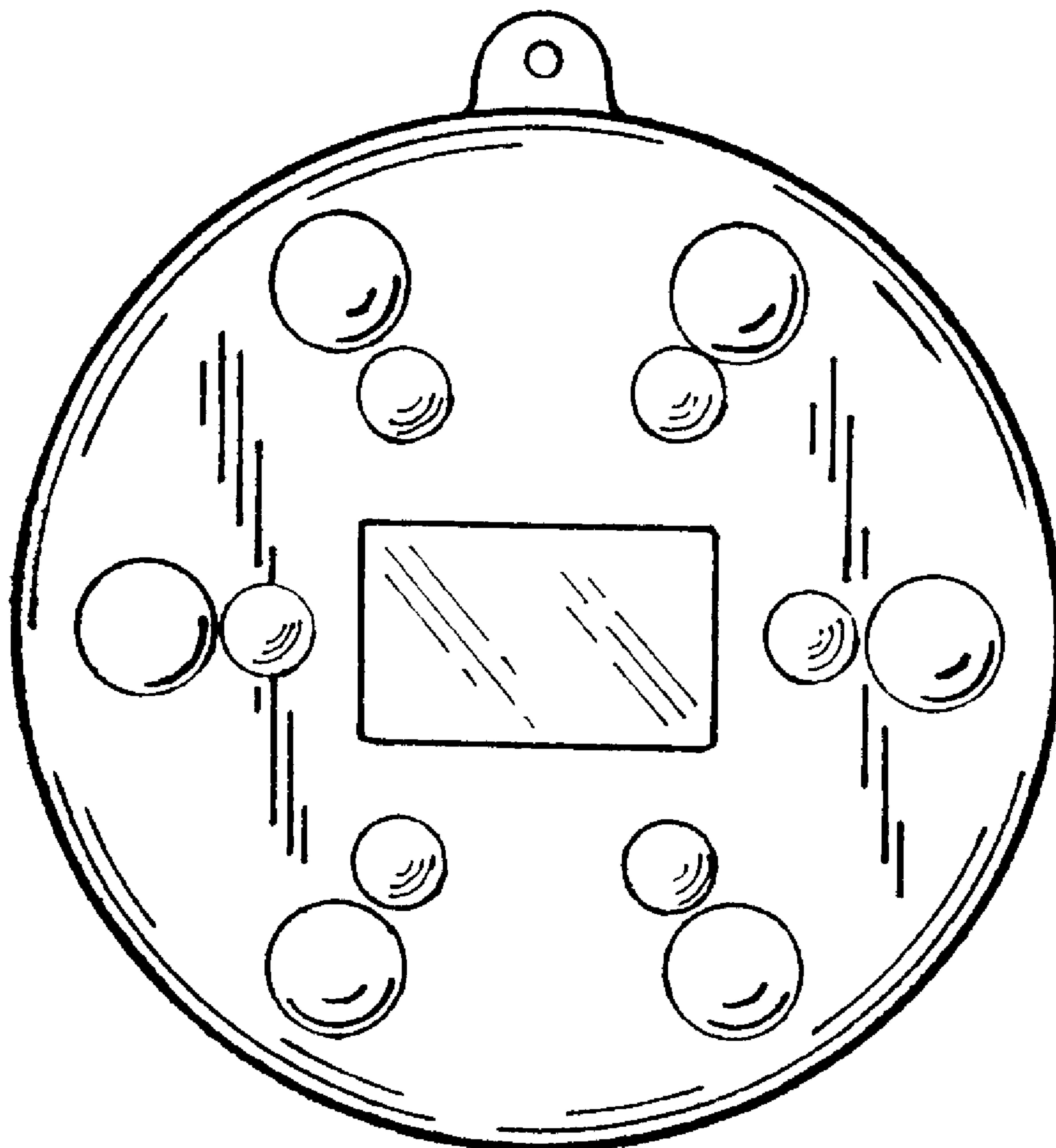
FIG. 1 is a top view of an electronic game showing my new design;

FIG. 2 is a front elevational view thereof; of which the rear view is a mirror image;

FIG. 3 is a bottom elevational view thereof; and,

FIG. 4 is a left side elevational view thereof; of which the right side elevational view is a mirror image.

**1 Claim, 1 Drawing Sheet**



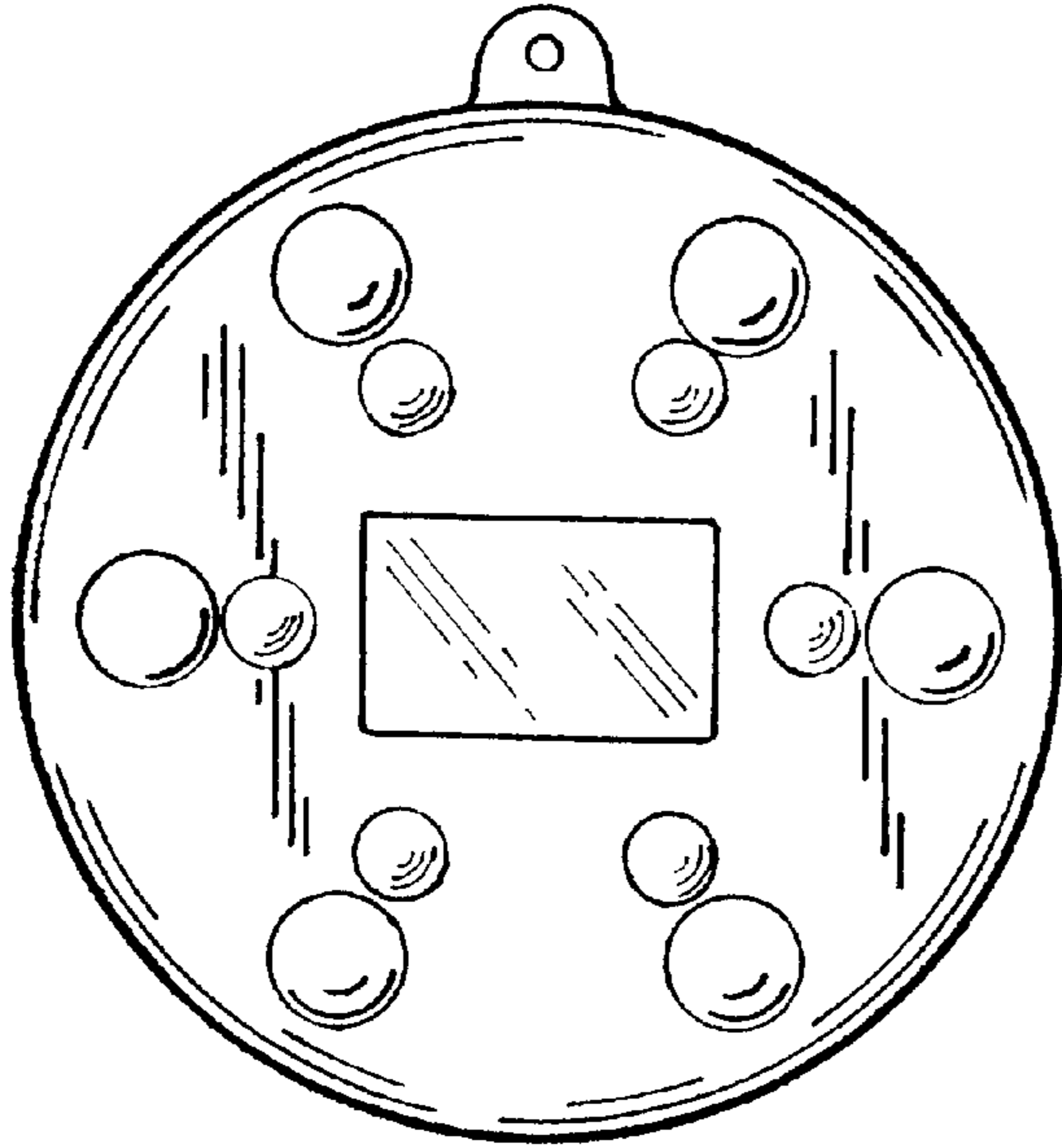


FIG. 1

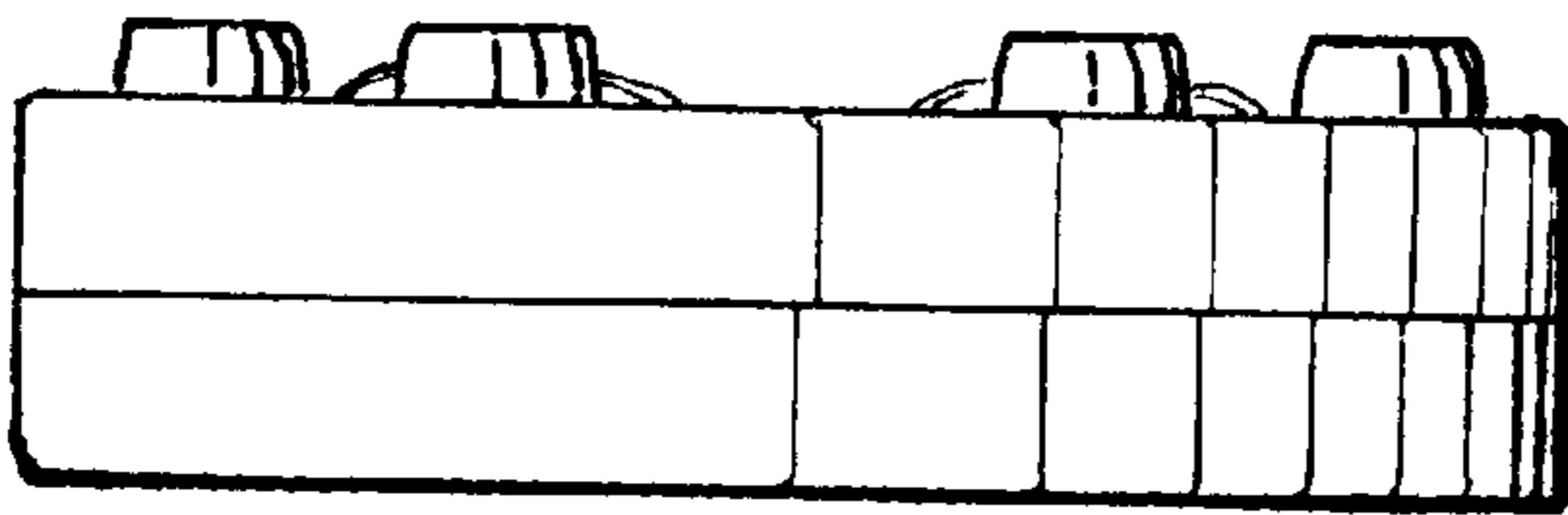


FIG. 2

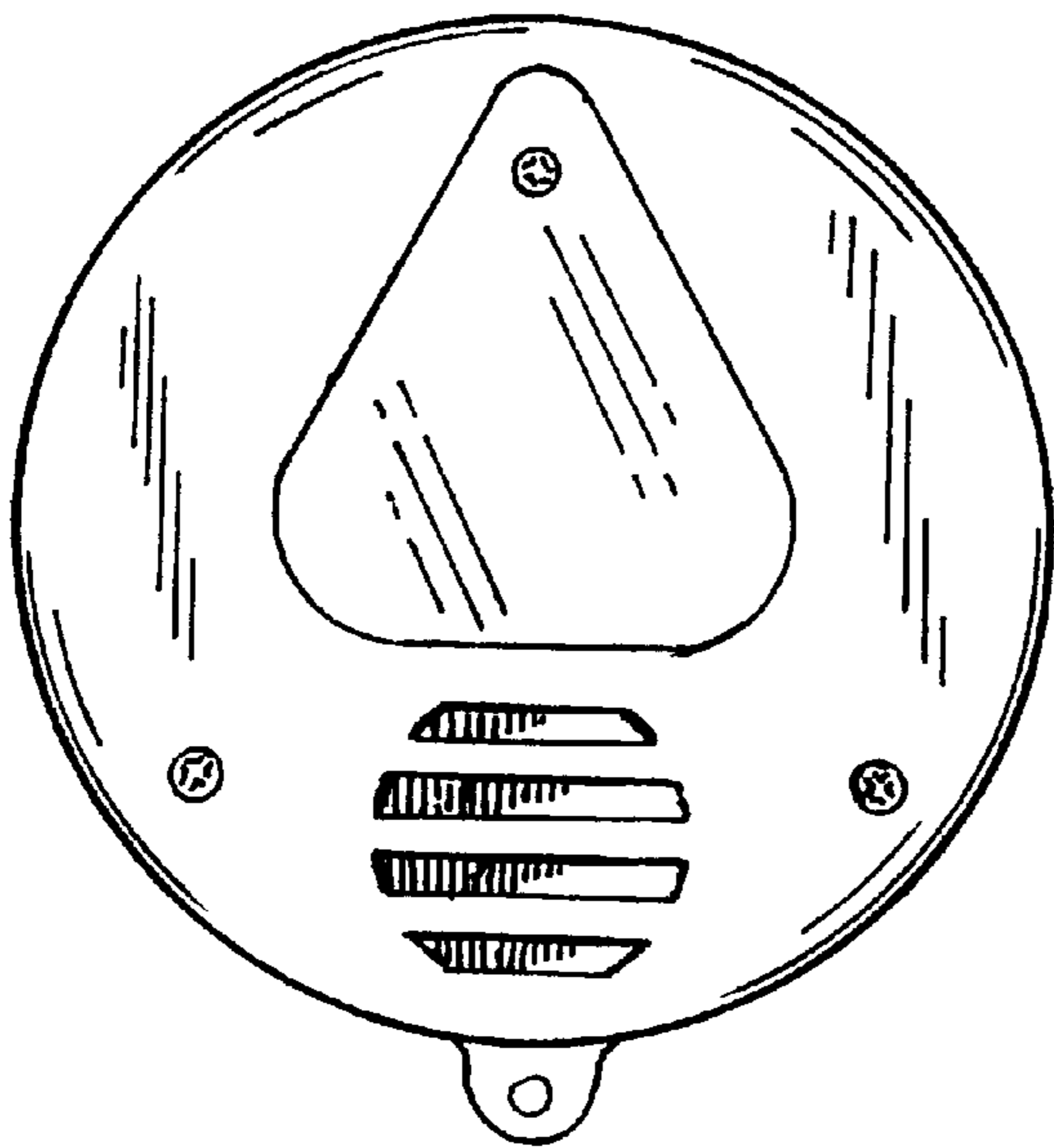


FIG. 3

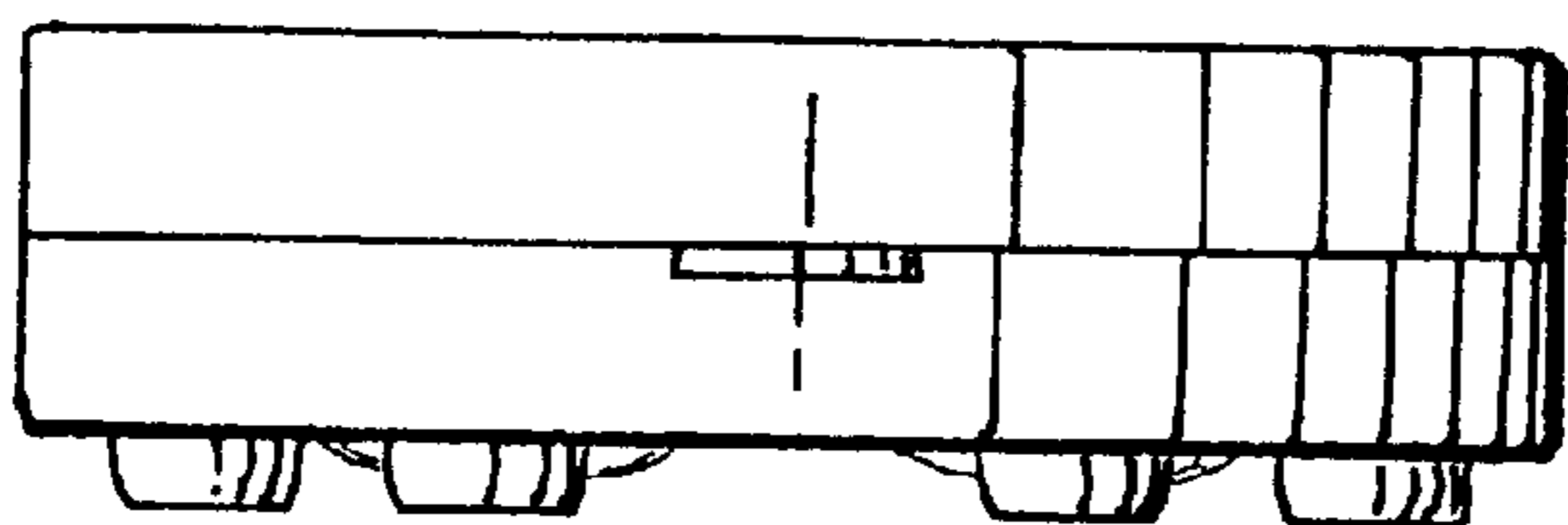


FIG. 4