



US00D416049S

**United States Patent** [19]  
**Hooley**

[11] **Patent Number: Des. 416,049**

[45] **Date of Patent: \*\* Nov. 2, 1999**

[54] **EXIT SIGN HOUSING**

D. 402,316 12/1998 Evarts et al. .... D20/42  
D. 406,863 3/1999 Evarts et al. .... D20/42

[75] Inventor: **Jim Hooley**, San Leandro, Calif.

*Primary Examiner*—Marcus A. Jackson  
*Attorney, Agent, or Firm*—Theodore J. Bielen, Jr.

[73] Assignee: **Prescolite-Moldcast Lighting Company**, San Leandro, Calif.

[\*\*] Term: **14 Years**

[57] **CLAIM**

The ornamental design for an exit sign housing, as shown.

[21] Appl. No.: **29/099,205**

**DESCRIPTION**

[22] Filed: **Jan. 15, 1999**

FIG. 1 is a top left perspective view of an exit sign housing, showing my new design;

[51] **LOC (6) Cl.** ..... **20-01**

FIG. 2 is a front elevational view;

[52] **U.S. Cl.** ..... **D20/10; D10/109**

FIG. 3 is a left side elevational view;

[58] **Field of Search** ..... D20/10, 40, 42;  
40/541, 542, 543, 544, 553, 562, 570, 584,  
606-612; D10/109, 114

FIG. 4 is a bottom plan view;

FIG. 5 is a top plan view;

[56] **References Cited**


FIG. 6 is a right side elevational view; and,

FIG. 7 is a rear elevational view, thereof.

**U.S. PATENT DOCUMENTS**

D. 391,992 3/1998 Vosika et al. .... D20/10

**1 Claim, 3 Drawing Sheets**



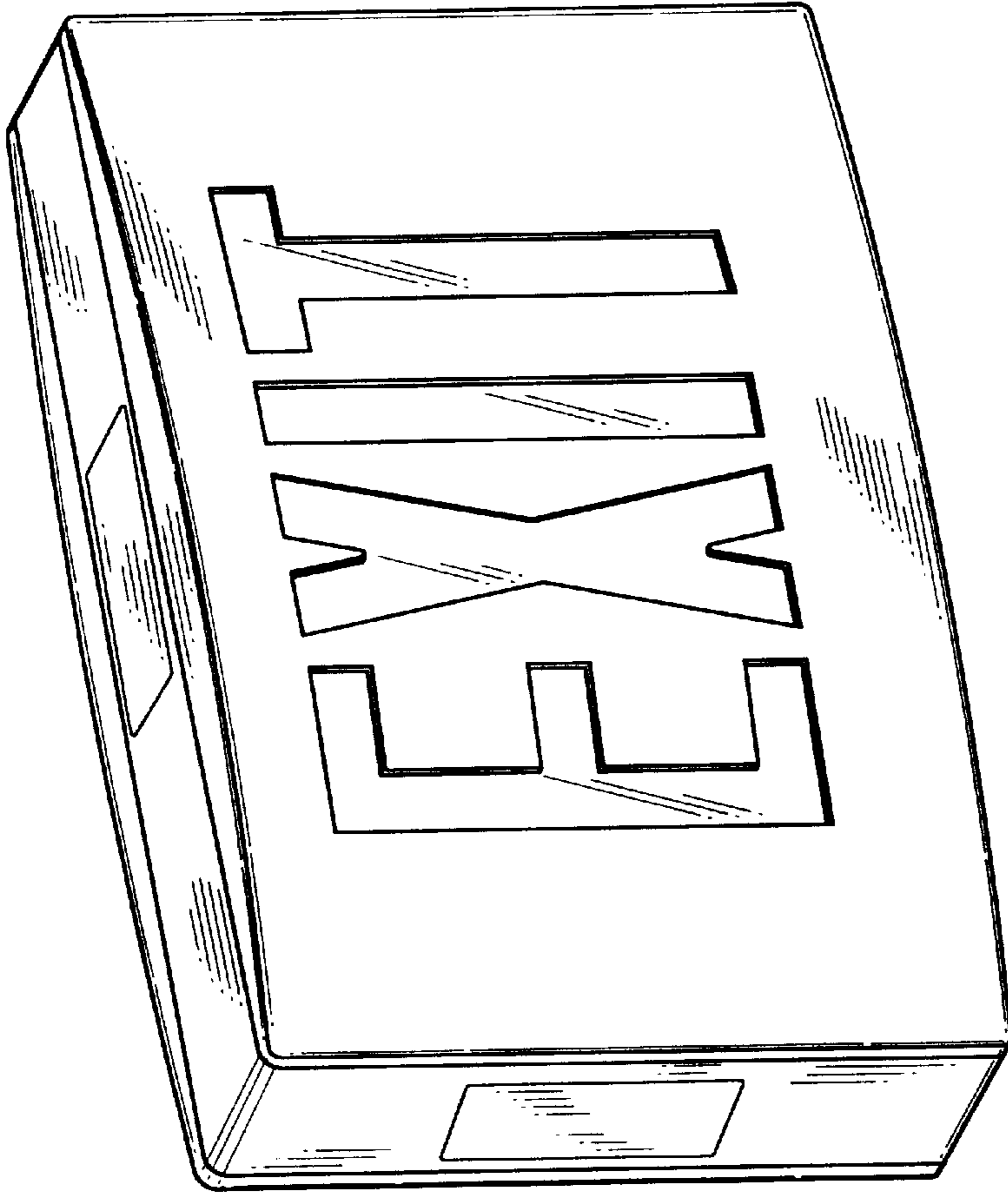


FIG. 1



FIG. 5

FIG. 2


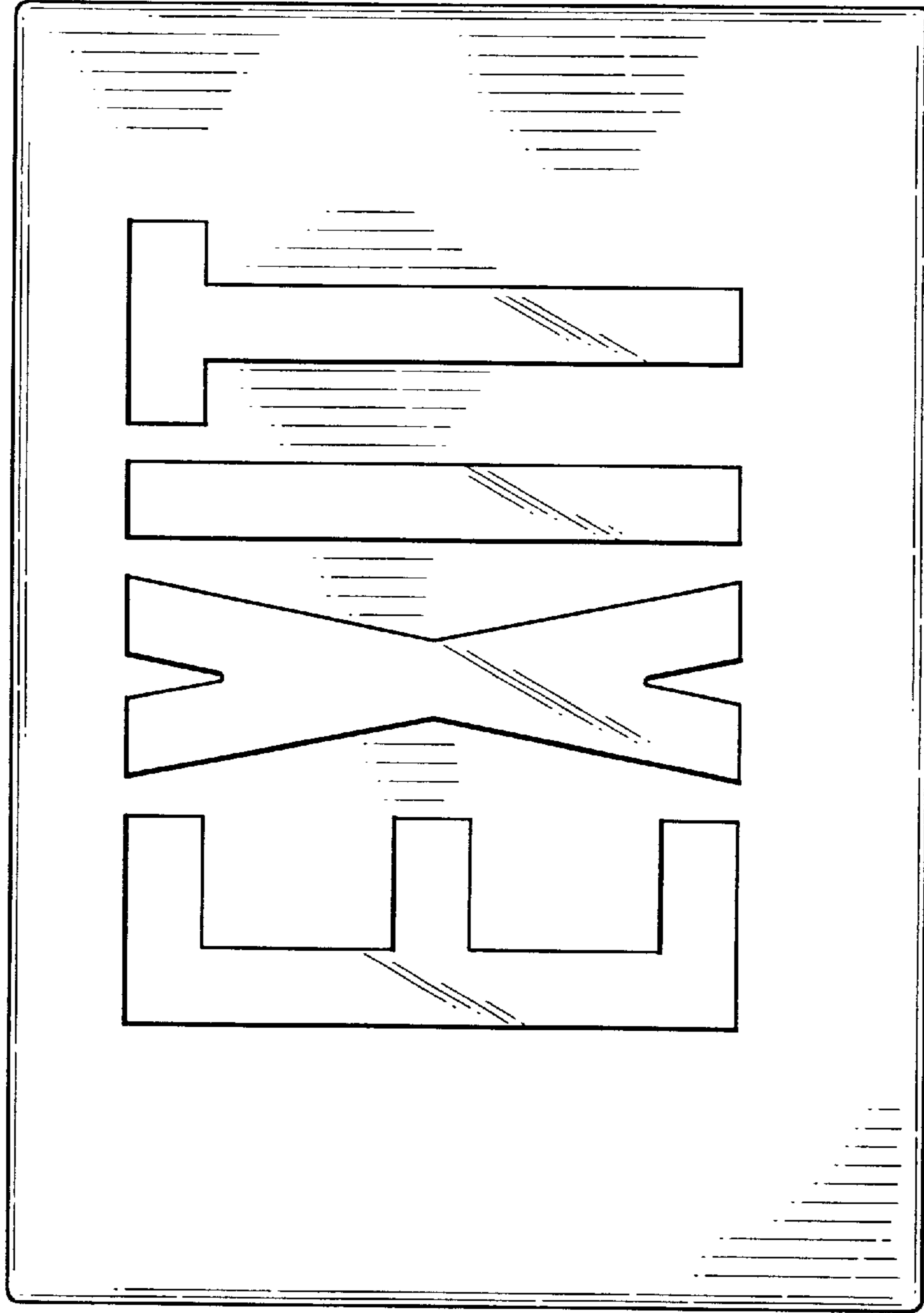


FIG. 3

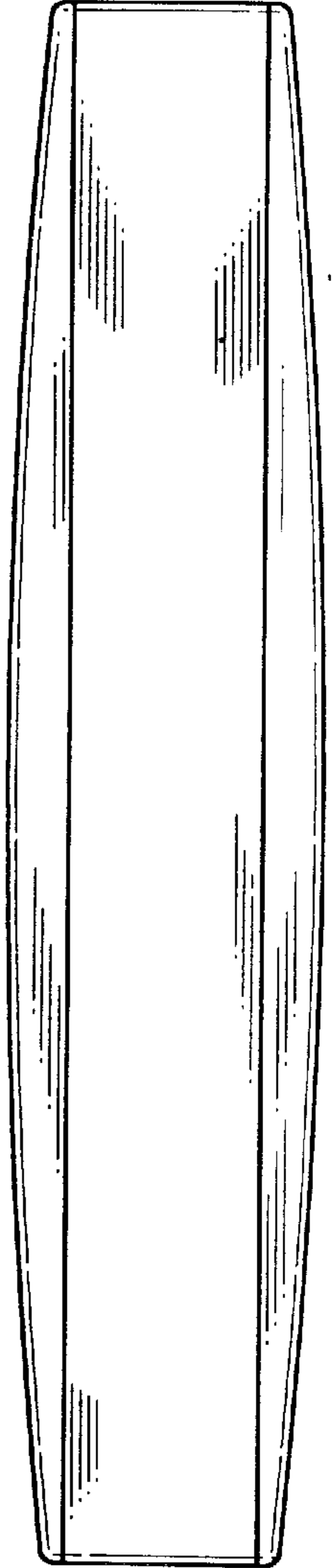




FIG. 4



*FIG. 7*



*FIG. 6*