



US00D416042S

United States Patent [19]
Burkhardt, Jr.

[11] **Patent Number: Des. 416,042**

[45] **Date of Patent: ** Nov. 2, 1999**

[54] **WRITING INSTRUMENT WITH A
RETRACTABLE CLIP**

[76] Inventor: **Dietmar Burkhardt, Jr.**, 682 Nobel
Dr., Santa Cruz, Calif. 95060

[**] Term: **14 Years**

[21] Appl. No.: **29/099,990**

[22] Filed: **Feb. 1, 1999**

[51] **LOC (6) Cl.** **19-06**

[52] **U.S. Cl.** **D19/51; D19/56**

[58] **Field of Search** D19/35, 36, 41-51,
D19/53-58, 81-85; 401/99, 100, 103, 104,
105, 106, 209, 44, 84, 238

[56] **References Cited**

U.S. PATENT DOCUMENTS

- D. 140,697 3/1945 Lovejoy D19/51
- D. 200,511 3/1965 Fehling et al. D19/51
- D. 220,139 3/1971 Dispirito D19/51

- 2,772,662 12/1956 Tamalunas 401/84
- 2,868,171 1/1959 Watanabe 401/238
- 2,902,978 9/1959 Legnani 401/44 X
- 3,232,278 2/1966 Johmann 401/103

Primary Examiner—Martie K. Holtje
Attorney, Agent, or Firm—Thomas Schneck


[57] **CLAIM**

I claim the ornamental design for writing instrument with a retractable clip, as shown.

DESCRIPTION

FIG. 1 is a perspective view of a writing instrument with a retractable clip showing my design;
FIG. 2 is a front elevational view of my design;
FIG. 3 is a right side elevational view of my design, the left side being identical;
FIG. 4 is a rear elevational view of my design;
FIG. 5 is a top view of my design; and,
FIG. 6 is a bottom view of my design.

1 Claim, 3 Drawing Sheets



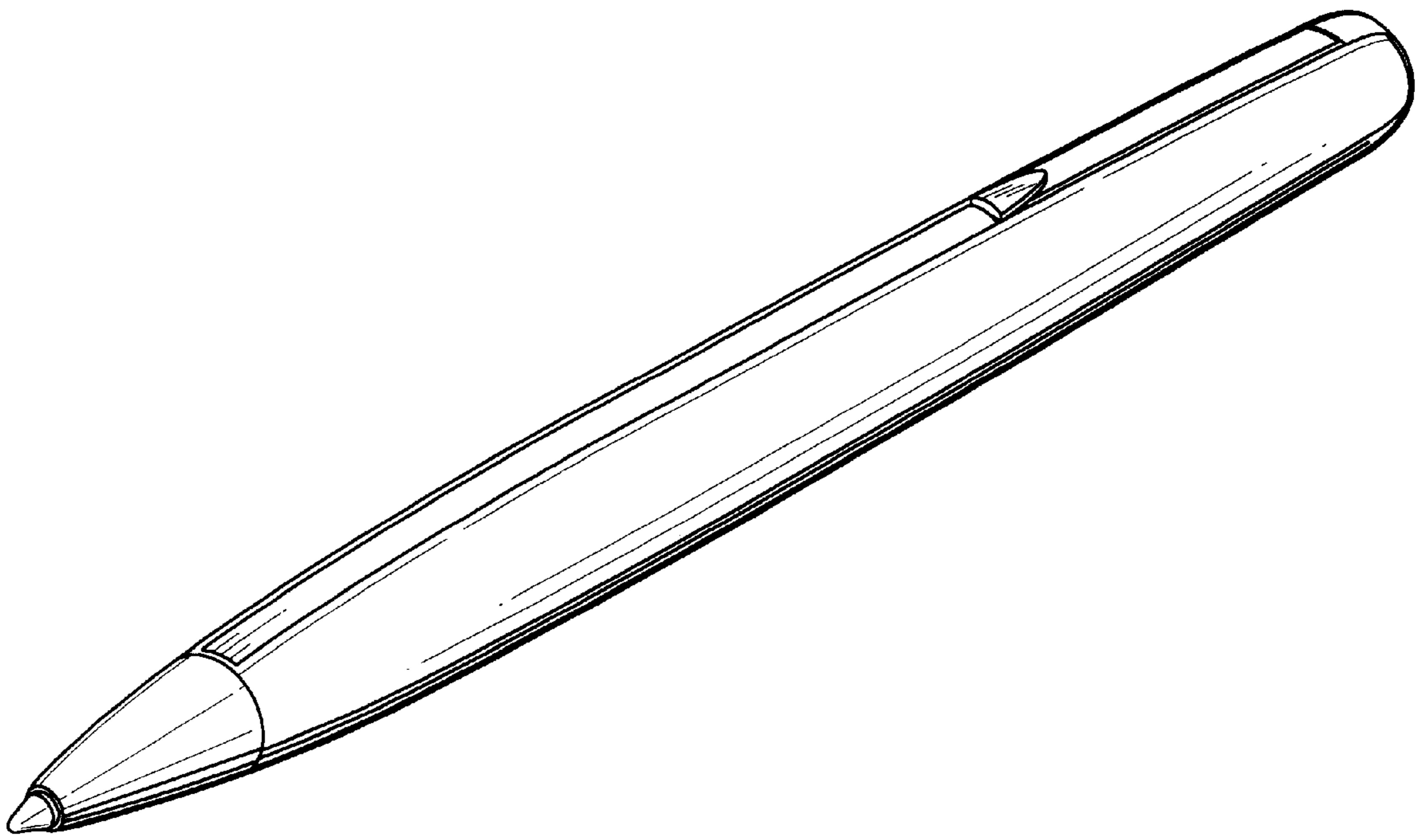


Fig. 1




Fig. 2




Fig. 3



Fig. 4

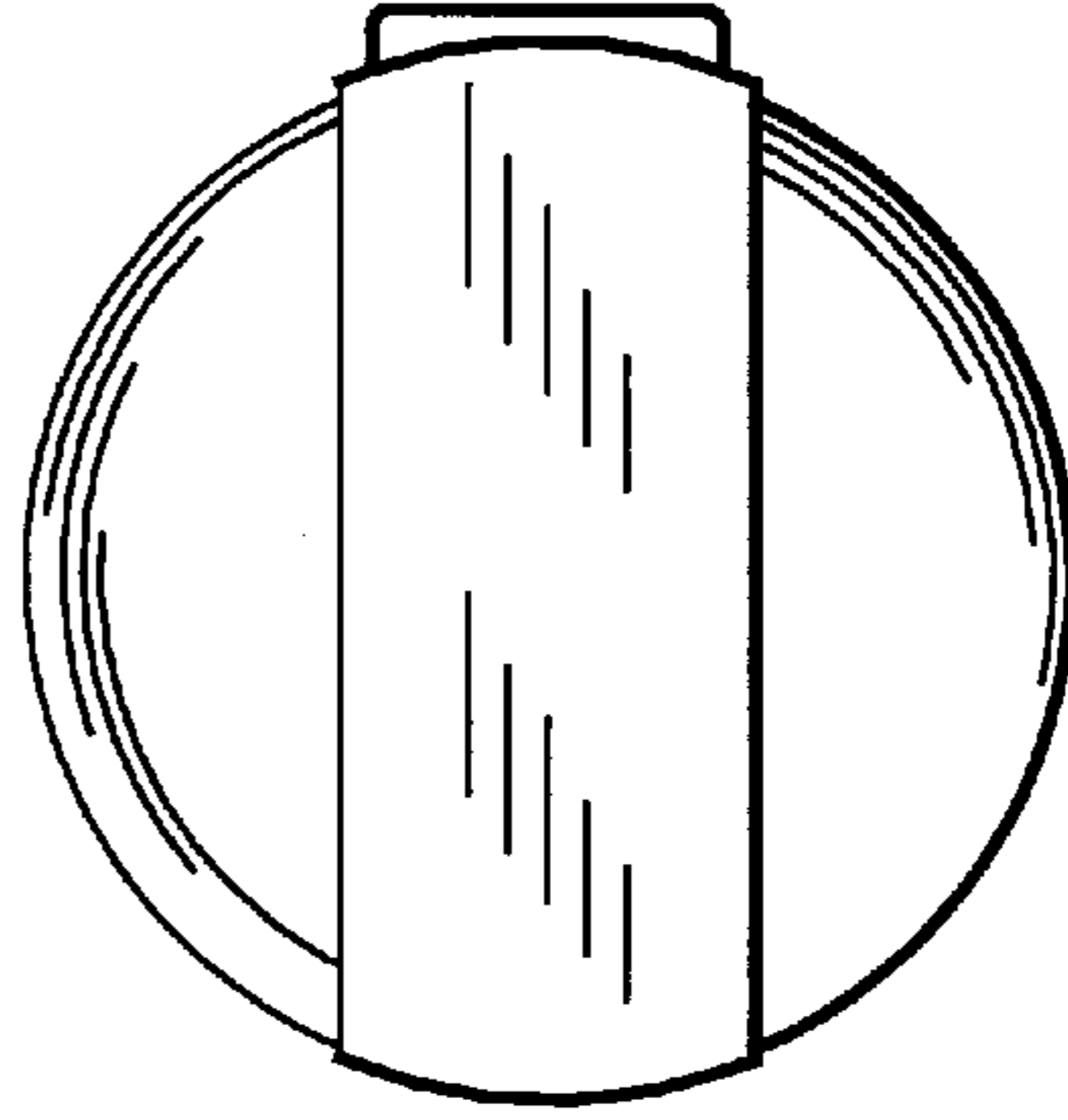


Fig. 5

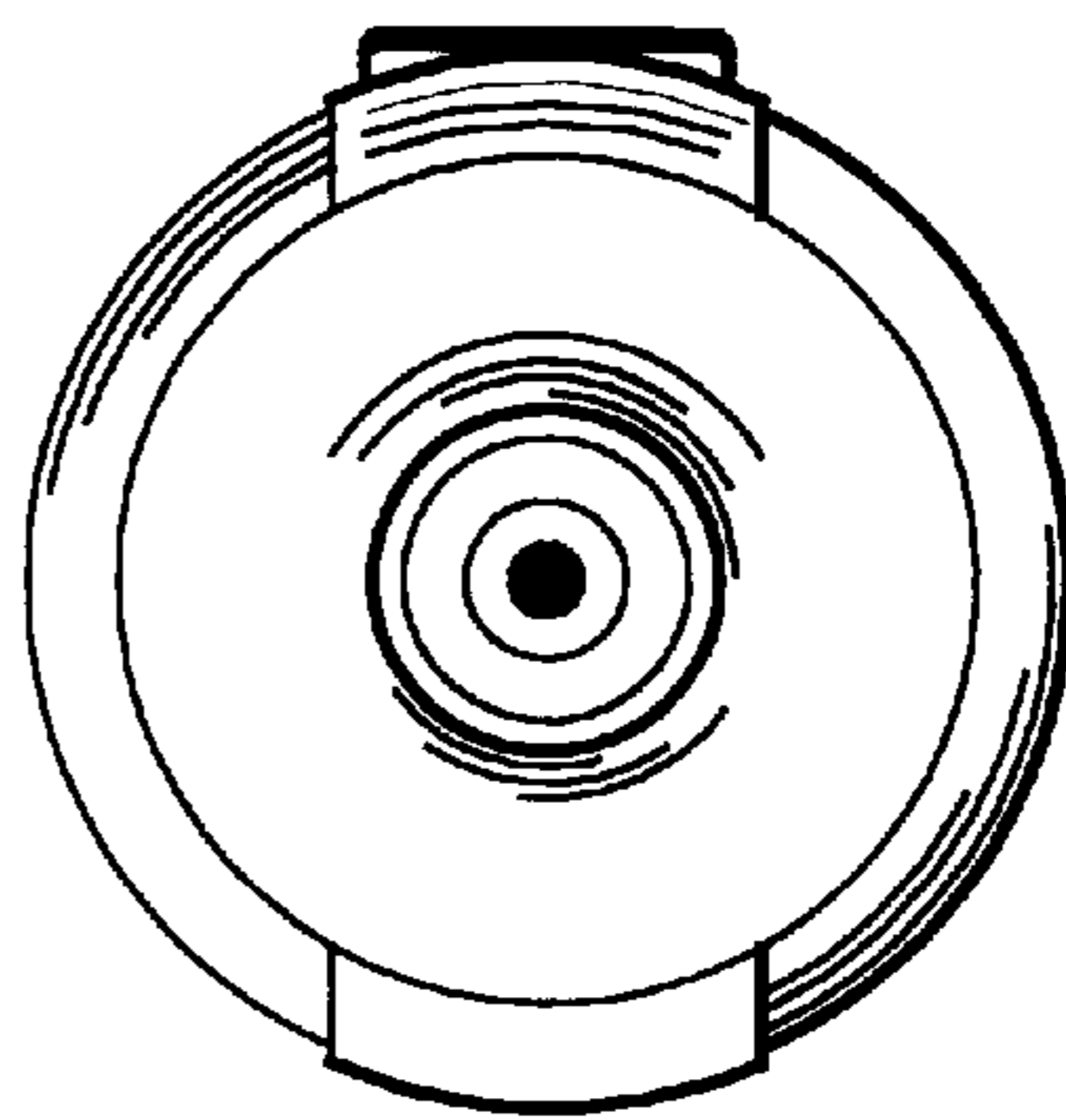


Fig. 6