



US00D416013S

United States Patent [19]

Muraki et al.

[11] Patent Number: **Des. 416,013**

[45] Date of Patent: **** Nov. 2, 1999**

[54] **OPTICAL BEAM GUN FOR A GAME MACHINE**

[75] Inventors: **Hiroyuki Muraki; Toru Okubo**, both of Kobe, Japan

[73] Assignee: **Konami Co., Ltd.**, Hyogo-ken, Japan

[**] Term: **14 Years**

[21] Appl. No.: **29/072,361**

[22] Filed: **Jun. 16, 1997**

[30] **Foreign Application Priority Data**

Dec. 20, 1996 [JP] Japan 8-038825

[51] **LOC (6) Cl.** **21-01**

[52] **U.S. Cl.** **D14/117.8**

[58] **Field of Search** D21/324, 333, D21/572-575, 567, 301, 302; 463/49-52, 2; D14/117.8, 117.1; 273/317, 349, 416, 148 B

[56] **References Cited**

U.S. PATENT DOCUMENTS

- D. 316,878 5/1991 Ishiwata D14/117.8
- D. 353,170 12/1994 Shirai et al. D14/117.8
- D. 385,586 10/1997 Hanatani et al. D14/117.8

- D. 385,924 11/1997 Tyler D14/117.8
- D. 386,543 11/1997 Chikui et al. D14/117.8
- D. 386,796 11/1997 Komori D21/325
- 3,655,192 4/1972 Hall et al. 463/51
- 4,171,811 10/1979 Meyer et al. 463/52
- 4,811,955 3/1989 De Bernardini 463/51
- 5,569,085 10/1996 Igarashi et al. 463/49
- 5,577,962 11/1996 Kounoe et al. 463/51 X

OTHER PUBLICATIONS

Radio Shack Pamphlet, Nov. 1981.

Primary Examiner—Prabhakar Deshmukh
Attorney, Agent, or Firm—Jordan and Hamburg LLP

[57] **CLAIM**

The ornamental design for an optical beam gun for a game machine, as shown and described.

DESCRIPTION

FIG. 1 is a front view of the optical beam gun; FIG. 2 is a rear view of the optical beam gun; FIG. 3 is a left side view of the optical beam gun; FIG. 4 is a right side view of the optical beam gun; FIG. 5 is a top view of the optical beam gun; FIG. 6 is a bottom view of the optical beam gun; and, FIG. 7 is a perspective view of the optical beam gun.

1 Claim, 5 Drawing Sheets

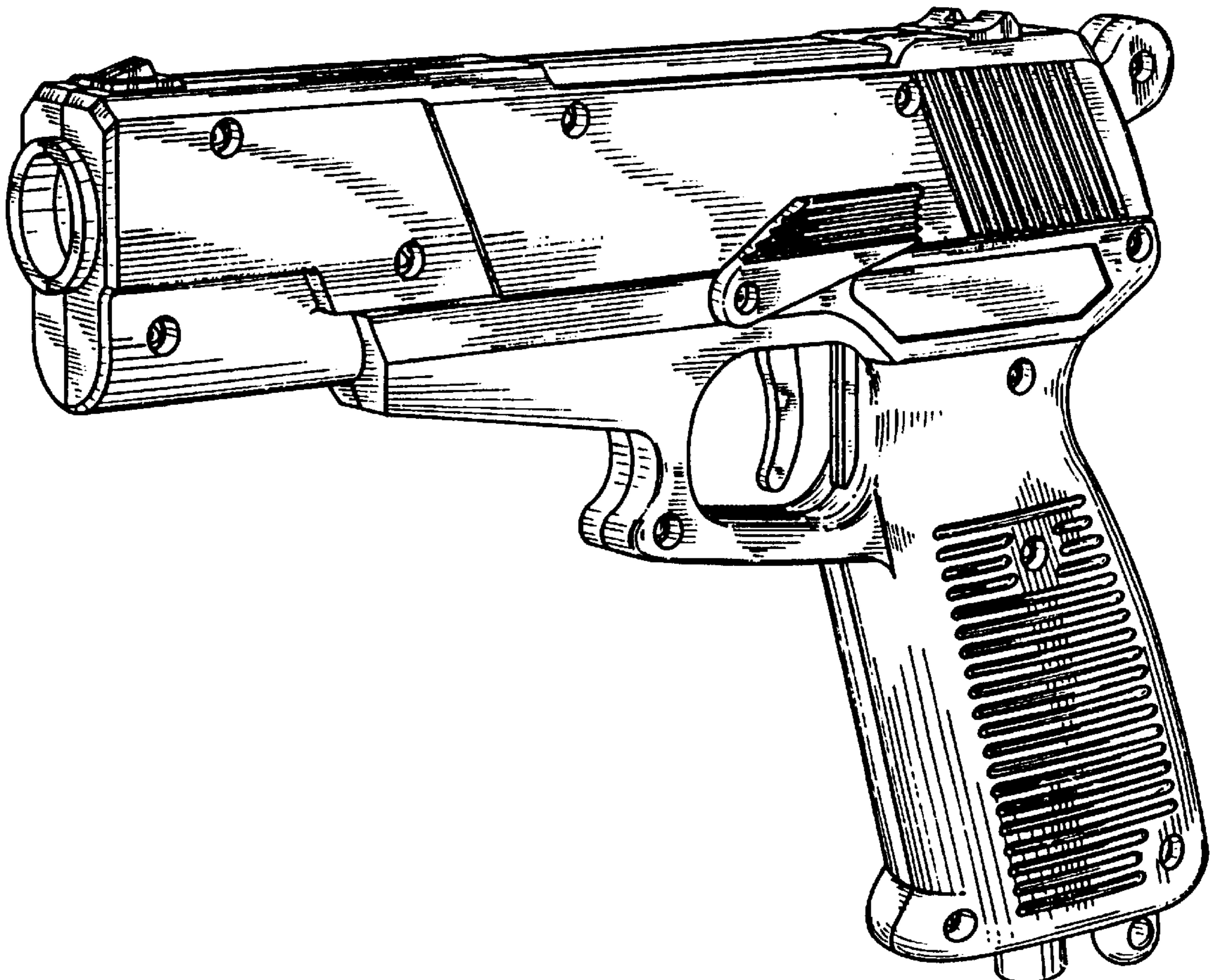


FIG. 1

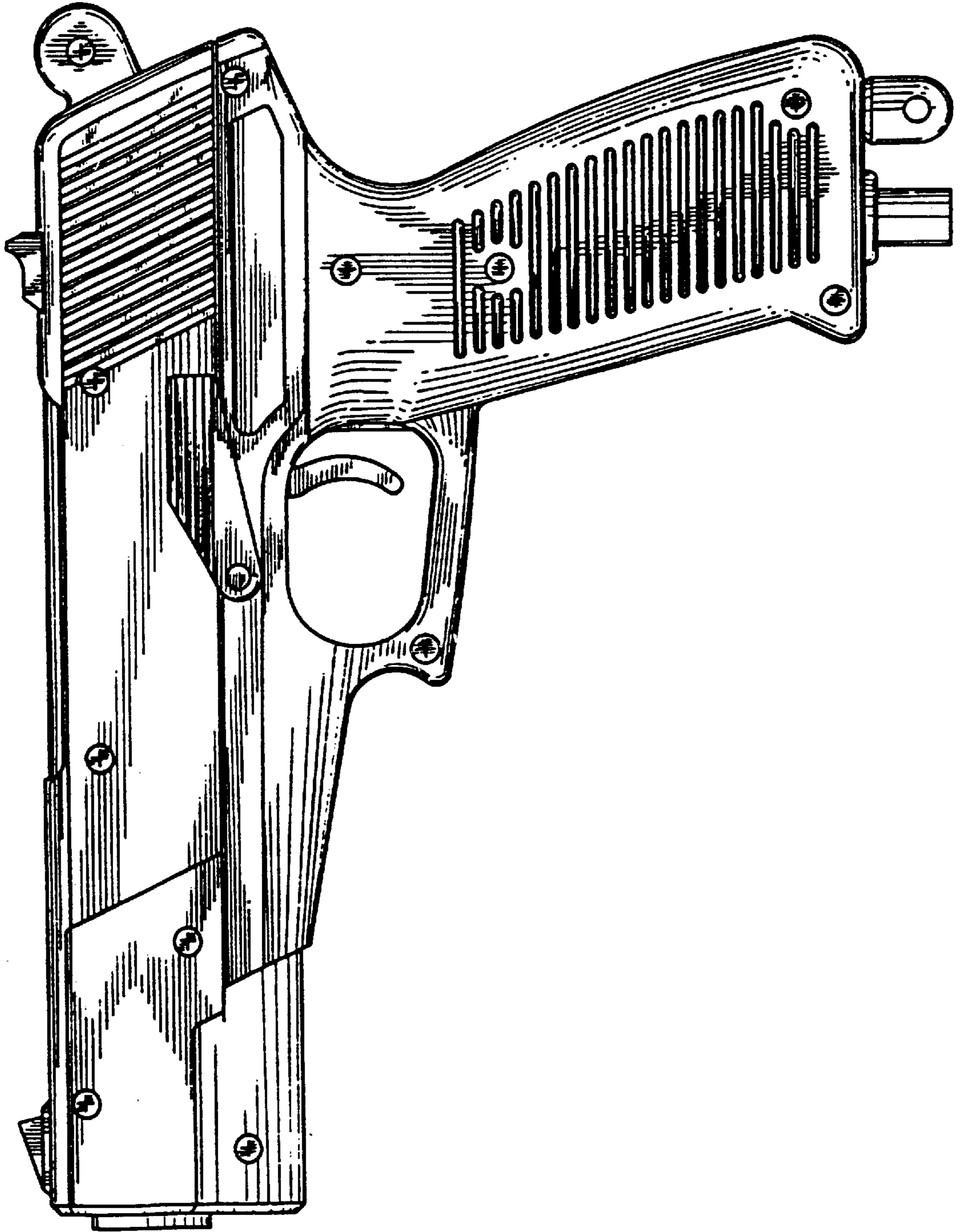


FIG. 2

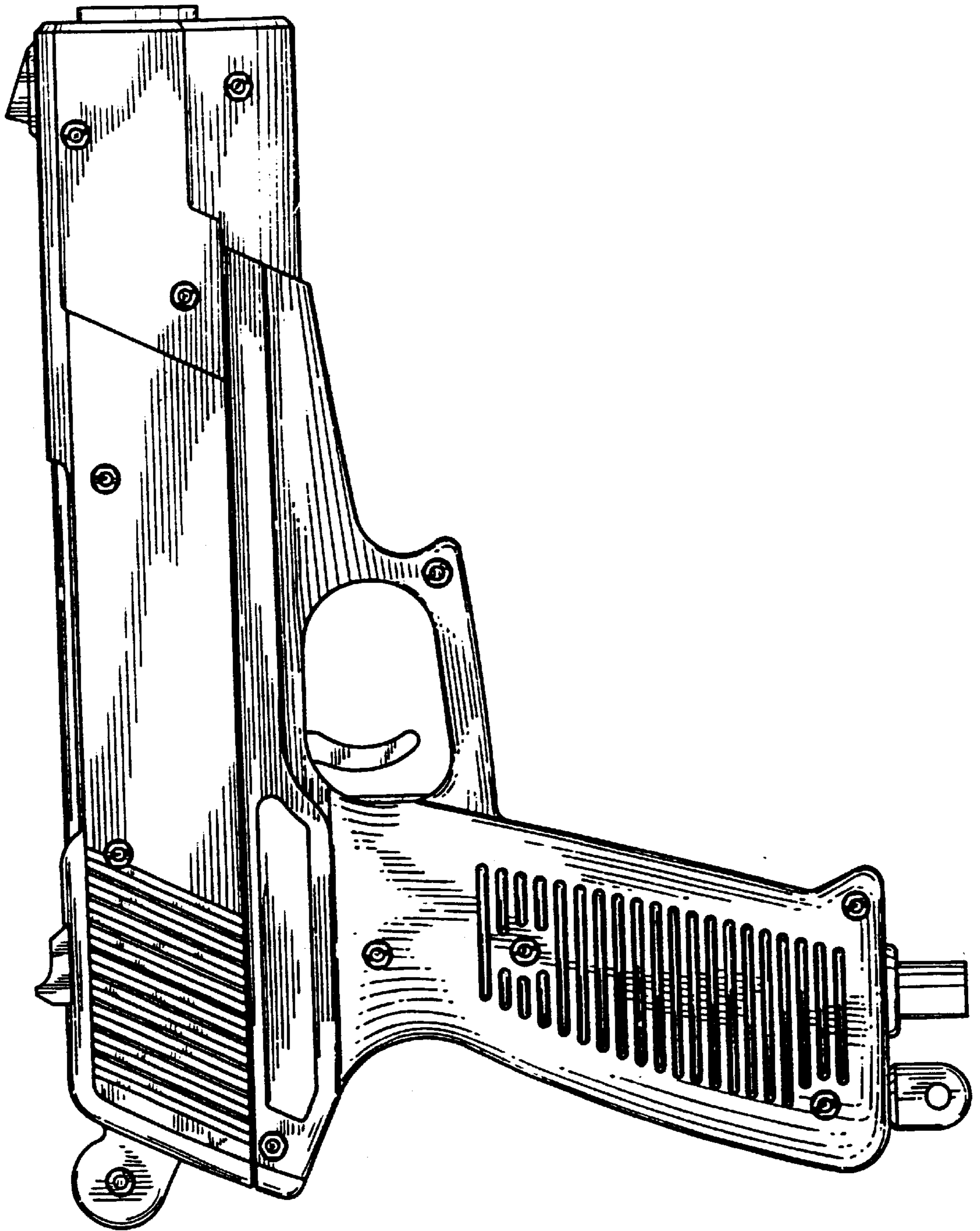


FIG. 4

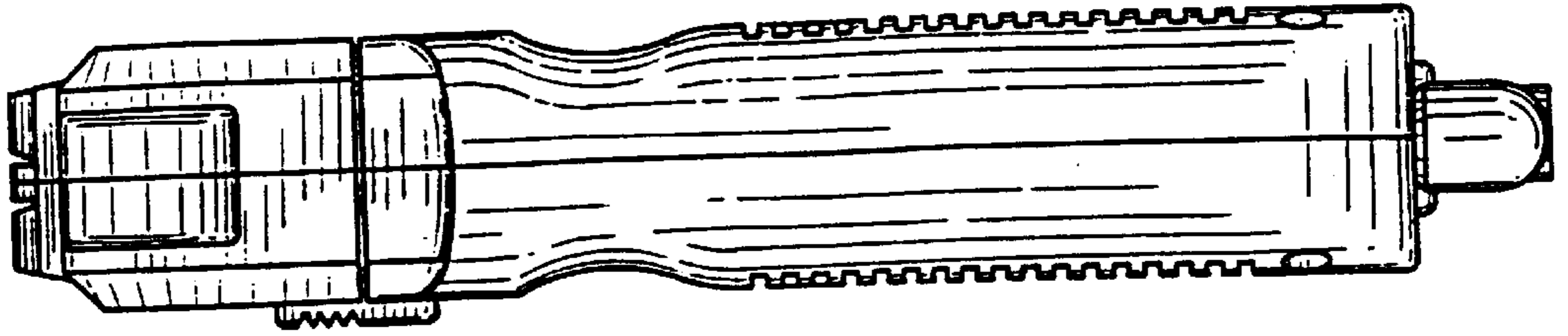


FIG. 3

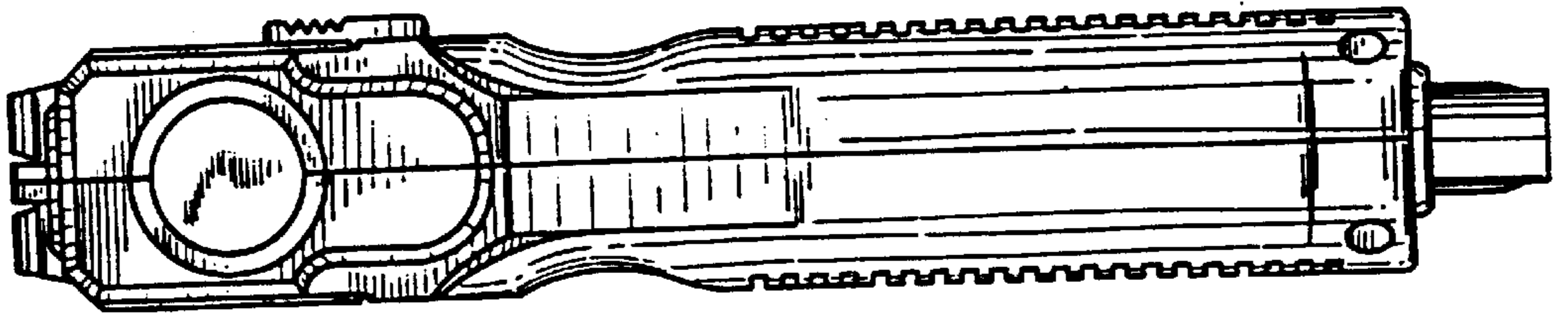


FIG. 5




FIG. 6

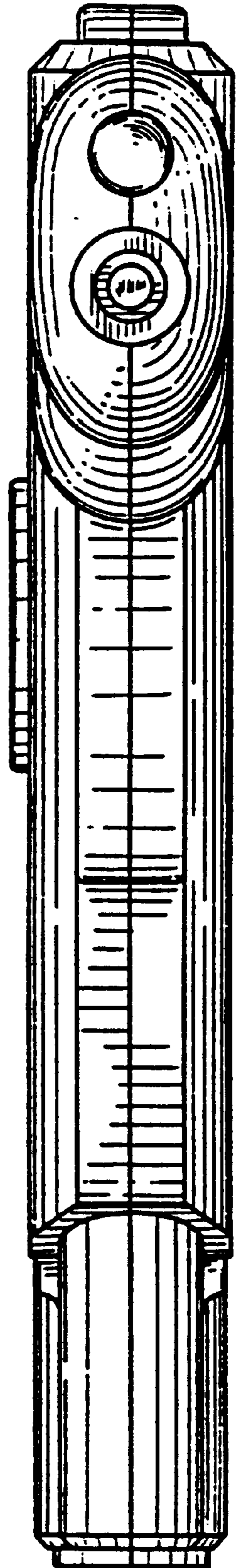


FIG. 7

