



US00D415989S

**United States Patent** [19]  
**Foltz**

[11] **Patent Number: Des. 415,989**

[45] **Date of Patent: \*\* Nov. 2, 1999**

[54] **FILLER NECK CROWN**

[75] Inventor: **Dean C. Foltz**, Shelbyville, Ind.

[73] Assignee: **Stant Manufacturing Inc.**,  
Connerville, Ind.

[\*\*] Term: **14 Years**

[21] Appl. No.: **29/052,014**

[22] Filed: **Mar. 21, 1996**

[51] **LOC (6) Cl.** ..... **12-16**

[52] **U.S. Cl.** ..... **D12/197**

[58] **Field of Search** ..... D12/197, 400;  
D7/619, 598, 398; 222/566; 220/86.1, 86.2,  
86.3, DIG. 12, DIG. 5

[56] **References Cited**

**U.S. PATENT DOCUMENTS**

3,642,036	2/1972	Ginsburg et al. .	
3,911,977	10/1975	Berger .	
3,912,117	10/1975	Ryding .....	220/86.2
3,938,564	2/1976	Jones .	
4,248,279	2/1981	Warmbold .....	220/86.2
4,424,839	1/1984	Otani et al. .	
4,702,386	10/1987	Boehmer et al. .	
4,741,369	5/1988	Dawson .	
4,762,247	8/1988	Temmesfeld .	
4,883,103	11/1989	Szlaga et al. .	
4,986,439	1/1991	Ott et al. .	
5,056,570	10/1991	Harris et al. .	
5,186,220	2/1993	Scharrer .	
5,195,566	3/1993	Ott et al. .	
5,234,122	8/1993	Cherng .....	220/86.2

5,238,034	8/1993	Corfitsen .	
5,242,075	9/1993	Ott et al. .	
5,271,438	12/1993	Griffin et al. .	
5,327,946	7/1994	Perkins .....	220/86.2
5,465,861	11/1995	Kunz et al. .	

**FOREIGN PATENT DOCUMENTS**

42 42 243 A1	12/1992	Germany .
42 43 833 A1	6/1996	Germany .
42 18 287 A1	12/1996	Germany .
WO 94/05592	3/1994	WIPO .
WO 94/06031	3/1994	WIPO .
WO 96/05136	9/1996	WIPO .

*Primary Examiner*—Louis S. Zarfaz  
*Assistant Examiner*—Frank Martinez  
*Attorney, Agent, or Firm*—Barnes & Thornburg

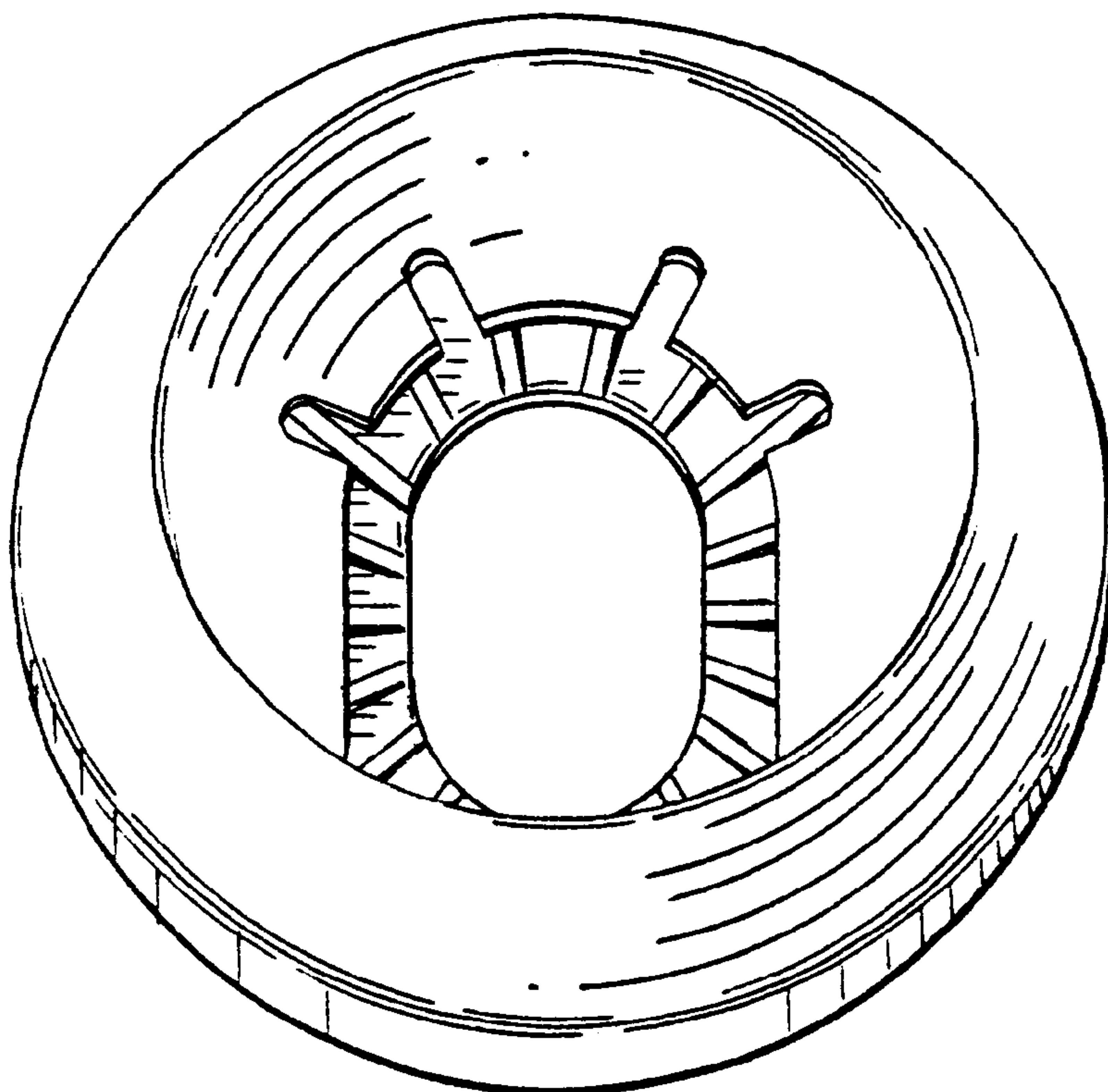
[57] **CLAIM**

The ornamental design for a filler neck crown, as shown and described.

**DESCRIPTION**

FIG. 1 is a front elevation view of a filler neck crown showing my new design;  
FIG. 2 is a left side elevation view thereof, the right side being a mirror image thereof;  
FIG. 3 is a front elevation view thereof taken along line 3—3 of FIG. 2;  
FIG. 4 is a top plan view thereof;  
FIG. 5 is a bottom plan view thereof; and,  
FIG. 6 is an outline section view thereof taken along line 6—6 of FIG. 3 showing the contour of the outermost visible surface.

**1 Claim, 2 Drawing Sheets**



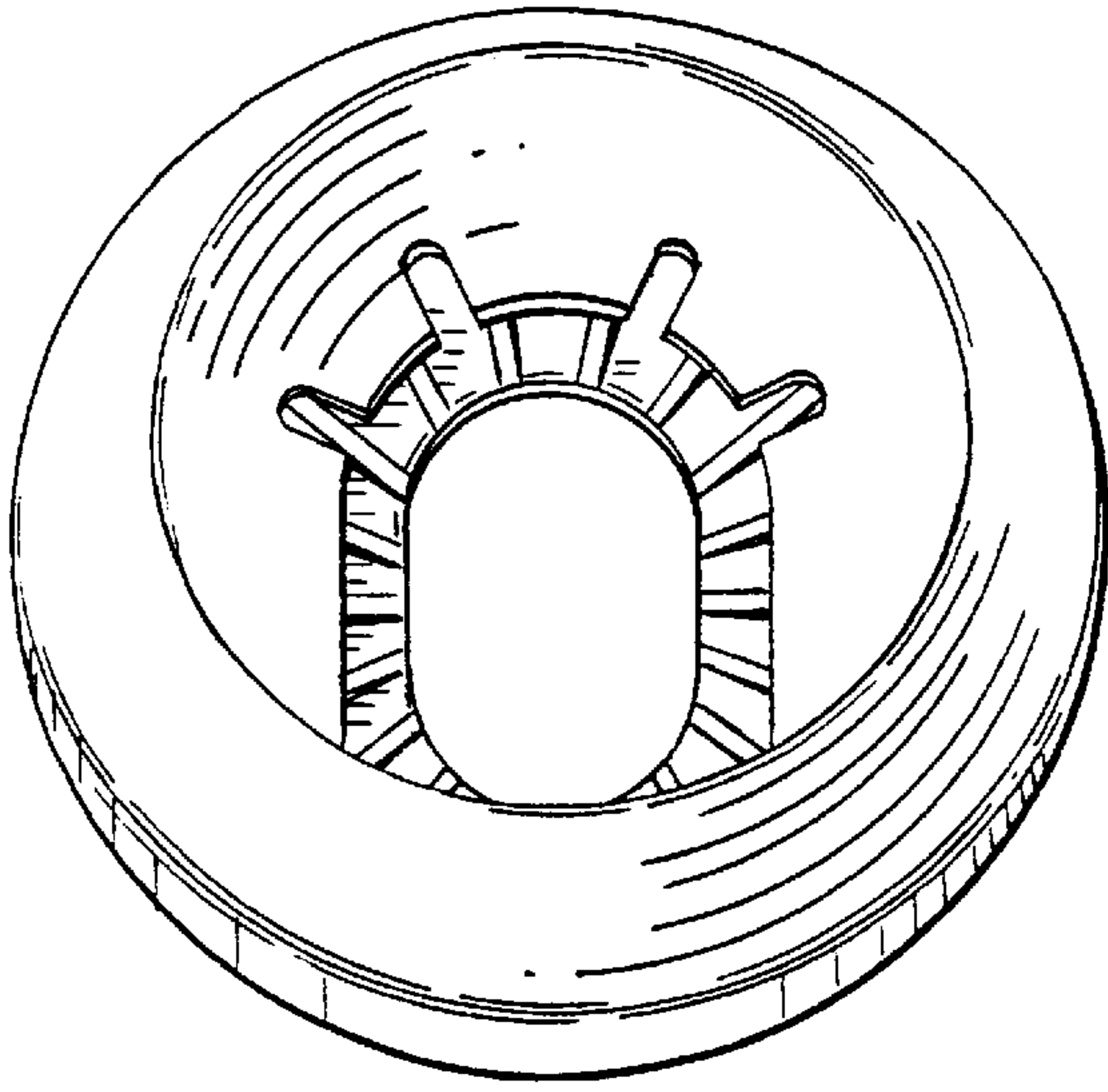


FIG. 1




FIG. 2

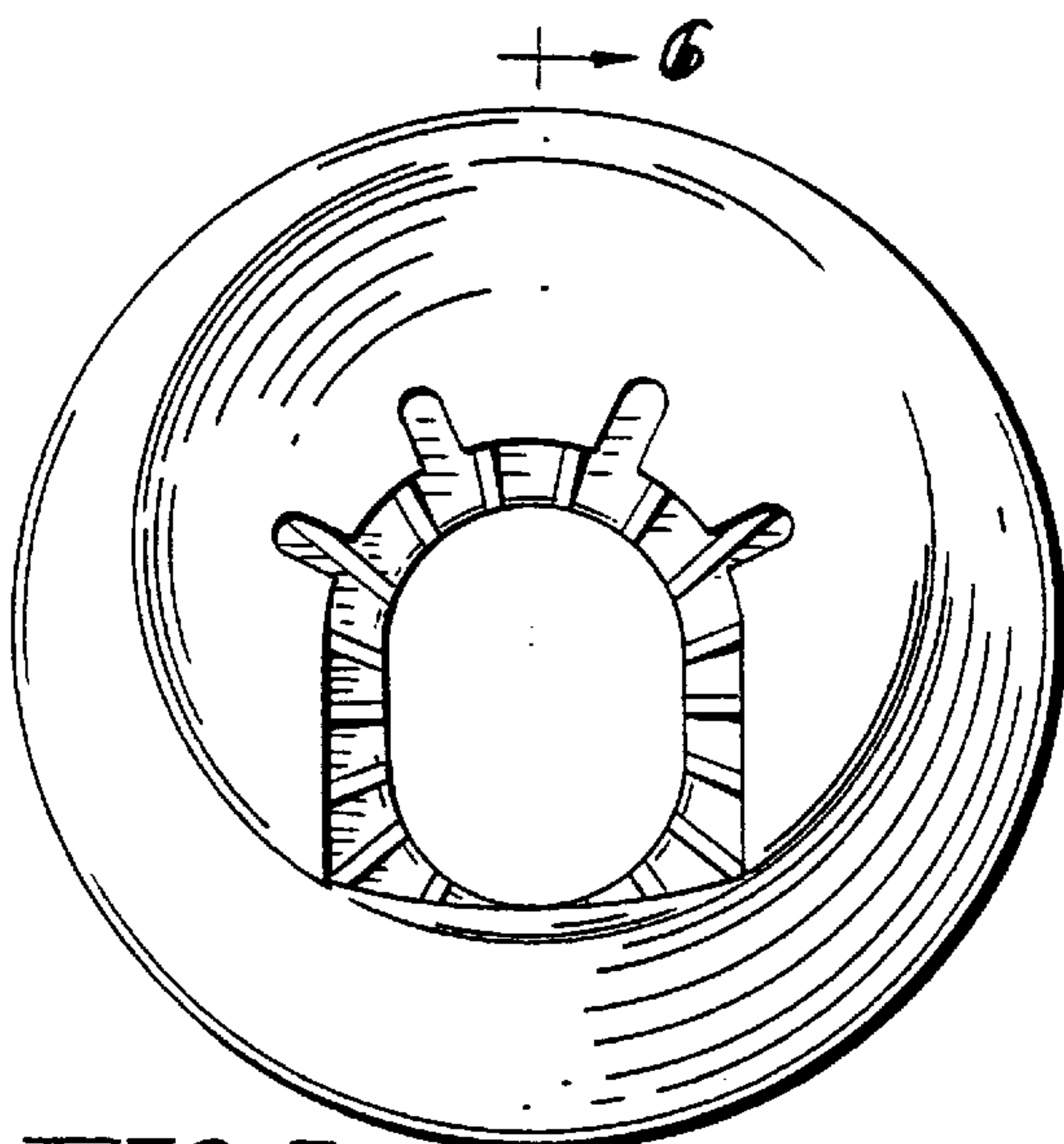


FIG. 3

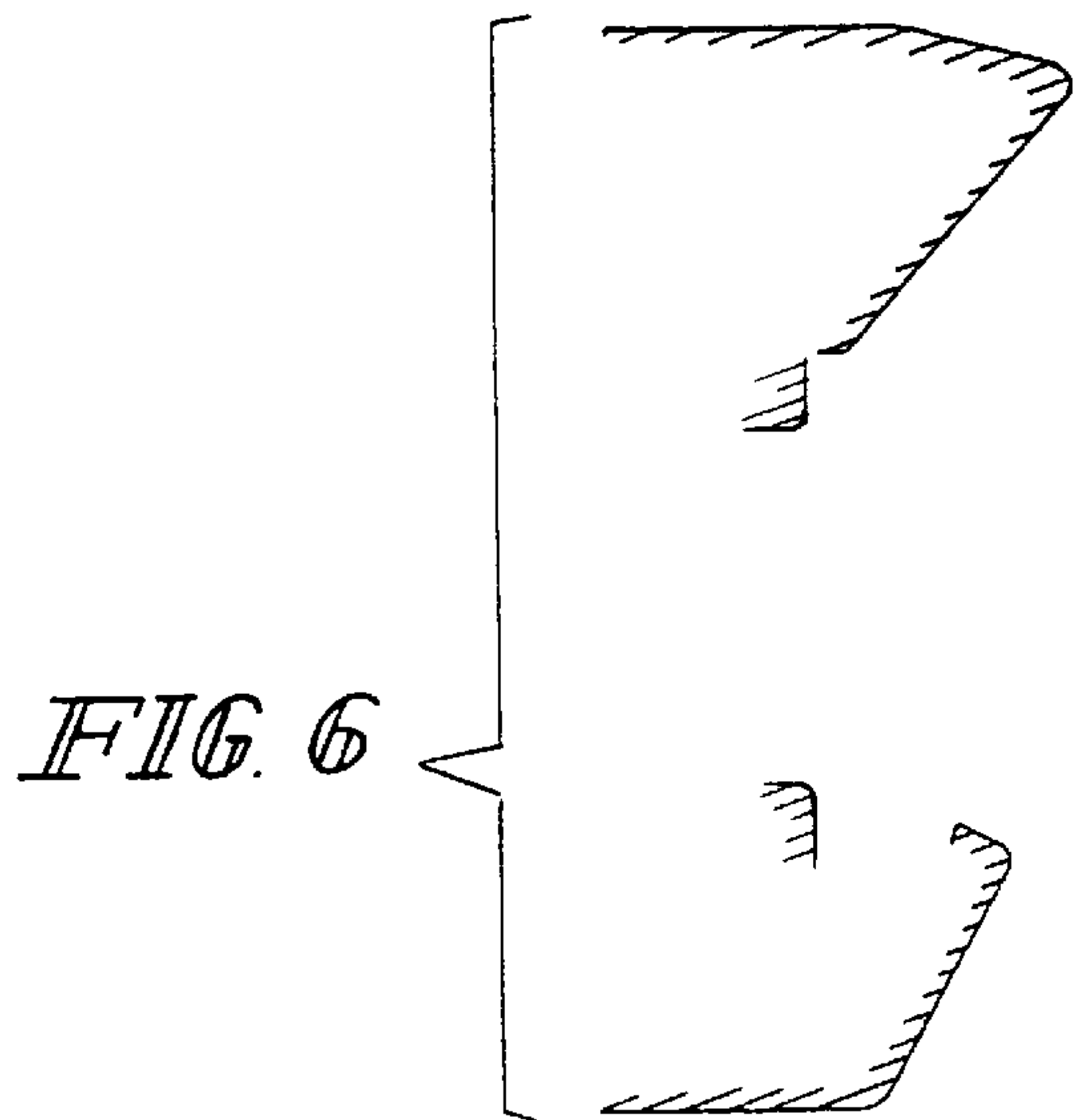
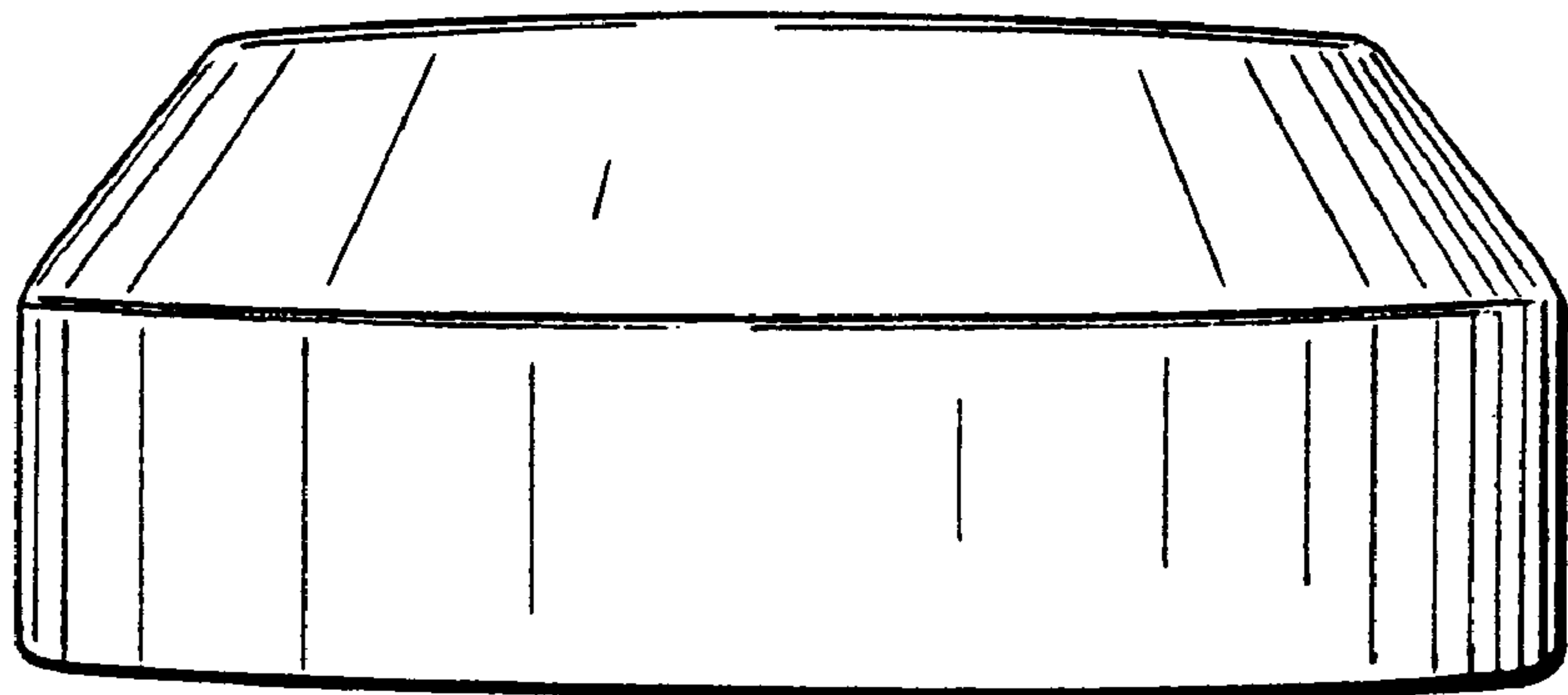
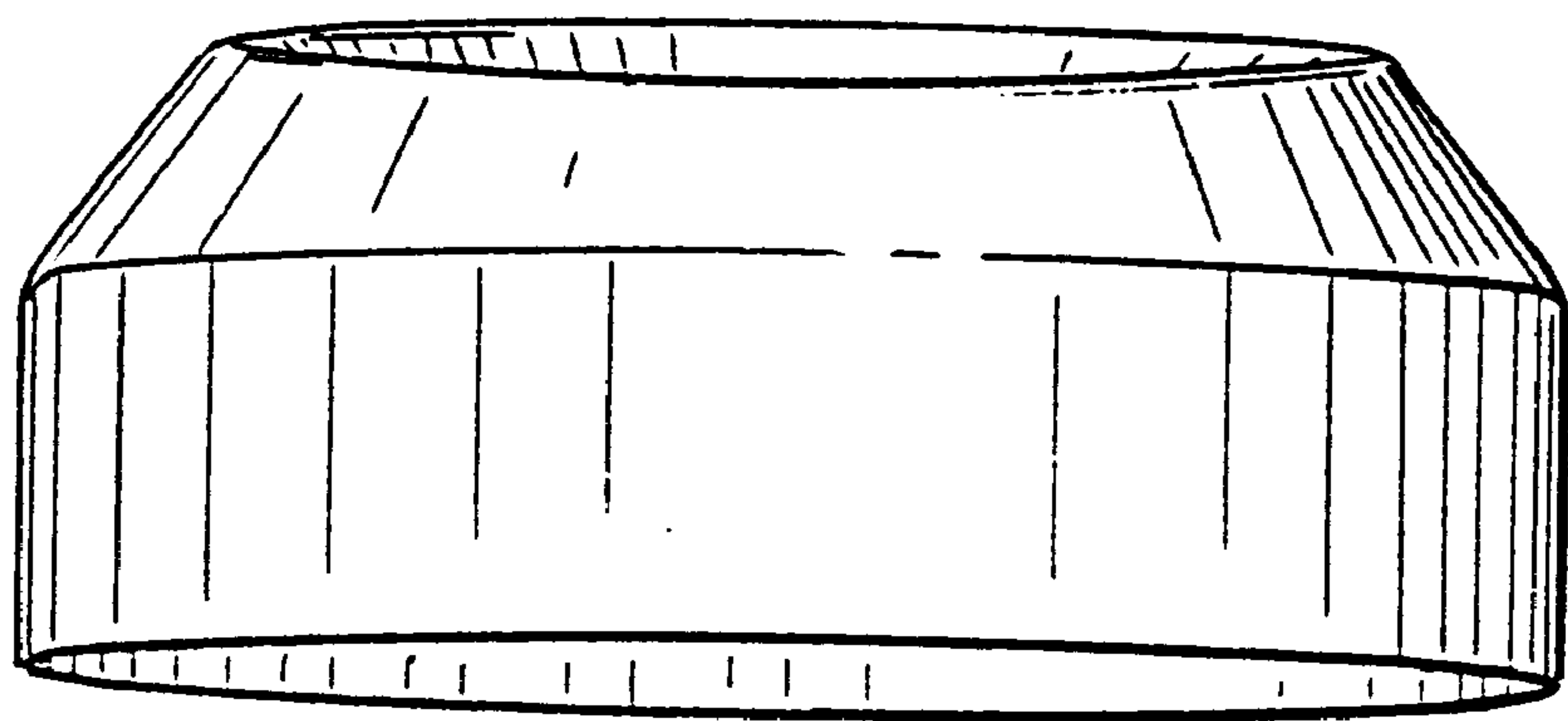


FIG. 6



*FIG. 4*



*FIG. 5*

UNITED STATES PATENT AND TRADEMARK OFFICE  
**CERTIFICATE OF CORRECTION**

PATENT NO. : Des 415,989  
DATED : November 2, 1999  
INVENTOR(S) : Dean C. Foltz

Page 1 of 1

It is certified that error appears in the above-identified patent and that said Letters Patent is hereby corrected as shown below:

Title page,


Item [56] **References Cited**, FOREIGN PATENT DOCUMENTS, insert

-- WO 96/05135      22 Feb 1996    PCT --

Signed and Sealed this

Twelfth Day of March, 2002

*Attest:*

A handwritten signature in black ink, appearing to read "James E. Rogan", written over a horizontal line.

*Attesting Officer*

JAMES E. ROGAN  
*Director of the United States Patent and Trademark Office*