



US00D415983S

# United States Patent [19] Williams

[11] Patent Number: Des. 415,983

[45] Date of Patent: \*\* Nov. 2, 1999

[54] TIRE TREAD

[75] Inventor: Ellen MacDonald Williams, Greer, S.C.

[73] Assignee: Michelin Recherche Et Technique S.A., Switzerland

[\*\*] Term: 14 Years

[21] Appl. No.: 29/091,129

[22] Filed: Jul. 23, 1998

[51] LOC (6) Cl. .... 12-15

[52] U.S. Cl. .... D12/147

[58] Field of Search ..... D12/141-143,  
D12/146-151; 152/209.1, 209.8, 209.9,  
209.11, 209.16, 209.18, 209.28, 900, 901,  
902, 903

[56] **References Cited**

U.S. PATENT DOCUMENTS

|            |         |                  |       |            |
|------------|---------|------------------|-------|------------|
| Re. 15,121 | 6/1921  | Pratt            | ..... | D12/147    |
| D. 52,116  | 6/1918  | Pratt            | ..... | D12/147    |
| D. 55,216  | 5/1920  | Tenney, Jr.      | ..... | D12/147    |
| D. 61,155  | 7/1922  | Frank            | ..... | D12/146    |
| D. 65,299  | 7/1924  | Pratt            | ..... | D12/146    |
| D. 81,592  | 7/1930  | Nesmith          | ..... | D12/147    |
| D. 83,804  | 3/1931  | Hargraves        | ..... | D12/147    |
| D. 104,017 | 4/1937  | Clayton          | ..... | D12/147    |
| D. 287,236 | 12/1986 | Yonekura et al.  | ..... | D12/140    |
| D. 396,676 | 8/1998  | Croyle           | ..... | D12/147    |
| D. 400,480 | 11/1998 | Johenning et al. | ..... | D12/147    |
| 4,456,046  | 6/1984  | Miller           | ..... | 152/209.28 |
| 4,700,762  | 10/1987 | Landers          | ..... | 152/209.28 |
| 5,176,766  | 1/1993  | Landers et al.   | ..... | 152/209.28 |
| 5,213,641  | 5/1993  | Tsuda et al.     | ..... | 152/209.1  |
| 5,353,854  | 10/1994 | Landers et al.   | ..... | 152/209.28 |

|           |         |                 |       |            |
|-----------|---------|-----------------|-------|------------|
| 5,358,021 | 10/1994 | Takasugi et al. | ..... | 152/209.28 |
| 5,386,862 | 2/1995  | Glover et al.   | ..... | 152/209.28 |
| 5,425,406 | 6/1995  | Swift et al.    | ..... | 152/209.28 |
| 5,435,364 | 7/1995  | Hasegawa et al. | ..... | 152/209.28 |

OTHER PUBLICATIONS

Tread Design Guide, 1992, p. 21, BRIGADIER Ultra Tech GTV+4.  
Tread Design Guide, 1992, p. 22, CASCADE Defender HRX 50H.  
Tread Design Guide, 1992, p. 42, GOODYEAR Eagle VR.  
Tread Design Guide, 1992, p. 45, HOOD Defender HRX.  
Tread Design Guide, 1997, p. 16, BRUNSWICK Defender HRX.  
Tread Design Guide, 1997, p. 25, DELTA Defender HRX.  
Tread Design Guide, 1997, p. 43, KLEBER DRZ.  
Tread Design Guide, 1997, p. 62, REGUL Defender HRX.

Primary Examiner—Robert M. Spear  
Attorney, Agent, or Firm—Alan A. Csontos; Robert R. Reed; Martin Farrell

[57] **CLAIM**

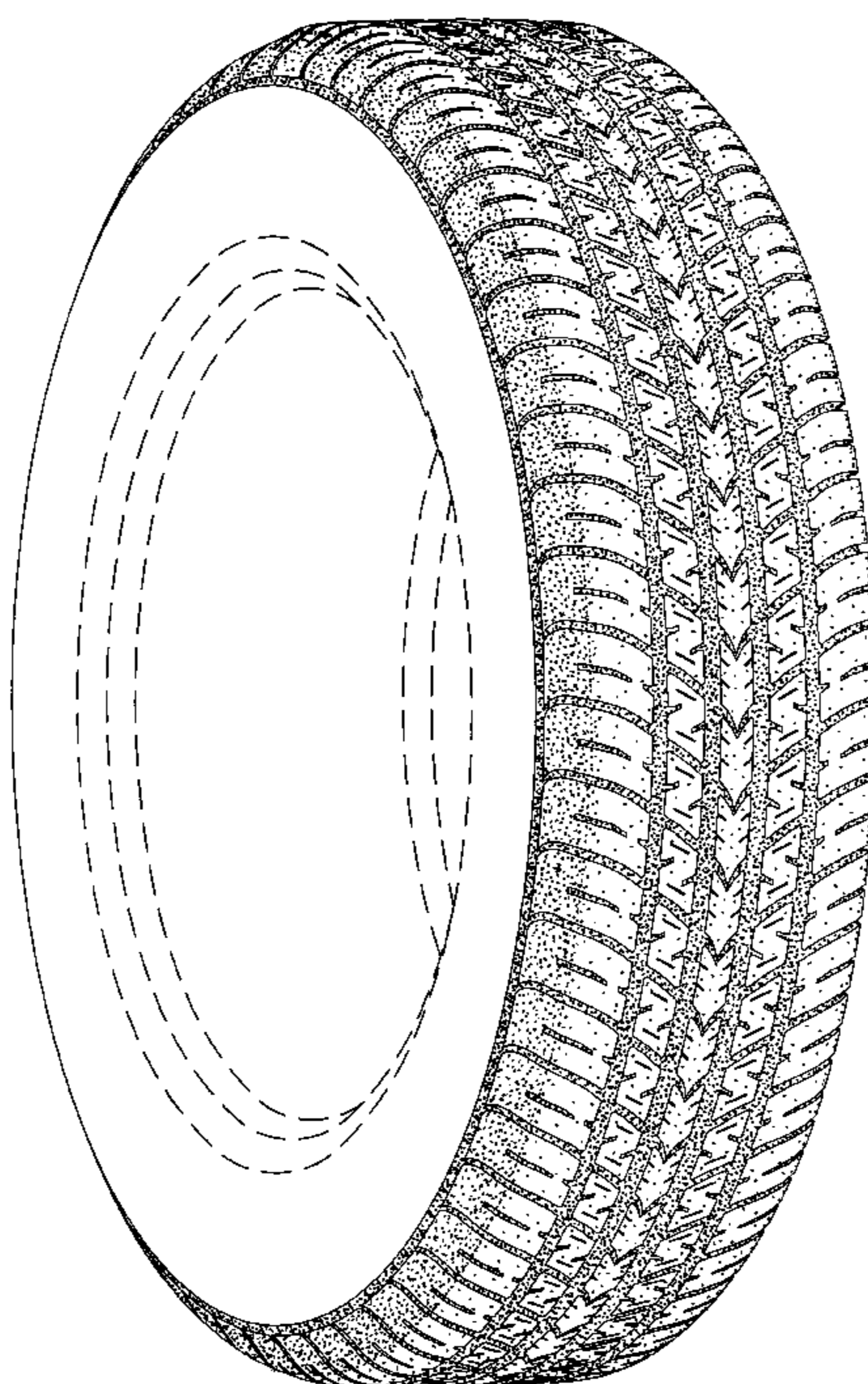
The ornamental design for a tire tread, as shown and described.

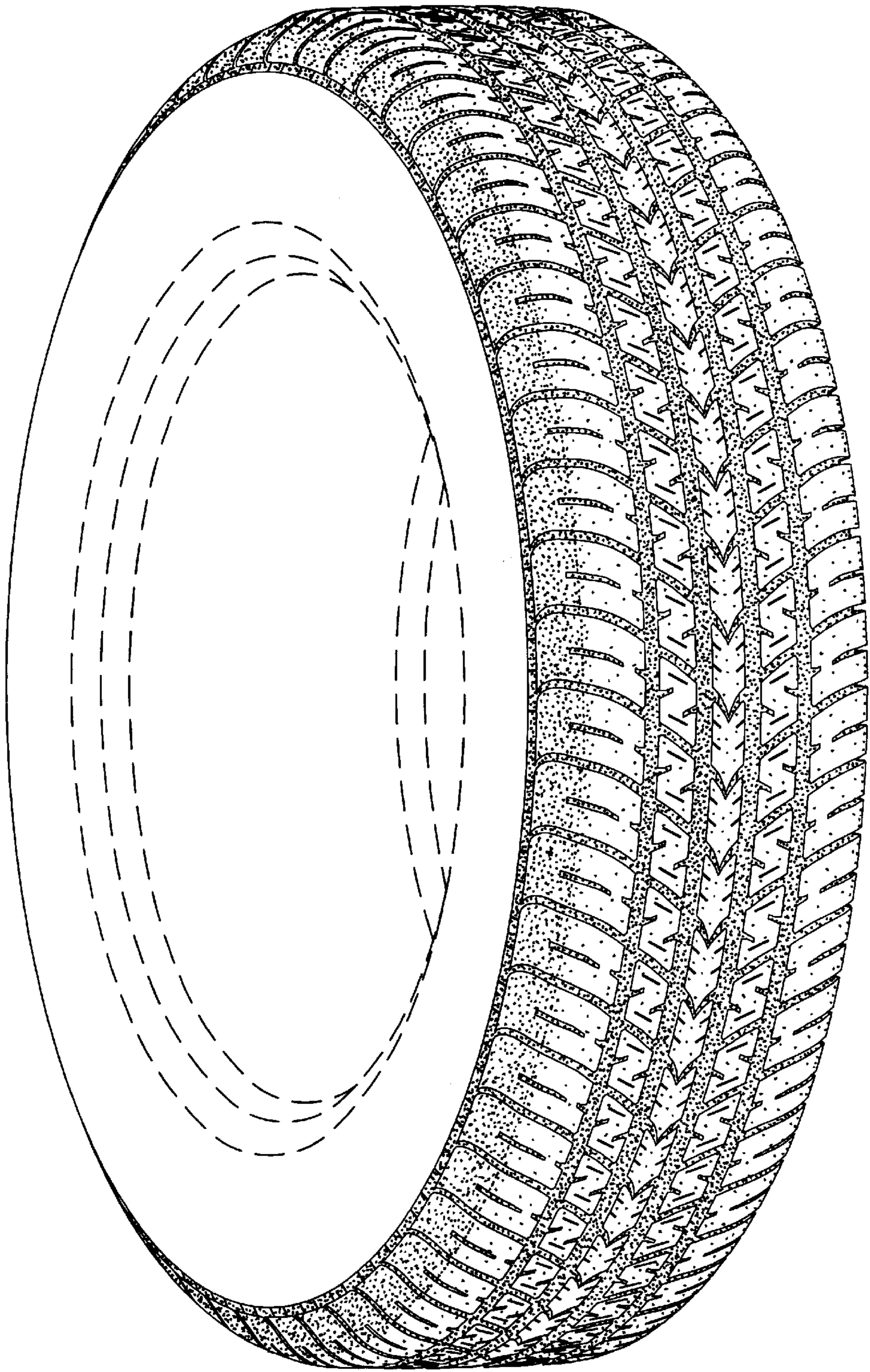
**DESCRIPTION**

FIG. 1 is a perspective view of a tire tread showing my new tire tread design, it being understood that the tire tread has a pattern repeated over the outer circumference and shoulder of a tire, the opposite side being a mirror image thereof; and, FIG. 2 is an enlarged fragmentary front elevation view of the tire tread thereof.

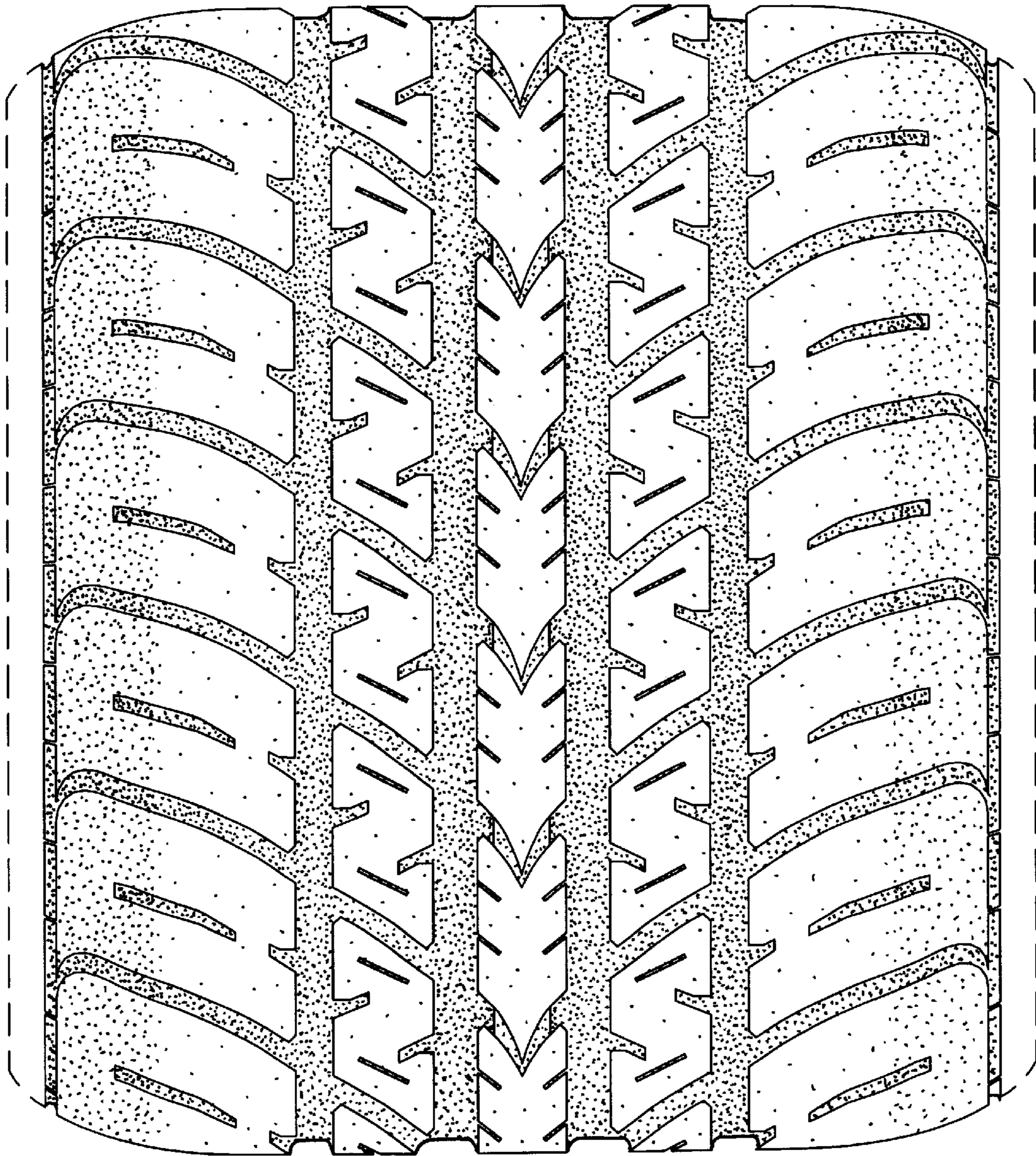
The broken line disclosure of a tire sidewall and inner bead is for illustrative purposes only and forms no part of the claimed design.

1 Claim, 2 Drawing Sheets





*Fig. 1*



*Fig. 2*