



US00D415970S

United States Patent [19]

Aellen

[11] **Patent Number: Des. 415,970**

[45] **Date of Patent: ** Nov. 2, 1999**

[54] **COMBINED WATCH CASE AND BRACELET**

[75] Inventor: **Pierre-André Aellen**, Le Landeron, Switzerland

[73] Assignee: **Montres Itraco Cie SA**, Oberrieden, Switzerland

[**] Term: **14 Years**

[21] Appl. No.: **29/097,094**

[22] Filed: **Nov. 30, 1998**

[30] **Foreign Application Priority Data**

Jun. 10, 1998 [XH] Hague Agreement DM/044268

[51] **LOC (6) Cl.** **10-02**

[52] **U.S. Cl.** **D10/32**

[58] **Field of Search** D10/1-40, 122-132; D11/3-25; 63/1.1, 3, 5, 11; 368/276-277, 280-282, 285

[56] **References Cited**

U.S. PATENT DOCUMENTS

D. 324,825 3/1992 Besson D10/30
D. 352,250 11/1994 Giardiello D10/39

D. 353,340 12/1994 Burgener D10/32
D. 365,772 1/1996 Wunderman D10/32
D. 378,739 4/1997 Strasser D10/32
D. 392,902 3/1998 Mouawad D10/30

OTHER PUBLICATIONS

Swiss Watch & Jewelry Journal—Feb. 1989—p. 243—watches.

Rolex—Oyster Catalog of 1992—p. 23—watches.

Primary Examiner—Nelson C. Holtje
Attorney, Agent, or Firm—McGlew and Tuttle, P.C.

[57] **CLAIM**

The ornamental design for a combined watch case and bracelet, as shown and described.

DESCRIPTION

FIG. 1 is a front view;
FIG. 2 is a back view;
FIG. 3 is a top view;
FIG. 4 is a bottom view;
FIG. 5 is a right perspective side view;
FIG. 6 is a right side view; and,
FIG. 7 is a left side view.

1 Claim, 2 Drawing Sheets






Fig. 1




Fig. 2




Fig. 3



Fig. 4



Fig. 5




Fig. 6




Fig. 7