



US00D415955S

United States Patent [19]
Paulson

[11] **Patent Number: Des. 415,955**

[45] **Date of Patent: ** Nov. 2, 1999**

[54] **GROUND ANCHOR**

*Primary Examiner—Holly Baynham
Attorney, Agent, or Firm—Olson & Olson*

[76] Inventor: **Kerry K. Paulson**, 27700 SW. Heater Rd., Sherwood, Oreg. 97140

[57] **CLAIM**

[**] Term: **14 Years**

The ornamental design for a ground anchor, as shown and described.

[21] Appl. No.: **29/093,672**

[22] Filed: **Sep. 16, 1998**

DESCRIPTION

[51] **LOC (6) Cl.** **08-08**

[52] **U.S. Cl.** **D8/388**

[58] **Field of Search** D8/387, 388, 1; 172/21; 411/403; 405/259.1, 244, 19

FIG. 1 is a foreshortened front elevational view of a ground anchor showing my new design, the foreshortened shank indicating variable length;

FIG. 2 is a side elevational view thereof, the opposite side being a mirror image;

FIG. 3 is a top plan view thereof; and,

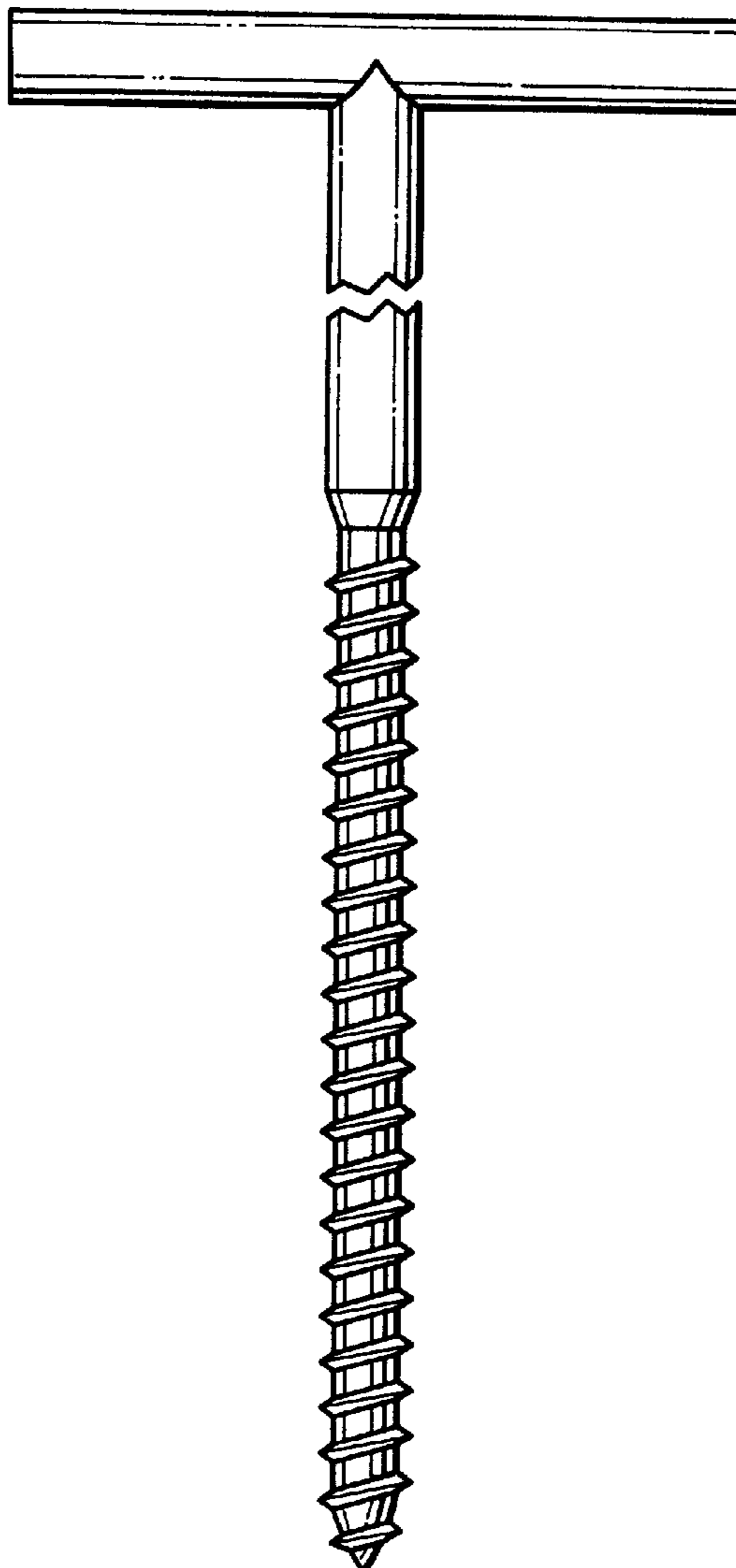
FIG. 4 is a bottom plan view thereof.

[56] **References Cited**
PUBLICATIONS

Machine Design, p. 302, threaded screw, item A at left of page, Mar. 1963.

Machine Design, p. 306, threaded bolt, item A located at left of page, Mar. 1963.

1 Claim, 1 Drawing Sheet






FIG. 3

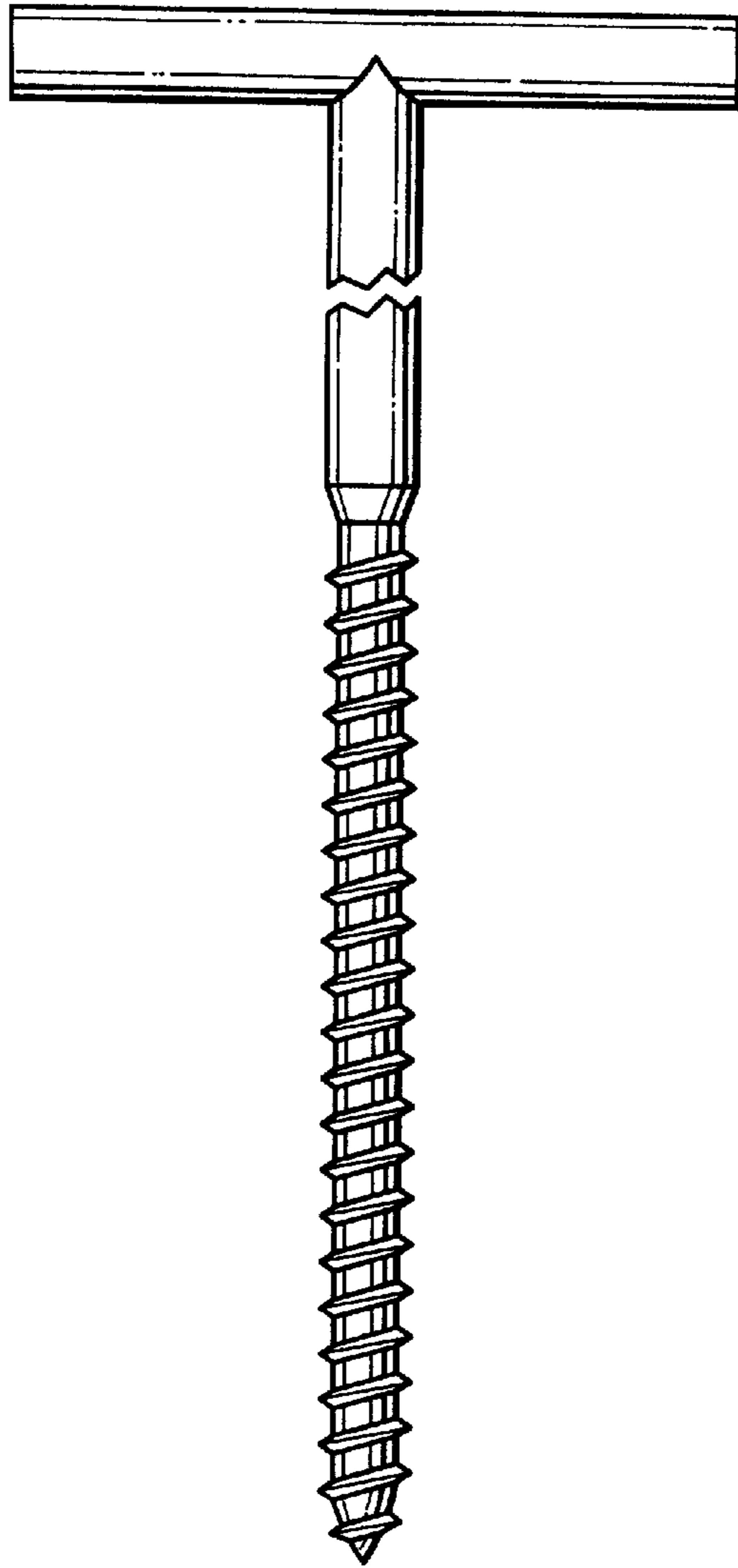


FIG. 1

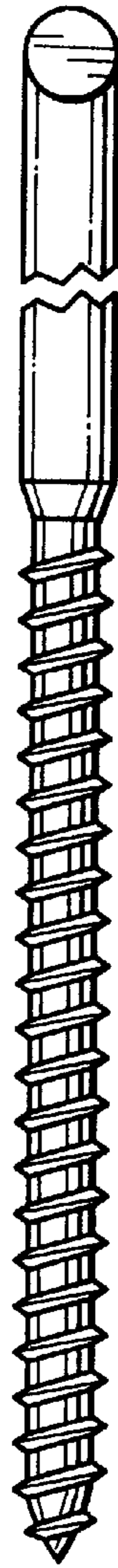


FIG. 2



FIG. 4