



US00D415948S

United States Patent [19]
Carsello

[11] **Patent Number: Des. 415,948**

[45] **Date of Patent: ** Nov. 2, 1999**

[54] **PITCHER HANDLE FOR HANDLESET**

[75] Inventor: **Anthony J. Carsello**, Chino, Calif.

[73] Assignee: **Emhart Inc.**, Newark, Del.

[**] Term: **14 Years**

[21] Appl. No.: **29/073,718**

[22] Filed: **Jul. 16, 1997**

Related U.S. Application Data

[62] Division of application No. 29/058,263, Aug. 9, 1996.

[51] **LOC (6) Cl.** **08-06**

[52] **U.S. Cl.** **D8/320; D8/319**

[58] **Field of Search** **D8/300, 301, 302,**
D8/315-320; 16/110 R, 121

[56] **References Cited**

U.S. PATENT DOCUMENTS

- D. 43,561 2/1913 Weiser D8/302
- D. 178,660 9/1956 Hillgren D8/302

OTHER PUBLICATIONS

Entrance Handles by Schlage; p. 3; Bowman handle ©1965. Penney's Leisure Living Cat "72"; p. unknown; handle F. Kwikset Cat; p. 8; Diplomat handle ©1985. Sager Cat. 37; p. 184, handle 3956 ©1937.

Primary Examiner—B. J. Bullock

Attorney, Agent, or Firm—Spencer T. Smith; Charles E. Yocum; John D. Del Ponti

[57] **CLAIM**

I claim the ornamental design for a pitcher handle for a handleset, as shown and described.

DESCRIPTION

FIG. 1 is an oblique side view of a pitcher handle for a handleset showing my new design.

FIG. 2 is a right side view thereof, the left side being a mirror image;

FIG. 3 is an enlarged front view thereof;

FIG. 4 is a top view thereof;

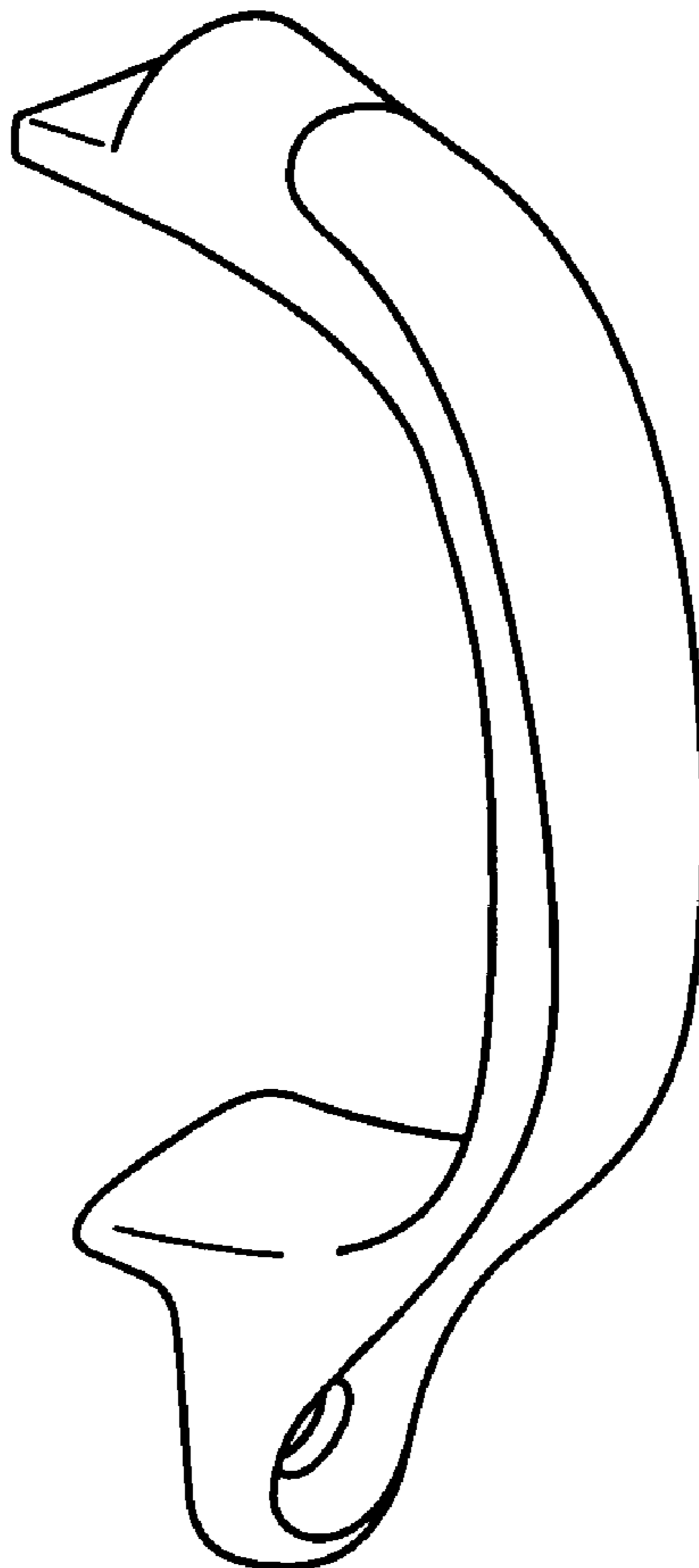
FIG. 5 is a bottom view thereof;

FIG. 6 is an enlarged cross sectional view taken on line 6—6 of FIG. 2;

FIG. 7 is an enlarged cross sectional view taken on line 7—7 of FIG. 2; and,

FIG. 8 is an enlarged cross sectional view taken on line 8—8 of FIG. 2.

1 Claim, 1 Drawing Sheet



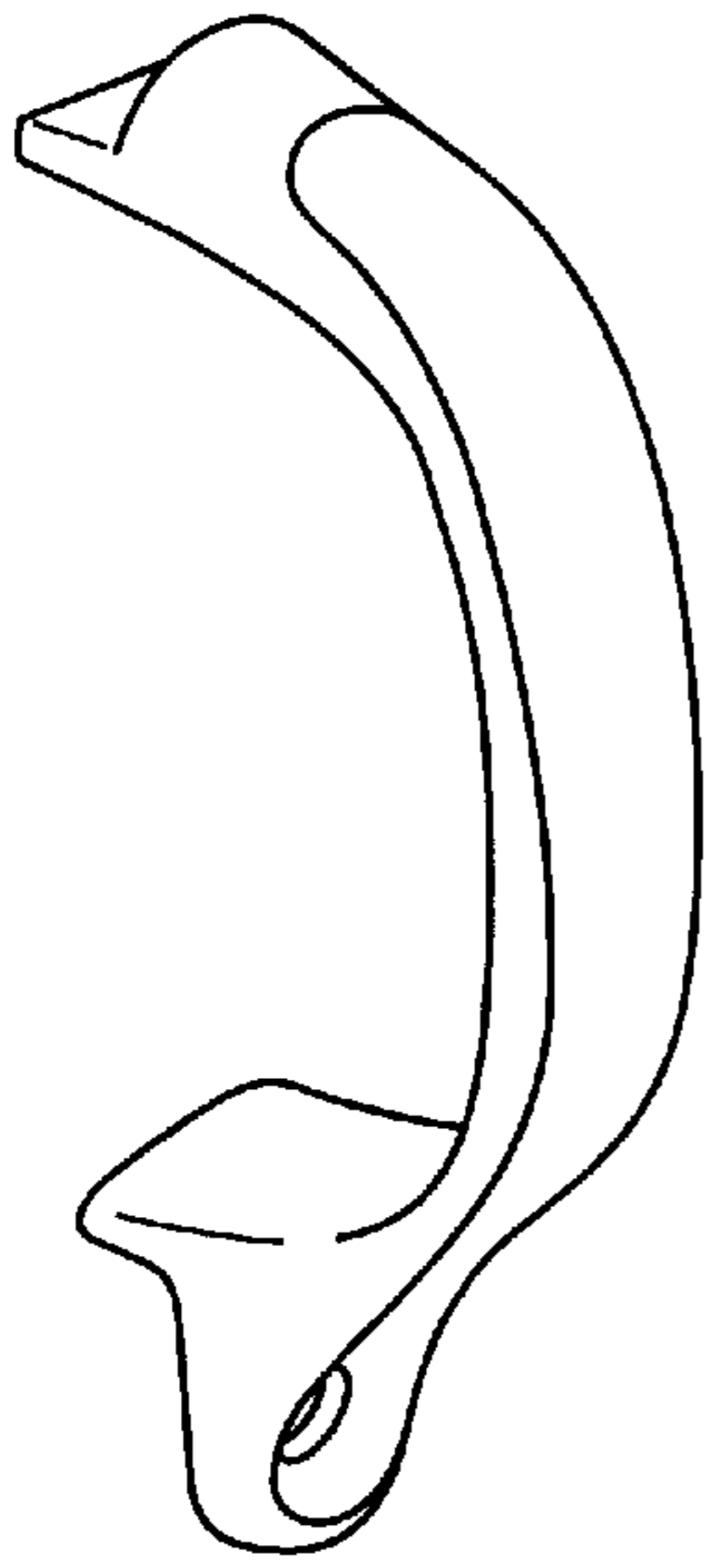


FIG. 1

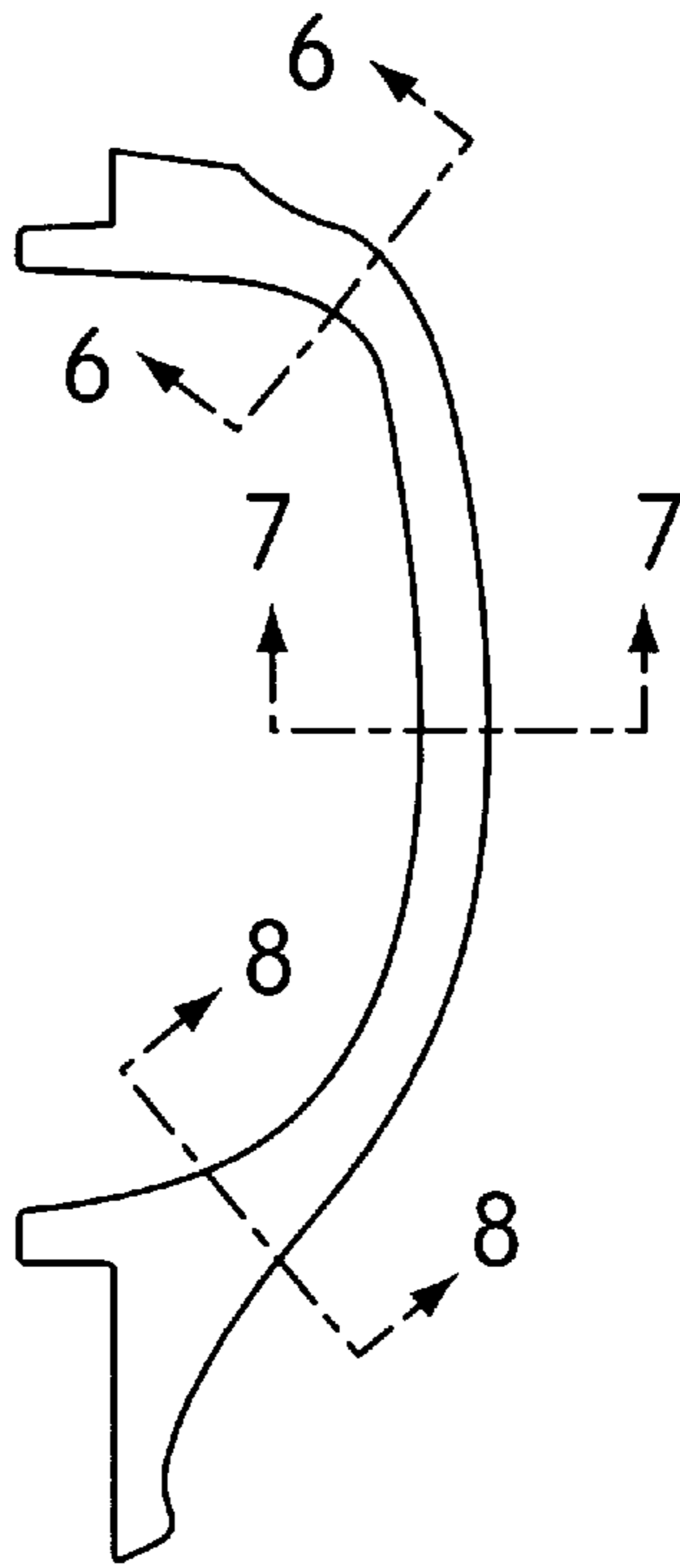


FIG. 2

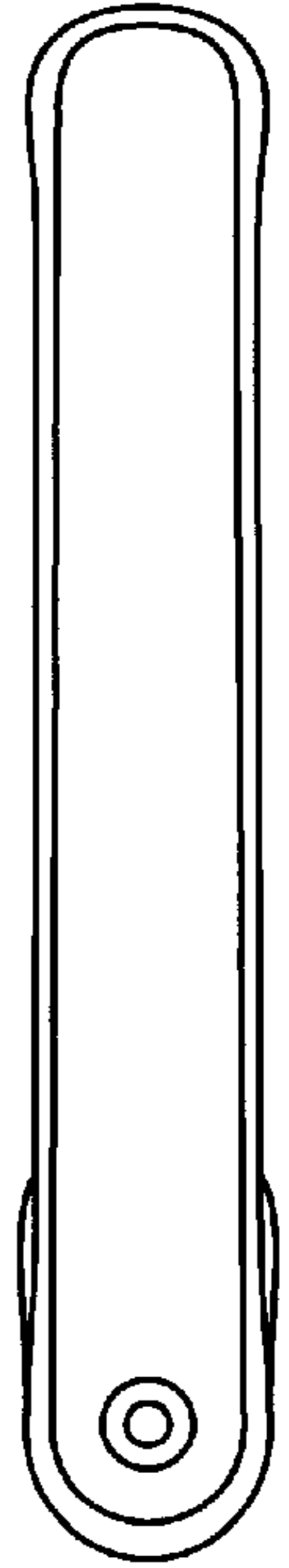


FIG. 3

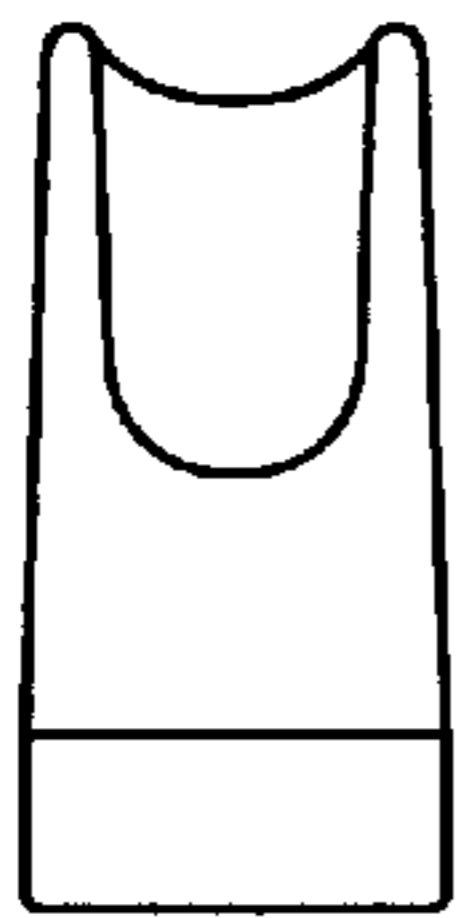


FIG. 4




FIG. 5



FIG. 6



FIG. 7



FIG. 8