



US00D415935S

# United States Patent [19] Martinez

[11] **Patent Number: Des. 415,935**

[45] **Date of Patent: \*\* Nov. 2, 1999**

[54] **CONTAINER**

[76] Inventor: **Aurelio Gimenez Martinez**, Parcela 42-44, 03610-Petrer-Alicante, Parcela, Spain

[\*\*] Term: **14 Years**

[21] Appl. No.: **29/091,607**

[22] Filed: **Aug. 3, 1998**

[51] **LOC (6) Cl. .... 07-01**

[52] **U.S. Cl. .... D7/602**

[58] **Field of Search** ..... D7/601, 602, 629, D7/554.3, 543-549; D9/424, 425, 430-432; 220/608, 657, 659, 574; 206/502, 557; 229/125.35

[56] **References Cited**

**U.S. PATENT DOCUMENTS**

- D. 100,126 6/1936 Scurlock ..... D7/602
- D. 174,506 4/1955 Levenhagen ..... D7/602

- D. 365,501 12/1995 Daughtery et al. .... D7/602
- D. 384,555 10/1997 Bradley ..... D7/545
- 1,717,974 6/1929 Heinrichs ..... 206/502
- 3,863,832 2/1975 Gordon et al. .... 229/125.35
- 4,183,435 1/1980 Thompson et al. .... 206/557

*Primary Examiner*—Terry A. Wallace  
*Attorney, Agent, or Firm*—Hughes Hubbard & Reed LLP


[57] **CLAIM**

The ornamental design for the container, as shown.

**DESCRIPTION**

FIG. 1 is a bottom plan view thereof;  
FIG. 2 is a front elevational view thereof; the rear elevational view being a mirror image of the front elevational view;  
FIG. 3 is a top plan view thereof; and,  
FIG. 4 is a left side elevational view thereof; the right side elevational view being a mirror image of the left side elevational view.

**1 Claim, 2 Drawing Sheets**






FIG. 1

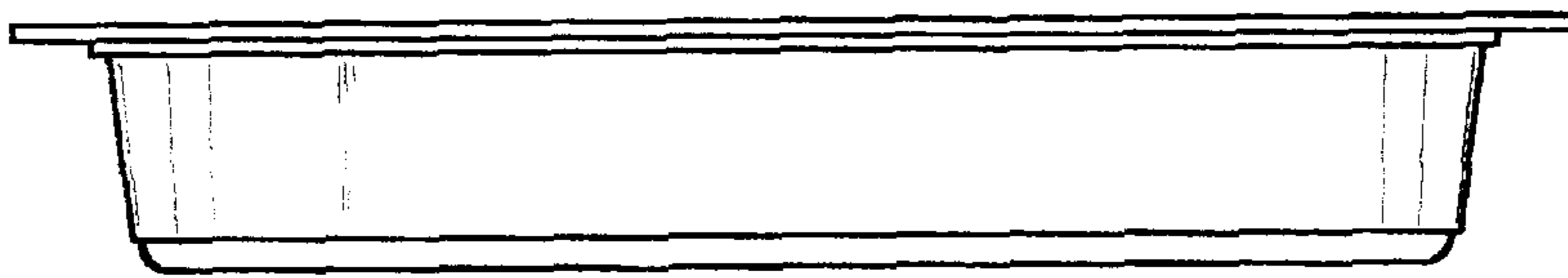


FIG. 2




FIG. 3




FIG. 4